








## Daily Outlook

GLOBAL MARKETS & ECONOMIES | WEEKLY ECONOMIC INDICATORS | CURRENCIES | PRECIOUS METAL | OIL |

### “USD Melemah Di Tengah Harapan Penurunan Suku Bunga Fed, Fokus Ke Pertemuan Kebijakan Reserve Bank of Australia”

Counter	News	Trend	Support	Resistance
 <b>CLc1 (WTI)</b>	<b>OIL</b> – Harga minyak berakhir tidak banyak berubah pada hari Senin karena kesepakatan gencatan senjata antara Hamas dan Israel terus menghindari perundingan yang turut mendukung minyak adalah langkah Arab Saudi untuk menaikkan harga jual resmi untuk minyak mentah yang dijual ke Asia, Eropa Barat Laut dan Mediterania pada bulan Juni yang menandakan ekspektasi permintaan yang kuat pada musim panas ini. Resistance 79.19, support 78.03	↑	78.03	79.19
 <b>XAUUSD</b>	<b>XAUUSD</b> – Harga emas menguat hampir 1% pada hari Senin didukung oleh peningkatan selera risiko karena meningkatnya spekulasi bahwa Federal Reserve AS mungkin mulai melonggarkan kebijakannya lebih cepat dari perkiraan setelah laporan pekerjaan AS pada hari Jumat lalu yang menunjukkan perekonomian terus menciptakan lapangan kerja namun dengan laju yang lebih lambat. Resistance 2339.93, support 2299.64	↑	2299.64	2339.93
 <b>EURUSD</b>	<b>EURUSD</b> – Harga naik karena USD ditutup melemah terhadap sebagian besar mata uang pada hari Senin untuk sesi keempat berturut-turut karena data pasar tenaga kerja baru-baru ini dan komentar dari pejabat Federal Reserve mendukung harapan penurunan suku bunga. Resistance utama di 1.0806, support di 1.0735	↑	1.0735	1.0806
 <b>USDJPY</b>	<b>USDJPY</b> – USD turun pada hari Senin untuk hari keempat berturut-turut karena data pasar tenaga kerja baru-baru ini dan komentar dari pejabat Federal Reserve mendukung harapan penurunan suku bunga tetapi dolar menguat terhadap yen setelah dugaan intervensi minggu lalu. Resistance 154.19, support 153.30	↑	153.30	154.19
 <b>GBPUSD</b>	<b>GBPUSD</b> – Sterling menguat menjelang pengumuman kebijakan Bank of England pada hari Kamis, ketika suku bunga diperkirakan akan dipertahankan pada 5,25%. Dan didukung oleh melemah USD terhadap sebagian besar mata uang pada hari Senin untuk sesi keempat berturut-turut karena data pasar tenaga kerja baru-baru ini dan komentar dari pejabat Federal Reserve mendukung harapan penurunan suku bunga. Resistance utama 1.2590, support 1.2534	↑	1.2534	1.2590
 <b>USDCHF</b>	<b>USDCHF</b> – Harga turun karena USD ditutup melemah terhadap sebagian besar mata uang pada hari Senin untuk sesi keempat berturut-turut karena data pasar tenaga kerja baru-baru ini dan komentar dari pejabat Federal Reserve mendukung harapan penurunan suku bunga. Resistance utama 0.9082, support 0.9039	↓	0.9039	0.9082
 <b>AUDUSD</b>	<b>AUDUSD</b> – Harga naik setelah USD turun pada hari Senin untuk hari keempat berturut-turut karena data pasar tenaga kerja baru-baru ini dan komentar dari pejabat Federal Reserve mendukung harapan penurunan suku bunga. Fokus ke pertemuan kebijakan moneter Reserve Bank of Australia (RBA) yang diperkirakan akan mempertahankan suku bunganya tidak berubah di 4,35%. Resistance 0.6639, support 0.6605	↑	0.6605	0.6639

### ECONOMIC INDICATORS

DATE	WIB	CT Y	INDICATORS	PER	ACTUAL	FORECAST	PREV.	REV.
06-May - 17-May	N/A	EZ	EU Commission Economic Forecasts					
<b>Mon/06-May-24</b>	All	JP	<b>Bank Holiday (Children's Day)</b>					
	07:30	HK	S&P Global Hong Kong PMI	Apr	50.6	--	50.9	--
	08:30	AU	Melbourne Institute Inflation YoY	Apr		--	3.8%	--
	08:30	AU	Melbourne Institute Inflation MoM	Apr	0.1%	--	0.1%	--
	08:45	CN	Caixin China PMI Composite	Apr	52.8	--	52.7	--
	08:45	CN	Caixin China PMI Services	Apr	52.5	52.5	52.7	--
	14:55	DE	HCOB Germany Services PMI	Apr F	53.2	53.3	50.1	--
	14:55	DE	HCOB Germany Composite PMI	Apr F	50.6	50.5	47.7	--
	All	GB	<b>Bank Holiday (Early May Bank Holiday)</b>					
	15:00	EZ	HCOB Eurozone Services PMI	Apr F	53.3	52.9	51.5	--
	15:00	EZ	HCOB Eurozone Composite PMI	Apr F	51.7	51.4	50.3	--
	15:30	EZ	Sentix Investor Confidence	May	-3.6%	-4.8%	-5.9	--
	16:00	EZ	PPI MoM	Mar	-0.4%	-0.4%	-1%	-1.1%
	16:00	EZ	PPI YoY	Mar	-7.8%	-7.7%	-8.3%	-8.5%
	18:15	EZ	ECB's Villeroy Speaks at BIS Innovation Summit					
	18:30	EZ	ECB's Nagel, Panetta, RBI's Das Speak at BIS Innovation Summit					
	23:50	US	Fed's Barkin Speaks on Economic Outlook					
<b>Tue/07-May-24</b>	00:00	US	Fed's Williams Participates in Fireside Chat					
	01:00	US	Senior Loan Officer Opinion Survey on Bank Lending Practices					
	07:30	JP	Jibun Bank Japan PMI Composite	Apr F		--	52.6	--
	07:30	JP	Jibun Bank Japan PMI Services	Apr F		--	54.6	--
	08:30	AU	Retail Sales Ex Inflation QoQ	1Q		-0.3%	0.3%	--
	11:30	AU	RBA Cash Rate Target	7-May		4.35%	4.35%	--
	11:30	AU	RBA-Statement on Monetary Policy					
	12:45	CH	Unemployment Rate	Apr		--	2.4%	--
	12:45	CH	Unemployment Rate SA	Apr		--	2.3%	--
	13:00	DE	Factory Orders MoM	Mar		-0.2%	0.2%	--
	13:00	DE	Factory Orders WDA YoY	Mar		-1.3%	-10.6%	--
	13:00	DE	Trade Balance SA	Mar		--	21.4b	--
	13:00	DE	Exports SA MoM	Mar		--	-2%	--
	13:00	DE	Imports SA MoM	Mar		--	3.2%	--
	14:30	DE	HCOB Germany Construction PMI	Apr		--	38.3	--
	15:30	GB	S&P Global UK Construction PMI	Apr		--	50.2	--
	16:00	EZ	Retail Sales MoM	Mar		--	-0.5%	--
	16:00	EZ	Retail Sales YoY	Mar		--	-0.7%	--
	20:00	EZ	ECB's De Cos, MAS's Chia, HKMA's Yue Speak at BIS Summit					
	21:00	CA	Ivey Purchasing Managers Index SA	Apr		--	57.5	--
	22:30	US	Fed's Kashkari Participates in Fireside Chat					
<b>Wed/08-May-24</b>	02:00	US	Consumer Credit	Mar		\$16.500b	\$14.125b	--
	13:00	DE	Industrial Production SA MoM	Mar		-1%	2.1%	--
	13:00	DE	Industrial Production WDA YoY	Mar		-3.6%	-4.9%	--
	19:00	EZ	ECB's Wunsch Speaks in Frankfurt					
	21:00	US	Wholesale Trade Sales MoM	Mar		--	2.3%	--
	21:00	US	Wholesale Inventories MoM	Mar F		-0.4%	-0.4%	--
	21:30	US	DOE U.S. Crude Oil Inventories	3-May		--	7265k	--
	21:30	US	DOE Cushing OK Crude Inventory	3-May		--	1089k	--
	21:30	US	DOE U.S. Gasoline Inventories	3-May		--	344k	--
	21:30	US	DOE U.S. Distillate Inventory	3-May		--	-732k	--
	21:30	US	DOE U.S. Refinery Utilization	3-May		--	-1%	--
	22:00	US	Fed's Jefferson Speaks About Careers in Economics					
	22:45	US	Fed's Collins Speaks to MIT Students					
<b>Thu/09-May-24</b>	N/A	CN	Exports YoY	Apr		3%	-7.5%	--
	N/A	CN	Imports YoY	Apr		4%	-1.9%	--
	N/A	CN	Trade Balance	Apr		\$81.35b	\$58.55b	--
	N/A	CN	Exports YoY CNY	Apr		--	-3.8%	--
	N/A	CN	Imports YoY CNY	Apr		--	2%	--
	N/A	CN	Trade Balance CNY	Apr		--	415.86b	--
	00:30	US	Fed's Cook Speaks on Financial Stability					
	06:01	GB	S&P Global, KPMG and REC UK Report on Jobs					
	06:50	JP	BOJ Summary of Opinions (April MPM)					
	12:00	JP	Leading Index CI	Mar P		111.1	111.8	--
	12:00	JP	Coincident Index	Mar P		114	111.6	--

	All	CH	<b>Bank Holiday (Ascension Day)</b>					
	18:00	GB	Bank of England Bank Rate	9-May		5.25%	5.25%	--
	18:30	GB	BOE Governor Press Conference					
	19:15	EZ	ECB's Cipollone Speaks					
	19:15	EZ	ECB's Guindos Speaks					
	19:30	US	Initial Jobless Claims	4-May		--	208k	--
	19:30	US	Continuing Claims	27-Apr		--	1774k	--
	20:00	GB	BOE decision maker panel survey					
	21:00	CA	Bank of Canada releases Financial System Review					
	23:15	GB	BOE Chief Economist Huw Pill Q&A					
<b>Fri/10-May-24</b>	05:30	NZ	BusinessNZ Manufacturing PMI	Apr		--	47.1	--
	06:50	JP	BoP Current Account Balance	Mar		¥3440.7b	¥2644.2b	--
	06:50	JP	BoP Current Account Adjusted	Mar		¥2044.2b	¥1368.6b	--
	06:50	JP	Trade Balance BoP Basis	Mar		¥523.0b	-¥280.9b	--
	12:00	JP	Eco Watchers Survey Current SA	Apr		50.3	49.8	--
	12:00	JP	Eco Watchers Survey Outlook SA	Apr		51.6	51.2	--
	13:00	GB	GDP QoQ	1Q P		0.4%	-0.3%	--
	13:00	GB	GDP YoY	1Q P		0.0%	-0.2%	--
	13:00	GB	Exports QoQ	1Q P		--	-0.8%	--
	13:00	GB	Imports QoQ	1Q P		--	-0.3%	--
	13:00	GB	Monthly GDP (MoM)	Mar		--	0.1%	--
	13:00	GB	Industrial Production MoM	Mar		--	1.1%	--
	13:00	GB	Industrial Production YoY	Mar		--	1.4%	--
	13:00	GB	Manufacturing Production MoM	Mar		--	1.2%	--
	13:00	GB	Manufacturing Production YoY	Mar		--	2.7%	--
	13:00	GB	Construction Output MoM	Mar		--	-1.9%	--
	13:00	GB	Construction Output YoY	Mar		--	-2%	--
	13:00	GB	Index of Services MoM	Mar		--	0.1%	--
	13:00	GB	Index of Services 3M/3M	Mar		--	0.2%	--
	13:00	GB	Visible Trade Balance GBP/Mn	Mar		--	£14212m	--
	13:00	GB	Trade Balance GBP/Mn	Mar		--	-£2291m	--
	13:00	GB	Visible Trade Balance Ex Precious Metals	Mar		--	£15308m	--
	13:00	GB	Trade Balance Ex Precious Metals	Mar		--	-£3387m	--
	14:00	EZ	ECB's Cipollone Speaks					
	18:15	GB	BOE's Huw Pill speaks					
	18:30	EZ	ECB Publishes Account of April Policy Meeting					
	19:30	CA	Net Change in Employment	Apr		17.5k	-2.2k	--
	19:30	CA	Part Time Employment Change	Apr		--	-1.6k	--
	19:30	CA	Full Time Employment Change	Apr		--	-0.7k	--
	19:30	CA	Unemployment Rate	Apr		6.2%	6.1%	--
	19:30	CA	Hourly Wage Rate Permanent Employees YoY	Apr		--	5%	--
	19:30	CA	Participation Rate	Apr		--	65.3%	--
	20:00	US	Fed's Bowman Speaks on Financial Stability Risks					
	21:00	US	U. of Mich. Sentiment	May P		77	77.2	--
	21:00	US	U. of Mich. Current Conditions	May P		--	79	--
	21:00	US	U. of Mich. Expectations	May P		--	76	--
	21:00	US	U. of Mich. 1 Yr Inflation	May P		--	3.2%	--
	21:00	US	U. of Mich. 5-10 Yr Inflation	May P		--	3%	--
	23:45	US	Fed's Goolsbee Speaks in Moderated Q&A					
<b>Sat/11-May-24</b>	00:00	US	Baker Hughes U.S. Rig Count	10-May		--	--	--
	00:30	US	Fed's Barr Gives Commencement Speech					
	01:00	US	Monthly Budget Statement	Apr		--	-\$236.5b	--
	08:30	CN	PPI YoY	Apr		-2.3%	-2.8%	--
	08:30	CN	CPI YoY	Apr		0.1%	0.1%	--

### OIL WTI – CL-JUN/USD

(Exp. 17 May 2024)



DATE	OPEN	HIGH	LOW	RANGE	CLOSE	CHANGE	PREVIOUS
May 06	78.11	79.08	77.92	1.16	78.67	↑ 0.70	77.97

WEEKLY		MAY		2024	
HIGH	LOW	HIGH	LOW	HIGH	LOW
79.08 (06/May)	77.92 (06/May)	81.56 (01/May)	77.92 (06/May)	87.63 (12/Apr)	69.30 (03/Jan)

### GOLD (XAU/USD)



DATE	OPEN	HIGH	LOW	RANGE	CLOSE	CHANGE	PREVIOUS
May 06	2301.85	2331.96	2291.67	40.29	2323.77	↑ 22.73	2301.04

WEEKLY		MAY		2024	
HIGH	LOW	HIGH	LOW	HIGH	LOW
2331.96 (06/May)	2291.67 (06/May)	2331.96 (06/May)	2277.20 (03/May)	2431.35 (12/Apr)	1989.97 (13/Feb)

### SILVER – XAG/USD



RESISTANCE	28.846	
	28.158	
	27.789	
SUPPORT	26.732	
	26.044	
	25.675	
SUGGESTION	BUY	27.25
	SELL	---
	S/L	26.70
	T/P:	27.80 28.15

DATE	OPEN	HIGH	LOW	RANGE	CLOSE	CHANGE	PREVIOUS
May 06	26.604	27.469	26.412	1.057	27.421	↑ 0.939	26.482

WEEKLY		MAY		2024	
HIGH	LOW	HIGH	LOW	HIGH	LOW
27.469 (06/May)	26.412 (06/May)	27.469 (06/May)	26.001 (02/May)	29.773 (12/Apr)	21.903 (22/Jan)

### EUR/USD

Interest Rate: 4.50% (EU) / 5.25% - 5.50% (US)



RESISTANCE	1.08229	
	1.08064	
	1.07873	
SUPPORT	1.07517	
	1.07352	
	1.07161	
SUGGESTION	BUY	1.0765
	SELL	---
	S/L	1.0735
	T/P:	1.0815 1.0835

DATE	OPEN	HIGH	LOW	RANGE	CLOSE	CHANGE	PREVIOUS
May 06	1.07616	1.07900	1.07544	35,6	1.07681	↑ 4,4	1.07637

WEEKLY		MAY		2024	
HIGH	LOW	HIGH	LOW	LOW	HIGH
1.07900 (06/May)	1.07544 (06/May)	1.08114 (03/May)	1.06487 (01/May)	1.10438 (02/Jan)	1.06003 (16/Apr)

All price & chart based on Valbury MT4 Platform



### USDJPY

Interest Rate: 5.25% - 5.50% (US) / 0.00% (JP)



RESISTANCE	155.083	
	154.542	
	154.195	
SUPPORT	153.307	
	152.766	
	152.419	
SUGGESTION	BUY	153.75
	SELL	---
	S/L	153.30
	T/P:	154.20 154.55

DATE	OPEN	HIGH	LOW	RANGE	CLOSE	CHANGE	PREVIOUS
May 06	153.225	154.001	153.113	88,8	153.848	↑ 96,4	152.884

WEEKLY		MAY		2024	
HIGH	LOW	HIGH	LOW	HIGH	LOW
154.001 (06/May)	153.113 (06/May)	157.980 (01/May)	151.855 (03/May)	160.194 (29/Apr)	140.806 (02/Jan)

### GBP/USD

Interest Rate: 5.25% (GB) / 5.25% - 5.50% (US)



RESISTANCE	1.26463	
	1.26198	
	1.25903	
SUPPORT	1.25343	
	1.25078	
	1.24783	
SUGGESTION	BUY	1.2555
	SELL	---
	S/L	1.2515
	T/P:	1.2610 1.2635

DATE	OPEN	HIGH	LOW	RANGE	CLOSE	CHANGE	PREVIOUS
May 06	1.25479	1.25932	1.25372	56,0	1.25609	↑ 13,2	1.25477

WEEKLY		MAY		2024	
HIGH	LOW	HIGH	LOW	HIGH	LOW
1.25932 (06/May)	1.25372 (06/May)	1.26335 (03/May)	1.24651 (01/May)	1.28926 (08/Mar)	1.22985 (22/Apr)

All price & chart based on Valbury MT4 Platform

### USD/CHF

Interest Rate: 5.25% - 5.50% (US) / 1.50% (CH)



RESISTANCE	0.91001	
	0.90827	
	0.90698	
SUPPORT	0.90395	
	0.90221	
	0.90092	
SUGGESTION	BUY	---
	SELL	0.9060
	S/L	0.9085
	T/P:	0.9015 0.9000

DATE	OPEN	HIGH	LOW	RANGE	CLOSE	CHANGE	PREVIOUS
May 06	0.90529	0.90652	0.90349	30,3	0.90570	↑ 7,7	0.90493

WEEKLY		MAY		2024	
HIGH	LOW	HIGH	LOW	HIGH	LOW
0.90652 (06/May)	0.90349 (06/May)	0.92232 (01/May)	0.90052 (03/May)	0.92232 (01/May)	0.84012 (02/Jan)

### AUD/USD

Interest Rate: 4.35% (AU) / 5.25% - 5.50% (US)



RESISTANCE	0.66722	
	0.66548	
	0.66390	
SUPPORT	0.66058	
	0.65884	
	0.65726	
SUGGESTION	BUY	0.6620
	SELL	---
	S/L	0.6605
	T/P:	0.6640 0.6655

DATE	OPEN	HIGH	LOW	RANGE	CLOSE	CHANGE	PREVIOUS
May 06	0.66130	0.66374	0.66042	33,2	0.66232	↑ 11,7	0.66115

WEEKLY		MAY		2024	
HIGH	LOW	HIGH	LOW	HIGH	LOW
0.66374 (06/May)	0.66042 (06/May)	0.66485 (03/May)	0.64643 (01/May)	0.68381 (02/Jan)	0.63612 (19/Apr)

All price & chart based on Valbury MT4 Platform

### NZD/USD

Interest Rate: 5.50% (NZ) / 5.25% - 5.50% (US)



RESISTANCE	0.60640	
	0.60474	
	0.60275	
SUPPORT	0.59910	
	0.59744	
	0.59545	
SUGGESTION	BUY	0.6005
	SELL	---
	S/L	0.5990
	T/P:	0.6025 0.6040

DATE	OPEN	HIGH	LOW	RANGE	CLOSE	CHANGE	PREVIOUS
May 06	0.60100	0.60308	0.59943	36,5	0.60076	↑ 5,1	0.60127

WEEKLY		MAY		2024	
HIGH	LOW	HIGH	LOW	HIGH	LOW
0.60308 (06/May)	0.59943 (06/May)	0.60476 (03/May)	0.58733 (01/May)	0.63216 (02/Jan)	0.58512 (19/Apr)

### USD/CAD

Interest Rate: 5.25% - 5.50% (US) / 5.00% (CA)



RESISTANCE	1.37405	
	1.37183	
	1.36911	
SUPPORT	1.36417	
	1.36195	
	1.35923	
SUGGESTION	BUY	---
	SELL	1.3665
	S/L	1.3690
	T/P:	1.3640 1.3620

DATE	OPEN	HIGH	LOW	RANGE	CLOSE	CHANGE	PREVIOUS
May 06	1.36808	1.36962	1.36468	49,4	1.36638	↓ 14,9	1.36787

WEEKLY		MAY		2024	
HIGH	LOW	HIGH	LOW	HIGH	LOW
1.36962 (06/May)	1.36468 (06/May)	1.37821 (01/May)	1.36084 (03/May)	1.38450 (16/Apr)	1.32277 (02/Jan)

All price & chart based on Valbury MT4 Platform



### EURJPY

Interest Rate: 4.50% (EU) / 0.00% (JP)

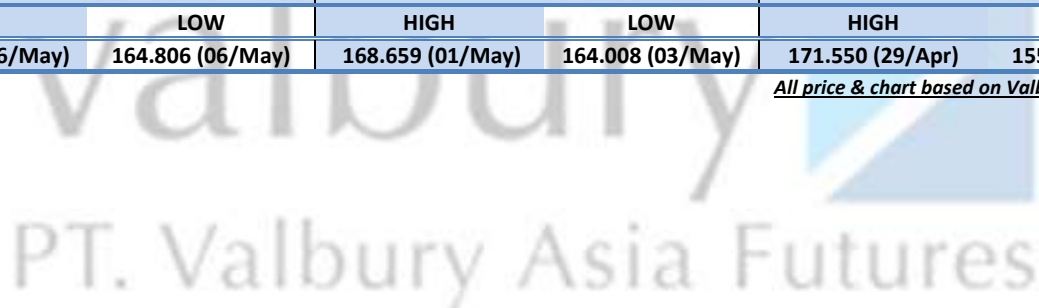


<b>RESISTANCE</b>	167.359	
	166.670	
	166.185	
<b>SUPPORT</b>	165.011	
	164.322	
	163.837	
<b>SUGGESTION</b>	<b>BUY</b>	165.60
	<b>SELL</b>	---
	<b>S/L</b>	165.00
	<b>T/P:</b>	166.20 166.65

DATE	OPEN	HIGH	LOW	RANGE	CLOSE	CHANGE	PREVIOUS
May 06	164.898	165.980	164.806	117,4	165.701	↑ 112,1	164.580

WEEKLY		MAY		2024	
HIGH	LOW	HIGH	LOW	HIGH	LOW
165.980 (06/May)	164.806 (06/May)	168.659 (01/May)	164.008 (03/May)	171.550 (29/Apr)	155.060 (02/Jan)

*All price & chart based on Valbury MT4 Platform*



## Disclaimer

All contents of this report have been prepared by the Research Dept. of Valbury Asia Futures and are provided solely for informational purpose. We have taken reasonable measures to ensure the accuracy of the report, however, do not guarantee its accuracy and will not accept liability for any consequential loss or damage which may arise directly or indirectly from any use of the report.

Published by RESEARCH DEPARTMENT – PT VALBURY ASIA FUTURES  
Menara Karya 9th Floor, Jl. HR Rasuna Said Blok X-5 Kav. 1-2 Jakarta 12950 Indonesia  
Phone : +6221-25533777, Email: research@valbury.com