








Daily Outlook

GLOBAL MARKETS & ECONOMIES | WEEKLY ECONOMIC INDICATORS | CURRENCIES | PRECIOUS METAL | O I L |

“USD Turun Setelah Data Nonfarm Payrolls AS Lebih Lemah Dari Perkiraan”

Counter	News	Trend	Support	Resistance
 CLc1 (WTI)	OIL – Harga minyak ditutup lebih rendah pada hari Jumat dan membukukan penurunan mingguan paling tajam dalam tiga bulan terakhir karena para investor mempertimbangkan lemahnya data pekerjaan AS dan kemungkinan waktu pemangkasan suku bunga Federal Reserve. Resistance 79.07, support 77.41	↓	77.41	79.07
 XAUUSD	XAUUSD – Harga emas stabil di sekitar \$2.300 per ons pada hari Jumat setelah jatuh ke level terendah dalam satu bulan di \$2.282 di awal sesi karena investor mengambil keuntungan dari penilaian yang lebih tinggi dan membukukan keuntungan meskipun data tenaga kerja di AS lebih lemah dari perkiraan. Resistance 2321.85, support 2278.71	↓	2278.71	2321.85
 EURUSD	EURUSD – Harga naik karena melemahnya USD terhadap Yen Jepang setelah data menunjukkan pertumbuhan lapangan kerja AS melambat lebih dari perkiraan pada bulan April dan kenaikan upah tahunan menurun, meningkatkan spekulasi bahwa Federal Reserve akan memangkas suku bunga dua kali tahun ini. Resistance utama di 1.0808, support di 1.0720	↑	1.0720	1.0808
 USDJPY	USDJPY – USD jatuh ke level terendah dalam tiga minggu terhadap yen pada hari Jumat setelah data menunjukkan pertumbuhan lapangan kerja AS melambat lebih dari perkiraan pada bulan April dan kenaikan upah tahunan menurun, meningkatkan spekulasi bahwa Federal Reserve akan menurunkan suku bunga dua kali pada tahun ini. Resistance 153.74, support 151.94	↓	151.94	153.74
 GBPUSD	GBPUSD – Harga naik karena melemahnya USD terhadap Yen Jepang setelah data menunjukkan pertumbuhan lapangan kerja AS melambat lebih dari perkiraan pada bulan April dan kenaikan upah tahunan menurun, meningkatkan spekulasi bahwa Federal Reserve akan memangkas suku bunga dua kali tahun ini. Resistance utama 1.2611, support 1.2506	↑	1.2506	1.2611
 USDCHF	USDCHF – Harga turun karena melemahnya USD terhadap Yen Jepang setelah data menunjukkan pertumbuhan lapangan kerja AS melambat lebih dari perkiraan pada bulan April dan kenaikan upah tahunan menurun, meningkatkan spekulasi bahwa Federal Reserve akan memangkas suku bunga dua kali tahun ini. Resistance utama 0.9100, support 0.9001	↓	0.9001	0.9100
 AUDUSD	AUDUSD – Harga naik karena USD turun pada hari Jumat setelah data menunjukkan pertumbuhan lapangan kerja AS melambat lebih dari perkiraan pada bulan April dan kenaikan upah tahunan menurun, meningkatkan spekulasi bahwa Federal Reserve akan menurunkan suku bunga dua kali pada tahun ini. Fokus minggu ini ke pertemuan kebijakan moneter Reserve Bank of Australia (RBA). Resistance 0.6652, support 0.6567	↑	0.6567	0.6652

ECONOMIC INDICATORS

DATE	WIB	CT Y	INDICATORS	PER	ACTUAL	FORECAST	PREV.	REV.
Mon/29-Apr-24	ALL	JP	Bank Holiday (Showa Day)					
	16:00	EZ	Consumer Confidence	Apr F	-14.7	-14.7	-14.9	--
	16:00	EZ	Services Confidence	Apr	6	6.5	6.3	6.4
	16:00	EZ	Industrial Confidence	Apr	-10.5	-8.5	-8.8	-8.9
	16:00	EZ	Economic Confidence	Apr	95.6	96.9	96.3	96.2
	19:00	DE	CPI YoY	Apr P	2.2%	2.3%	2.2%	--
	19:00	DE	CPI MoM	Apr P	0.5%	0.6%	0.4%	--
	19:00	DE	CPI EU Harmonized MoM	Apr P	0.6%	0.6%	0.6%	--
	19:00	DE	CPI EU Harmonized YoY	Apr P	2.4%	2.3%	2.3%	--
Tue/30-Apr-24	06:30	JP	Jobless Rate	Mar	2.6%	2.5%	2.6%	--
	06:50	JP	Retail Sales YoY	Mar	1.2%	2.5%	4.6%	4.7%
	06:50	JP	Retail Sales MoM	Mar	1.6%	-0.2%	1.5%	-3.0%
	06:50	JP	Industrial Production MoM	Mar P	-3.2%	0.6%	-0.6%	2.9%
	06:50	JP	Industrial Production YoY	Mar P	-6.7%	-6.6%	-3.9%	--
	08:00	NZ	ANZ Business Confidence	Apr	14.9	--	22.9	--
	08:30	AU	Retail Sales MoM	Mar	-0.4%	0.2%	0.3%	0.2%
	08:30	CN	Composite PMI	Apr	51.7	--	52.7	--
	08:30	CN	Manufacturing PMI	Apr	50.4	50.3	50.8	--
	08:30	CN	Non-manufacturing PMI	Apr	51.2	52.2	53	--
	08:45	CN	Caixin China PMI Mfg	Apr	51.4	51	51.1	--
	12:00	JP	Housing Starts YoY	Mar	-12.8%	-7.6%	-8.2%	--
	12:00	JP	Annualized Housing Starts	Mar		0.801m	0.795m	--
	14:00	CH	KOF Leading Indicator	Apr	101.8	102.1	101.5	100.4
	14:55	DE	Unemployment Change (000's)	Apr	10k	7k	4k	--
	14:55	DE	Unemployment Claims Rate SA	Apr	5.9%	5.9%	5.9%	--
	15:00	DE	GDP SA QoQ	1Q P	0.2%	0.1%	-0.3%	-0.5%
	15:00	DE	GDP NSA YoY	1Q P	--	--	-0.4%	--
	15:00	DE	GDP WDA YoY	1Q P	-0.2%	-0.2%	-0.2%	--
	15:30	GB	Net Consumer Credit	Mar	1.577b	--	1.4b	1.429b
	15:30	GB	Consumer Credit YoY	Mar		--	8.7%	--
	16:00	EZ	CPI Estimate YoY	Apr	2.4%	2.4%	2.4%	--
	16:00	EZ	CPI MoM	Apr P	0.6%	0.6%	0.8%	--
	16:00	EZ	CPI Core YoY	Apr P	2.7%	2.6%	2.9%	--
	16:00	EZ	GDP SA QoQ	1Q A	0.3%	0.1%	0.0%	--
	16:00	EZ	GDP SA YoY	1Q A	0.4%	0.2%	0.1%	--
	18:00	GB	BOE Releases APF quarterly report					
	19:30	CA	GDP YoY	Feb		1.1%	0.9%	--
	19:30	CA	GDP MoM	Feb	0.2%	0.3%	0.6%	0.5%
	19:30	US	Employment Cost Index	1Q	1.2%	1%	0.9%	--
	20:00	US	FHFA House Price Index MoM	Feb	1.2%	0.1%	-0.1%	--
	20:00	US	S&P CoreLogic CS 20-City MoM SA	Feb	0.9%	0.1%	0.14%	-0.1%
20:00	US	S&P CoreLogic CS US HPI YoY NSA	Feb		--	6.03%	--	
20:00	US	S&P CoreLogic CS 20-City YoY NSA	Feb	7.3%	6.7%	6.59%	--	
21:00	US	Conf. Board Consumer Confidence	Apr	97.0	104.0	104.7	103.1	
21:00	US	Conf. Board Present Situation	Apr		--	151	--	
21:00	US	Conf. Board Expectations	Apr		--	73.8	--	
21:00	US	FOMC Begins Two-Day Meeting						
Wed/01-May-24	05:45	NZ	Unemployment Rate	1Q	4.3%	4.3%	4%	--
	05:45	NZ	Employment Change QoQ	1Q	-0.2%	0.3%	0.4%	--
	05:45	NZ	Employment Change YoY	1Q		1.6%	2.4%	--
	05:45	NZ	Average Hourly Earnings QoQ	1Q		--	0.5%	--
	All	CN	Bank Holiday (Labor Day)					
	All	HK	Bank Holiday (Labor Day)					
	06:00	AU	Judo Bank Australia PMI Mfg	Apr F	49.6	49.9	47.3	--
	07:30	JP	Jibun Bank Japan PMI Mfg	Apr F	49.6	49.9	48.2	--
	15:30	GB	S&P Global UK Manufacturing PMI	Apr F	49.1	48.7	50.3	--
	All	DE	Bank Holiday (Labor Day)					
	All	CH	Bank Holiday (Labor Day)					
	19:15	US	ADP Employment Change	Apr	192k	175k	184k	208k
	20:30	CA	S&P Global Canada Manufacturing PMI	Apr	49.4	50.2	49.8	--
	20:45	US	S&P Global US Manufacturing PMI	Apr F	50	49.9	49.9	--
	21:00	US	Construction Spending MoM	Mar	-0.2%	0.3%	0.0%	--
	21:00	US	JOLTS Job Openings	Mar	8488k	8680k	8756k	8813k
	21:00	US	ISM Manufacturing	Apr	48.6	48.2	47.4	--
21:00	US	ISM Prices Paid	Apr	60.9	55	55.8	--	
21:00	US	ISM New Orders	Apr	49.1	51	51.4	--	
21:00	US	ISM Employment	Apr	48.6	48.2	47.4	--	

	21:30	US	DOE U.S. Crude Oil Inventories	26-Apr	7265k	-2300k	-6368k	--
	21:30	US	DOE Cushing OK Crude Inventory	26-Apr	1089k	--	-659k	--
	21:30	US	DOE U.S. Gasoline Inventories	26-Apr	344k	--	-634k	--
	21:30	US	DOE U.S. Distillate Inventory	26-Apr	-732k	--	1614k	--
	21:30	US	DOE U.S. Refinery Utilization	26-Apr	-1%	--	0.4%	--
Thu/02-May-24	01:00	US	FOMC Rate Decision (Upper Bound)	1-May	5.50%	5.50%	5.50%	--
	01:00	US	FOMC Rate Decision (Lower Bound)	1-May	5.25%	5.25%	5.25%	--
	01:00	US	Interest on Reserve Balances Rate	2-May		--	5.40%	--
	01:00	US	FOMC Ends Two-Day Meeting					
	01:30	US	Fed Chair Powell Holds Post-Meeting Press Conference					
	All	CN	Bank Holiday (Labor Day)					
	06:50	JP	BOJ Minutes of March Meeting					
	08:30	AU	Imports MoM	Mar	4.2%	--	4.8%	4.5%
	08:30	AU	Trade Balance	Mar	A\$5024m	A\$7300m	A\$7280m	A\$6591m
	08:30	AU	Exports MoM	Mar	0.1%	--	-2.2%	-3.2%
	12:00	JP	Consumer Confidence Index	Apr	38.3	39.7	39.5	--
	13:30	CH	CPI YoY	Apr	1.4%	1.1%	1%	--
	13:30	CH	CPI MoM	Apr	0.3%	0.1%	0.0%	--
	13:30	CH	CPI EU Harmonized MoM	Apr		--	-0.1%	--
	13:30	CH	CPI EU Harmonized YoY	Apr		--	1.1%	--
	13:30	CH	CPI Core YoY	Apr		--	1%	--
	13:30	CH	Retail Sales Real YoY	Mar	-0.1%	0.2%	-0.2%	--
	14:30	CH	PMI Manufacturing	Apr	41.4	45.5	45.2	--
	14:30	CH	PMI Services	Apr		--	47.6	--
	14:55	DE	HCOB Germany Manufacturing PMI	Apr F	42.5	42.2	41.9	--
	15:00	EZ	HCOB Eurozone Manufacturing PMI	Apr F	45.7	45.6	46.1	--
	15:30	HK	GDP SA QoQ	1Q A	2.3%	0.9%	0.4%	--
	15:30	HK	GDP YoY	1Q A	2.7%	0.9%	4.3%	--
	16:00	EZ	OECD Publishes Economic Outlook					
	19:30	US	Trade Balance	Mar	-\$69.4b	-\$69.1b	-\$68.9b	-\$69.5b
	19:30	US	Nonfarm Productivity	1Q P	0.3%	0.8%	3.2%	3.5%
	19:30	US	Unit Labor Costs	1Q P	4.7%	3.3%	0.0%	--
	19:30	US	Initial Jobless Claims	27-Apr	208k	212k	207k	208k
	19:30	US	Continuing Claims	20-Apr	1774k	1800k	1781k	1774k
	21:00	US	Factory Orders	Mar	1.6%	1.6%	1.4%	1.2%
	21:00	US	Factory Orders Ex Trans	Mar	0.5%	--	1.1%	--
	21:00	US	Durable Goods Orders	Mar F	2.3%	--	2.3%	--
	21:00	US	Durables Ex Transportation	Mar F	0.2%	--	0.3%	--
	21:00	US	Cap Goods Orders Nondef Ex Air	Mar F		--	0.2%	--
	21:00	US	Cap Goods Ship Nondef Ex Air	Mar F		--	0.2%	--
Fri/03-May-24	06:00	AU	Judo Bank Australia PMI Composite	Apr F	53	--	53.3	--
	06:00	AU	Judo Bank Australia PMI Services	Apr F	53.6	54.2	54.4	--
	All	CN	Bank Holiday (Labor Day)					
	All	JP	Bank Holiday Contitution Day))					
	15:30	HK	Retail Sales Volume YoY	Mar	-8.6%	--	0.5%	--
	15:30	HK	Retail Sales Value YoY	Mar	-7%	--	1.9%	--
	15:30	GB	Official Reserves Changes	Apr		--	\$2310m	--
	15:30	GB	S&P Global UK Services PMI	Apr F	55	54.9	53.1	--
	15:30	GB	S&P Global UK Composite PMI	Apr F	54.1	54	52.8	--
	16:00	EZ	Unemployment Rate	Mar	6.5%	6.5%	6.5%	--
	19:30	US	Two-Month Payroll Net Revision	Apr		--	22k	--
	19:30	US	Change in Nonfarm Payrolls	Apr	175k	243k	303k	315k
	19:30	US	Change in Private Payrolls	Apr	167k	190k	232k	243k
	19:30	US	Change in Manufact. Payrolls	Apr	8k	5k	0k	-4k
	19:30	US	Unemployment Rate	Apr	3.9%	3.8%	3.8%	--
	19:30	US	Average Hourly Earnings MoM	Apr	0.2%	0.3%	0.3%	--
	19:30	US	Average Hourly Earnings YoY	Apr	3.9%	4%	4.1%	--
	19:30	US	Average Weekly Hours All Employees	Apr	34.3	34.4	34.4	--
	19:30	US	Labor Force Participation Rate	Apr	62.7%	62.7%	62.7%	--
	19:30	US	Underemployment Rate	Apr	7.4%	--	7.3%	--
	20:30	CA	S&P Global Canada Composite PMI	Apr		--	47	--
	20:30	CA	S&P Global Canada Services PMI	Apr		--	46.4	--
	20:45	US	S&P Global US Services PMI	Apr F	51.3	50.9	51.7	--
	20:45	US	S&P Global US Composite PMI	Apr F	51.3	50.9	52.1	--
	21:00	US	ISM Services Index	Apr	49.4	52	51.4	--
	21:00	US	ISM Services Prices Paid	Apr	59.2	55	53.4	--
	21:00	US	ISM Services Employment	Apr	45.9	49	48.5	--
	21:00	US	ISM Services New Orders	Apr	52.2	54.5	54.4	--
Sat/04-May-24	00:00	US	Baker Hughes U.S. Rig Count	3-May	605	--	613	--
	06:45	US	Fed's Goolsbee Participates in Panel Discussion					

DATE	WIB	CT Y	INDICATORS	PER	ACTUAL	FORECAST	PREV.	REV.
06-May - 17-May	N/A	EZ	EU Commission Economic Forecasts					
Mon/06-May-24	All	JP	Bank Holiday (Children's Day)					
	07:30	HK	S&P Global Hong Kong PMI	Apr	--		50.9	--
	08:00	AU	Melbourne Institute Inflation YoY	Apr	--		3.8%	--
	08:00	AU	Melbourne Institute Inflation MoM	Apr	--		0.1%	--
	08:45	CN	Caixin China PMI Composite	Apr	--		52.7	--
	08:45	CN	Caixin China PMI Services	Apr		52.5	52.7	--
	14:55	DE	HCOB Germany Services PMI	Apr F	--		53.3	--
	14:55	DE	HCOB Germany Composite PMI	Apr F	--		50.5	--
	All	GB	Bank Holiday (Early May Bank Holiday)					
	15:00	EZ	HCOB Eurozone Services PMI	Apr F	--		52.9	--
	15:00	EZ	HCOB Eurozone Composite PMI	Apr F	--		51.4	--
	15:30	EZ	Sentix Investor Confidence	May	--		-5.9	--
	16:00	EZ	PPI MoM	Mar	--		-1%	--
	16:00	EZ	PPI YoY	Mar	--		-8.3%	--
	18:15	EZ	ECB's Villeroy Speaks at BIS Innovation Summit					
	18:30	EZ	ECB's Nagel, Panetta, RBI's Das Speak at BIS Innovation Summit					
	23:50	US	Fed's Barkin Speaks on Economic Outlook					
Tue/07-May-24	00:00	US	Fed's Williams Participates in Fireside Chat					
	01:00	US	Senior Loan Officer Opinion Survey on Bank Lending Practices					
	07:30	JP	Jibun Bank Japan PMI Composite	Apr F	--		52.6	--
	07:30	JP	Jibun Bank Japan PMI Services	Apr F	--		54.6	--
	08:30	AU	Retail Sales Ex Inflation QoQ	1Q		-0.3%	0.3%	--
	11:30	AU	RBA Cash Rate Target	7-May		4.35%	4.35%	--
	11:30	AU	RBA-Statement on Monetary Policy					
	12:45	CH	Unemployment Rate	Apr	--		2.4%	--
	12:45	CH	Unemployment Rate SA	Apr	--		2.3%	--
	13:00	DE	Factory Orders MoM	Mar		-0.2%	0.2%	--
	13:00	DE	Factory Orders WDA YoY	Mar		-1.3%	-10.6%	--
	13:00	DE	Trade Balance SA	Mar		--	21.4b	--
	13:00	DE	Exports SA MoM	Mar		--	-2%	--
	13:00	DE	Imports SA MoM	Mar		--	3.2%	--
	14:30	DE	HCOB Germany Construction PMI	Apr	--		38.3	--
	15:30	GB	S&P Global UK Construction PMI	Apr	--		50.2	--
	16:00	EZ	Retail Sales MoM	Mar	--		-0.5%	--
	16:00	EZ	Retail Sales YoY	Mar	--		-0.7%	--
	20:00	EZ	ECB's De Cos, MAS's Chia, HKMA's Yue Speak at BIS Summit					
	21:00	CA	Ivey Purchasing Managers Index SA	Apr		--	57.5	--
	22:30	US	Fed's Kashkari Participates in Fireside Chat					
Wed/08-May-24	02:00	US	Consumer Credit	Mar		\$16.500b	\$14.125b	--
	13:00	DE	Industrial Production SA MoM	Mar		-1%	2.1%	--
	13:00	DE	Industrial Production WDA YoY	Mar		-3.6%	-4.9%	--
	19:00	EZ	ECB's Wunsch Speaks in Frankfurt					
	21:00	US	Wholesale Trade Sales MoM	Mar		--	2.3%	--
	21:00	US	Wholesale Inventories MoM	Mar F		-0.4%	-0.4%	--
	21:30	US	DOE U.S. Crude Oil Inventories	3-May		--	7265k	--
	21:30	US	DOE Cushing OK Crude Inventory	3-May		--	1089k	--
	21:30	US	DOE U.S. Gasoline Inventories	3-May		--	344k	--
	21:30	US	DOE U.S. Distillate Inventory	3-May		--	-732k	--
	21:30	US	DOE U.S. Refinery Utilization	3-May		--	-1%	--
	22:00	US	Fed's Jefferson Speaks About Careers in Economics					
	22:45	US	Fed's Collins Speaks to MIT Students					
Thu/09-May-24	N/A	CN	Exports YoY	Apr		3%	-7.5%	--
	N/A	CN	Imports YoY	Apr		4%	-1.9%	--
	N/A	CN	Trade Balance	Apr		\$81.35b	\$58.55b	--
	N/A	CN	Exports YoY CNY	Apr		--	-3.8%	--
	N/A	CN	Imports YoY CNY	Apr		--	2%	--
	N/A	CN	Trade Balance CNY	Apr		--	415.86b	--
	00:30	US	Fed's Cook Speaks on Financial Stability					
	06:01	GB	S&P Global, KPMG and REC UK Report on Jobs					
	06:50	JP	BOJ Summary of Opinions (April MPM)					
	12:00	JP	Leading Index CI	Mar P		111.1	111.8	--
	12:00	JP	Coincident Index	Mar P		114	111.6	--
	All	CH	Bank Holiday (Ascension Day)					
	18:00	GB	Bank of England Bank Rate	9-May		5.25%	5.25%	--
	18:30	GB	BOE Governor Press Conference					

	19:15	EZ	ECB's Cipollone Speaks					
	19:15	EZ	ECB's Guindos Speaks					
	19:30	US	Initial Jobless Claims	4-May		--	208k	--
	19:30	US	Continuing Claims	27-Apr		--	1774k	--
	20:00	GB	BOE decision maker panel survey					
	21:00	CA	Bank of Canada releases Financial System Review					
	23:15	GB	BOE Chief Economist Huw Pill Q&A					
Fri/10-May-24	05:30	NZ	BusinessNZ Manufacturing PMI	Apr		--	47.1	--
	06:50	JP	BoP Current Account Balance	Mar		¥3440.7b	¥2644.2b	--
	06:50	JP	BoP Current Account Adjusted	Mar		¥2044.2b	¥1368.6b	--
	06:50	JP	Trade Balance BoP Basis	Mar		¥523.0b	-¥280.9b	--
	12:00	JP	Eco Watchers Survey Current SA	Apr		50.3	49.8	--
	12:00	JP	Eco Watchers Survey Outlook SA	Apr		51.6	51.2	--
	13:00	GB	GDP QoQ	1Q P		0.4%	-0.3%	--
	13:00	GB	GDP YoY	1Q P		0.0%	-0.2%	--
	13:00	GB	Exports QoQ	1Q P		--	-0.8%	--
	13:00	GB	Imports QoQ	1Q P		--	-0.3%	--
	13:00	GB	Monthly GDP (MoM)	Mar		--	0.1%	--
	13:00	GB	Industrial Production MoM	Mar		--	1.1%	--
	13:00	GB	Industrial Production YoY	Mar		--	1.4%	--
	13:00	GB	Manufacturing Production MoM	Mar		--	1.2%	--
	13:00	GB	Manufacturing Production YoY	Mar		--	2.7%	--
	13:00	GB	Construction Output MoM	Mar		--	-1.9%	--
	13:00	GB	Construction Output YoY	Mar		--	-2%	--
	13:00	GB	Index of Services MoM	Mar		--	0.1%	--
	13:00	GB	Index of Services 3M/3M	Mar		--	0.2%	--
	13:00	GB	Visible Trade Balance GBP/Mn	Mar		--	£14212m	--
	13:00	GB	Trade Balance GBP/Mn	Mar		--	-£2291m	--
	13:00	GB	Visible Trade Balance Ex Precious Metals	Mar		--	£15308m	--
	13:00	GB	Trade Balance Ex Precious Metals	Mar		--	-£3387m	--
	14:00	EZ	ECB's Cipollone Speaks					
	18:15	GB	BOE's Huw Pill speaks					
	18:30	EZ	ECB Publishes Account of April Policy Meeting					
	19:30	CA	Net Change in Employment	Apr		17.5k	-2.2k	--
	19:30	CA	Part Time Employment Change	Apr		--	-1.6k	--
	19:30	CA	Full Time Employment Change	Apr		--	-0.7k	--
	19:30	CA	Unemployment Rate	Apr		6.2%	6.1%	--
	19:30	CA	Hourly Wage Rate Permanent Employees YoY	Apr		--	5%	--
	19:30	CA	Participation Rate	Apr		--	65.3%	--
	20:00	US	Fed's Bowman Speaks on Financial Stability Risks					
	21:00	US	U. of Mich. Sentiment	May P		77	77.2	--
	21:00	US	U. of Mich. Current Conditions	May P		--	79	--
	21:00	US	U. of Mich. Expectations	May P		--	76	--
	21:00	US	U. of Mich. 1 Yr Inflation	May P		--	3.2%	--
	21:00	US	U. of Mich. 5-10 Yr Inflation	May P		--	3%	--
	23:45	US	Fed's Goolsbee Speaks in Moderated Q&A					
Sat/11-May-24	00:00	US	Baker Hughes U.S. Rig Count	10-May		--	--	--
	00:30	US	Fed's Barr Gives Commencement Speech					
	01:00	US	Monthly Budget Statement	Apr		--	-\$236.5b	--
	08:30	CN	PPI YoY	Apr		-2.3%	-2.8%	--
	08:30	CN	CPI YoY	Apr		0.1%	0.1%	--

OIL WTI – CL-JUN/USD

(Exp. 17 May 2024)



RESISTANCE	80.73	
	80.17	
	79.07	
SUPPORT	77.41	
	76.85	
	75.75	
SUGGESTION	BUY	---
	SELL	78.25
	S/L	79.10
	T/P:	77.40 76.85

DATE	OPEN	HIGH	LOW	RANGE	CLOSE	CHANGE	PREVIOUS
May 03	79.06	79.61	77.95	1.66	77.97	↓ 1.08	79.05

WEEKLY		MAY		2024	
HIGH	LOW	HIGH	LOW	HIGH	LOW
83.90 (29/Apr)	77.95 (03/May)	81.56 (01/May)	77.95 (03/May)	87.63 (12/Apr)	69.30 (03/Jan)

GOLD (XAU/USD)



RESISTANCE	2364.99	
	2342.67	
	2321.85	
SUPPORT	2278.71	
	2256.39	
	2235.57	
SUGGESTION	BUY	---
	SELL	2302.00
	S/L	2321.00
	T/P:	2278.00 2259.00

DATE	OPEN	HIGH	LOW	RANGE	CLOSE	CHANGE	PREVIOUS
May 03	2304.01	2320.34	2277.20	43.14	2301.04	↓ 2.42	2303.46

WEEKLY		MAY		2024	
HIGH	LOW	HIGH	LOW	HIGH	LOW
2346.66 (29/Apr)	2277.20 (03/May)	2328.23 (01/May)	2277.20 (03/May)	2431.35 (12/Apr)	1989.97 (13/Feb)

SILVER – XAG/USD



RESISTANCE	27.621	
	27.241	
	26.862	
SUPPORT	26.103	
	25.723	
	25.344	
SUGGESTION	BUY	---
	SELL	26.50
	S/L	26.85
	T/P:	26.10 25.75

DATE	OPEN	HIGH	LOW	RANGE	CLOSE	CHANGE	PREVIOUS
May 03	26.675	26.862	26.103	0.759	26.482	↓ 0.173	26.655

WEEKLY		MAY		2024	
HIGH	LOW	HIGH	LOW	HIGH	LOW
27.420 (29/Apr)	26.001 (02/May)	26.952 (01/May)	26.001 (02/May)	29.773 (12/Apr)	21.903 (22/Jan)

EUR/USD

Interest Rate: 4.50% (EU) / 5.25% - 5.50% (US)



RESISTANCE	1.08969	
	1.08542	
	1.08089	
SUPPORT	1.07209	
	1.06782	
	1.06329	
SUGGESTION	BUY	1.0750
	SELL	---
	S/L	1.0705
	T/P:	1.0820 1.0850

DATE	OPEN	HIGH	LOW	RANGE	CLOSE	CHANGE	PREVIOUS
May 03	1.07246	1.08114	1.07234	88,0	1.07637	↑ 39,3	1.07244

WEEKLY		MAY		2024	
HIGH	LOW	HIGH	LOW	LOW	HIGH
1.08114 (03/May)	1.06487 (01/May)	1.08114 (03/May)	1.06487 (01/May)	1.10438 (02/Jan)	1.06003 (16/Apr)

All price & chart based on Valbury MT4 Platform

USDJPY

Interest Rate: 5.25% - 5.50% (US) / 0.00% (JP)



RESISTANCE	155.544	
	154.601	
	153.742	
SUPPORT	151.940	
	150.997	
	150.138	
SUGGESTION	BUY	---
	SELL	152.90
	S/L	153.75
	T/P:	151.95 151.10

DATE	OPEN	HIGH	LOW	RANGE	CLOSE	CHANGE	PREVIOUS
May 03	153.657	153.657	151.855	180,2	152.884	↓ 77,4	153.658

WEEKLY		MAY		2024	
HIGH	LOW	HIGH	LOW	HIGH	LOW
160.194 (29/Apr)	151.855 (03/May)	157.980 (01/May)	151.855 (03/May)	160.194 (29/Apr)	140.806 (02/Jan)

GBP/USD

Interest Rate: 5.25% (GB) / 5.25% - 5.50% (US)



RESISTANCE	1.27164	
	1.26750	
	1.26113	
SUPPORT	1.25062	
	1.24648	
	1.24011	
SUGGESTION	BUY	1.2530
	SELL	---
	S/L	1.2480
	T/P:	1.2610 1.2650

DATE	OPEN	HIGH	LOW	RANGE	CLOSE	CHANGE	PREVIOUS
May 03	1.25329	1.26335	1.25284	105,1	1.25477	↑ 14,8	1.25329

WEEKLY		MAY		2024	
HIGH	LOW	HIGH	LOW	HIGH	LOW
1.26335 (03/May)	1.24651 (01/May)	1.26335 (03/May)	1.24651 (01/May)	1.28926 (08/Mar)	1.22985 (22/Apr)

All price & chart based on Valbury MT4 Platform

USD/CHF

Interest Rate: 5.25% - 5.50% (US) / 1.50% (CH)



RESISTANCE	0.91996	
	0.91519	
	0.91006	
SUPPORT	0.90016	
	0.89539	
	0.89026	
SUGGESTION	BUY	---
	SELL	0.9070
	S/L	0.9115
	T/P:	0.9000 0.8970

DATE	OPEN	HIGH	LOW	RANGE	CLOSE	CHANGE	PREVIOUS
May 03	0.91019	0.91042	0.90052	99,0	0.90493	↓ 53,0	0.91023

WEEKLY		MAY		2024	
HIGH	LOW	HIGH	LOW	HIGH	LOW
0.92232 (01/May)	0.90052 (03/May)	0.92232 (01/May)	0.90052 (03/May)	0.92232 (01/May)	0.84012 (02/Jan)

AUD/USD

Interest Rate: 4.35% (AU) / 5.25% - 5.50% (US)



RESISTANCE	0.67373	
	0.66929	
	0.66522	
SUPPORT	0.65671	
	0.65227	
	0.64820	
SUGGESTION	BUY	0.6605
	SELL	---
	S/L	0.6565
	T/P:	0.6650 0.6690

DATE	OPEN	HIGH	LOW	RANGE	CLOSE	CHANGE	PREVIOUS
May 03	0.65653	0.66485	0.65634	85,1	0.66115	↑ 46,4	0.65651

WEEKLY		MAY		2024	
HIGH	LOW	HIGH	LOW	HIGH	LOW
0.66485 (03/May)	0.64643 (01/May)	0.66485 (03/May)	0.64643 (01/May)	0.68381 (02/Jan)	0.63612 (19/Apr)

All price & chart based on Valbury MT4 Platform

NZD/USD

Interest Rate: 5.50% (NZ) / 5.25% - 5.50% (US)



DATE	OPEN	HIGH	LOW	RANGE	CLOSE	CHANGE	PREVIOUS
May 03	0.59610	0.60476	0.59549	92,7	0.60127	↑ 52,0	0.59607

WEEKLY		MAY		2024	
HIGH	LOW	HIGH	LOW	HIGH	LOW
0.60476 (03/May)	0.58733 (01/May)	0.60476 (03/May)	0.58733 (01/May)	0.63216 (02/Jan)	0.58512 (19/Apr)

USD/CAD

Interest Rate: 5.25% - 5.50% (US) / 5.00% (CA)



DATE	OPEN	HIGH	LOW	RANGE	CLOSE	CHANGE	PREVIOUS
May 03	1.36706	1.36906	1.36084	82,2	1.36787	↑ 7,8	1.36709

WEEKLY		MAY		2024	
HIGH	LOW	HIGH	LOW	HIGH	LOW
1.37836 (30/Apr)	1.36084 (03/May)	1.37821 (01/May)	1.36084 (03/May)	1.38450 (16/Apr)	1.32277 (02/Jan)

All price & chart based on Valbury MT4 Platform

EURJPY

Interest Rate: 4.50% (EU) / 0.00% (JP)

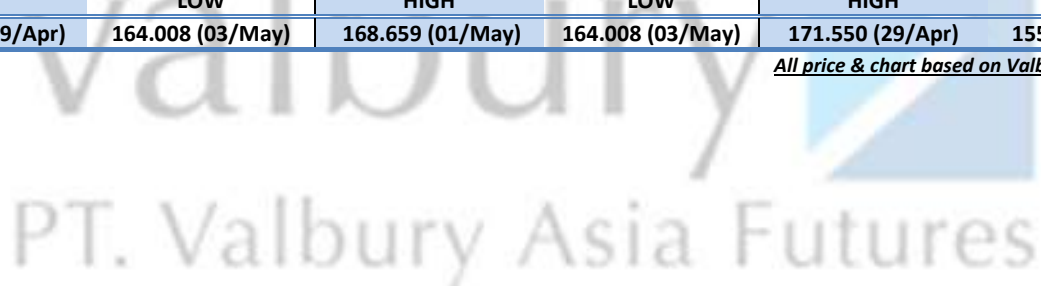


RESISTANCE	165.801	
	165.328	
	164.954	
SUPPORT	164.107	
	163.634	
	163.260	
SUGGESTION	BUY	164.50
	SELL	---
	S/L	164.10
	T/P:	164.95 165.30

DATE	OPEN	HIGH	LOW	RANGE	CLOSE	CHANGE	PREVIOUS
May 03	164.849	164.855	164.008	84,7	164.580	↓ 26,7	164.847

WEEKLY		MAY		2024	
HIGH	LOW	HIGH	LOW	HIGH	LOW
171.550 (29/Apr)	164.008 (03/May)	168.659 (01/May)	164.008 (03/May)	171.550 (29/Apr)	155.060 (02/Jan)

All price & chart based on Valbury MT4 Platform



Disclaimer

All contents of this report have been prepared by the Research Dept. of Valbury Asia Futures and are provided solely for informational purpose. We have taken reasonable measures to ensure the accuracy of the report, however, do not guarantee its accuracy and will not accept liability for any consequential loss or damage which may arise directly or indirectly from any use of the report.

Published by RESEARCH DEPARTMENT – PT VALBURY ASIA FUTURES
Menara Karya 9th Floor, Jl. HR Rasuna Said Blok X-5 Kav. 1-2 Jakarta 12950 Indonesia
Phone : +6221-25533777, Email: research@valbury.com