








Daily Outlook

GLOBAL MARKETS & ECONOMIES | WEEKLY ECONOMIC INDICATORS | CURRENCIES | PRECIOUS METAL | OIL | “USD Turun Menjelang Data Nonfarm Payrolls AS, Yen Menguat Setelah Dugaan Intervensi”

Counter	News	Trend	Support	Resistance
 CLc1 (WTI)	OIL – Harga minyak turun ke level terendah dalam tujuh minggu untuk hari kedua berturut-turut pada hari Kamis terbebani oleh melemahnya permintaan global, meningkatnya persediaan dan mudarnya harapan penurunan suku bunga AS lebih awal. Resistance 79.82, support 78.34	↓	78.34	79.82
 XAUUSD	XAUUSD – Harga emas bertahan di \$2.300 pada hari Kamis di tengah sentimen pasar yang optimis, penurunan imbal hasil Treasury AS dan melemahnya dolar sementara investor masih menelaah komentar Ketua Federal Reserve Jerome Powel dan keputusan bank sentral AS untuk mempertahankan suku bunga tidak berubah pada hari Rabu. Resistance 2324.77, support 2283.75	↑	2283.75	2324.77
 EURUSD	EURUSD – Harga naik setelah USD secara umum melemah menjelang data pekerjaan utama pada hari Jumat dan menyusul reli yang tiba-tiba pada hari Rabu malam yang oleh para pedagang dan analis dikaitkan dengan intervensi otoritas Jepang. Resistance utama di 1.0744, support di 1.0688	↑	1.0688	1.0744
 USDJPY	USDJPY – Yen menguat pada hari Kamis menyusul reli mendadak pada Rabu malam yang oleh investor dan analis dikaitkan dengan intervensi otoritas Jepang sementara dolar melemah menjelang rilis data pekerjaan AS pada hari Jumat. Resistance 155.60, support 152.37	↓	152.37	155.60
 GBPUSD	GBPUSD – Harga naik setelah USD secara umum melemah menjelang data pekerjaan utama pada hari Jumat dan menyusul reli yang tiba-tiba pada hari Rabu malam yang oleh para pedagang dan analis dikaitkan dengan intervensi otoritas Jepang. Resistance utama 1.2560, support 1.2487	↑	1.2487	1.2560
 USDCHF	USDCHF – Harga turun setelah USD ditutup melemah 0,59% di harga 0,91 terhadap Franc Swiss setelah data inflasi tahunan Swiss pada bulan April meningkat lebih cepat dari perkiraan. Resistance utama 0.9151, support 0.9073	↓	0.9073	0.9151
 AUDUSD	AUDUSD – Harga naik karena USD melemah menjelang rilis data pekerjaan AS pada hari Jumat dan Ketua Fed Jerome Powell membenarkan ekspektasi bank sentral untuk menurunkan suku bunga namun mengakui bahwa langkah tersebut akan dilakukan lebih lambat dari perkiraan karena tingginya inflasi. Resistance 0.6586, support 0.6529	↑	0.6529	0.6586

ECONOMIC INDICATORS

DATE	WIB	CT Y	INDICATORS	PER	ACTUAL	FORECAST	PREV.	REV.
Mon/29-Apr-24	ALL	JP	Bank Holiday (Showa Day)					
	16:00	EZ	Consumer Confidence	Apr F	-14.7	-14.7	-14.9	--
	16:00	EZ	Services Confidence	Apr	6	6.5	6.3	6.4
	16:00	EZ	Industrial Confidence	Apr	-10.5	-8.5	-8.8	-8.9
	16:00	EZ	Economic Confidence	Apr	95.6	96.9	96.3	96.2
	19:00	DE	CPI YoY	Apr P	2.2%	2.3%	2.2%	--
	19:00	DE	CPI MoM	Apr P	0.5%	0.6%	0.4%	--
	19:00	DE	CPI EU Harmonized MoM	Apr P	0.6%	0.6%	0.6%	--
	19:00	DE	CPI EU Harmonized YoY	Apr P	2.4%	2.3%	2.3%	--
Tue/30-Apr-24	06:30	JP	Jobless Rate	Mar	2.6%	2.5%	2.6%	--
	06:50	JP	Retail Sales YoY	Mar	1.2%	2.5%	4.6%	4.7%
	06:50	JP	Retail Sales MoM	Mar	1.6%	-0.2%	1.5%	-3.0%
	06:50	JP	Industrial Production MoM	Mar P	-3.2%	0.6%	-0.6%	2.9%
	06:50	JP	Industrial Production YoY	Mar P	-6.7%	-6.6%	-3.9%	--
	08:00	NZ	ANZ Business Confidence	Apr	14.9	--	22.9	--
	08:30	AU	Retail Sales MoM	Mar	-0.4%	0.2%	0.3%	0.2%
	08:30	CN	Composite PMI	Apr	51.7	--	52.7	--
	08:30	CN	Manufacturing PMI	Apr	50.4	50.3	50.8	--
	08:30	CN	Non-manufacturing PMI	Apr	51.2	52.2	53	--
	08:45	CN	Caixin China PMI Mfg	Apr	51.4	51	51.1	--
	12:00	JP	Housing Starts YoY	Mar	-12.8%	-7.6%	-8.2%	--
	12:00	JP	Annualized Housing Starts	Mar		0.801m	0.795m	--
	14:00	CH	KOF Leading Indicator	Apr	101.8	102.1	101.5	100.4
	14:55	DE	Unemployment Change (000's)	Apr	10k	7k	4k	--
	14:55	DE	Unemployment Claims Rate SA	Apr	5.9%	5.9%	5.9%	--
	15:00	DE	GDP SA QoQ	1Q P	0.2%	0.1%	-0.3%	-0.5%
	15:00	DE	GDP NSA YoY	1Q P	--	--	-0.4%	--
	15:00	DE	GDP WDA YoY	1Q P	-0.2%	-0.2%	-0.2%	--
	15:30	GB	Net Consumer Credit	Mar	1.577b	--	1.4b	1.429b
	15:30	GB	Consumer Credit YoY	Mar		--	8.7%	--
	16:00	EZ	CPI Estimate YoY	Apr	2.4%	2.4%	2.4%	--
	16:00	EZ	CPI MoM	Apr P	0.6%	0.6%	0.8%	--
	16:00	EZ	CPI Core YoY	Apr P	2.7%	2.6%	2.9%	--
	16:00	EZ	GDP SA QoQ	1Q A	0.3%	0.1%	0.0%	--
	16:00	EZ	GDP SA YoY	1Q A	0.4%	0.2%	0.1%	--
	18:00	GB	BOE Releases APF quarterly report					
	19:30	CA	GDP YoY	Feb		1.1%	0.9%	--
	19:30	CA	GDP MoM	Feb	0.2%	0.3%	0.6%	0.5%
	19:30	US	Employment Cost Index	1Q	1.2%	1%	0.9%	--
	20:00	US	FHFA House Price Index MoM	Feb	1.2%	0.1%	-0.1%	--
	20:00	US	S&P CoreLogic CS 20-City MoM SA	Feb	0.9%	0.1%	0.14%	-0.1%
	20:00	US	S&P CoreLogic CS US HPI YoY NSA	Feb		--	6.03%	--
20:00	US	S&P CoreLogic CS 20-City YoY NSA	Feb	7.3%	6.7%	6.59%	--	
21:00	US	Conf. Board Consumer Confidence	Apr	97.0	104.0	104.7	103.1	
21:00	US	Conf. Board Present Situation	Apr		--	151	--	
21:00	US	Conf. Board Expectations	Apr		--	73.8	--	
21:00	US	FOMC Begins Two-Day Meeting						
Wed/01-May-24	05:45	NZ	Unemployment Rate	1Q	4.3%	4.3%	4%	--
	05:45	NZ	Employment Change QoQ	1Q	-0.2%	0.3%	0.4%	--
	05:45	NZ	Employment Change YoY	1Q		1.6%	2.4%	--
	05:45	NZ	Average Hourly Earnings QoQ	1Q		--	0.5%	--
	All	CN	Bank Holiday (Labor Day)					
	All	HK	Bank Holiday (Labor Day)					
	06:00	AU	Judo Bank Australia PMI Mfg	Apr F	49.6	49.9	47.3	--
	07:30	JP	Jibun Bank Japan PMI Mfg	Apr F	49.6	49.9	48.2	--
	15:30	GB	S&P Global UK Manufacturing PMI	Apr F	49.1	48.7	50.3	--
	All	DE	Bank Holiday (Labor Day)					
	All	CH	Bank Holiday (Labor Day)					
	19:15	US	ADP Employment Change	Apr	192k	175k	184k	208k
	20:30	CA	S&P Global Canada Manufacturing PMI	Apr	49.4	50.2	49.8	--
	20:45	US	S&P Global US Manufacturing PMI	Apr F	50	49.9	49.9	--
	21:00	US	Construction Spending MoM	Mar	-0.2%	0.3%	0.0%	--
	21:00	US	JOLTS Job Openings	Mar	8488k	8680k	8756k	8813k
	21:00	US	ISM Manufacturing	Apr	48.6	48.2	47.4	--
21:00	US	ISM Prices Paid	Apr	60.9	55	55.8	--	
21:00	US	ISM New Orders	Apr	49.1	51	51.4	--	
21:00	US	ISM Employment	Apr	48.6	48.2	47.4	--	

	21:30	US	DOE U.S. Crude Oil Inventories	26-Apr	7265k	-2300k	-6368k	--
	21:30	US	DOE Cushing OK Crude Inventory	26-Apr	1089k	--	-659k	--
	21:30	US	DOE U.S. Gasoline Inventories	26-Apr	344k	--	-634k	--
	21:30	US	DOE U.S. Distillate Inventory	26-Apr	-732k	--	1614k	--
	21:30	US	DOE U.S. Refinery Utilization	26-Apr	-1%	--	0.4%	--
Thu/02-May-24	01:00	US	FOMC Rate Decision (Upper Bound)	1-May	5.50%	5.50%	5.50%	--
	01:00	US	FOMC Rate Decision (Lower Bound)	1-May	5.25%	5.25%	5.25%	--
	01:00	US	Interest on Reserve Balances Rate	2-May		--	5.40%	--
	01:00	US	FOMC Ends Two-Day Meeting					
	01:30	US	Fed Chair Powell Holds Post-Meeting Press Conference					
	All	CN	Bank Holiday (Labor Day)					
	06:50	JP	BOJ Minutes of March Meeting					
	08:30	AU	Imports MoM	Mar	4.2%	--	4.8%	4.5%
	08:30	AU	Trade Balance	Mar	A\$5024m	A\$7300m	A\$7280m	A\$6591m
	08:30	AU	Exports MoM	Mar	0.1%	--	-2.2%	-3.2%
	12:00	JP	Consumer Confidence Index	Apr	38.3	39.7	39.5	--
	13:30	CH	CPI YoY	Apr	1.4%	1.1%	1%	--
	13:30	CH	CPI MoM	Apr	0.3%	0.1%	0.0%	--
	13:30	CH	CPI EU Harmonized MoM	Apr		--	-0.1%	--
	13:30	CH	CPI EU Harmonized YoY	Apr		--	1.1%	--
	13:30	CH	CPI Core YoY	Apr		--	1%	--
	13:30	CH	Retail Sales Real YoY	Mar	-0.1%	0.2%	-0.2%	--
	14:30	CH	PMI Manufacturing	Apr	41.4	45.5	45.2	--
	14:30	CH	PMI Services	Apr		--	47.6	--
	14:55	DE	HCOB Germany Manufacturing PMI	Apr F	42.5	42.2	41.9	--
	15:00	EZ	HCOB Eurozone Manufacturing PMI	Apr F	45.7	45.6	46.1	--
	15:30	HK	GDP SA QoQ	1Q A	2.3%	0.9%	0.4%	--
	15:30	HK	GDP YoY	1Q A	2.7%	0.9%	4.3%	--
	16:00	EZ	OECD Publishes Economic Outlook					
	19:30	US	Trade Balance	Mar	-\$69.4b	-\$69.1b	-\$68.9b	-\$69.5b
	19:30	US	Nonfarm Productivity	1Q P	0.3%	0.8%	3.2%	3.5%
	19:30	US	Unit Labor Costs	1Q P	4.7%	3.3%	0.0%	--
	19:30	US	Initial Jobless Claims	27-Apr	208k	212k	207k	208k
	19:30	US	Continuing Claims	20-Apr	1774k	1800k	1781k	1774k
	21:00	US	Factory Orders	Mar	1.6%	1.6%	1.4%	1.2%
	21:00	US	Factory Orders Ex Trans	Mar	0.5%	--	1.1%	--
	21:00	US	Durable Goods Orders	Mar F	2.3%	--	2.3%	--
	21:00	US	Durables Ex Transportation	Mar F	0.2%	--	0.3%	--
	21:00	US	Cap Goods Orders Nondef Ex Air	Mar F		--	0.2%	--
	21:00	US	Cap Goods Ship Nondef Ex Air	Mar F		--	0.2%	--
Fri/03-May-24	06:00	AU	Judo Bank Australia PMI Composite	Apr F		--	53.6	--
	06:00	AU	Judo Bank Australia PMI Services	Apr F		--	54.2	--
	All	CN	Bank Holiday (Labor Day)					
	All	JP	Bank Holiday (Contitution Day))					
	15:30	HK	Retail Sales Volume YoY	Mar		--	0.5%	--
	15:30	HK	Retail Sales Value YoY	Mar		--	1.9%	--
	15:30	GB	Official Reserves Changes	Apr		--	\$2310m	--
	15:30	GB	S&P Global UK Services PMI	Apr F		--	54.9	--
	15:30	GB	S&P Global UK Composite PMI	Apr F		--	54	--
	16:00	EZ	Unemployment Rate	Mar		--	6.5%	--
	19:30	US	Two-Month Payroll Net Revision	Apr		--	22k	--
	19:30	US	Change in Nonfarm Payrolls	Apr		250k	303k	--
	19:30	US	Change in Private Payrolls	Apr		200k	232k	--
	19:30	US	Change in Manufact. Payrolls	Apr		9k	0k	--
	19:30	US	Unemployment Rate	Apr		3.8%	3.8%	--
	19:30	US	Average Hourly Earnings MoM	Apr		0.3%	0.3%	--
	19:30	US	Average Hourly Earnings YoY	Apr		4%	4.1%	--
	19:30	US	Average Weekly Hours All Employees	Apr		34.4	34.4	--
	19:30	US	Labor Force Participation Rate	Apr		--	62.7%	--
	19:30	US	Underemployment Rate	Apr		--	7.3%	--
	20:30	CA	S&P Global Canada Composite PMI	Apr		--	47	--
	20:30	CA	S&P Global Canada Services PMI	Apr		--	46.4	--
	20:45	US	S&P Global US Services PMI	Apr F		50.9	50.9	--
	20:45	US	S&P Global US Composite PMI	Apr F		--	50.9	--
	21:00	US	ISM Services Index	Apr		52	51.4	--
	21:00	US	ISM Services Prices Paid	Apr		--	53.4	--
	21:00	US	ISM Services Employment	Apr		--	48.5	--
	21:00	US	ISM Services New Orders	Apr		--	54.4	--
Sat/04-May-24	00:00	US	Baker Hughes U.S. Rig Count	3-May		--	--	--
	06:45	US	Fed's Goolsbee Participates in Panel Discussion					

OIL WTI – CL-JUN/USD (Exp. 17 May 2024)



RESISTANCE	81.30	
	80.60	
	79.82	
SUPPORT	78.34	
	77.64	
	76.86	
SUGGESTION	BUY	---
	SELL	79.10
	S/L	79.80
	T/P:	78.35 77.65

DATE	OPEN	HIGH	LOW	RANGE	CLOSE	CHANGE	PREVIOUS
May 02	79.12	79.89	78.41	1.48	79.05	↓ 0.06	79.11

WEEKLY		MAY		2024	
HIGH	LOW	HIGH	LOW	HIGH	LOW
83.90 (29/Apr)	78.41 (02/May)	81.56 (01/May)	78.41 (02/May)	87.63 (12/Apr)	69.30 (03/Jan)

GOLD (XAU/USD)



RESISTANCE	2365.79	
	2346.07	
	2324.77	
SUPPORT	2283.75	
	2264.03	
	2242.73	
SUGGESTION	BUY	2302.00
	SELL	---
	S/L	2283.00
	T/P:	2324.00 2343.00

DATE	OPEN	HIGH	LOW	RANGE	CLOSE	CHANGE	PREVIOUS
May 02	2319.31	2326.36	2285.34	41.02	2303.46	↓ 14.94	2318.40

WEEKLY		MAY		2024	
HIGH	LOW	HIGH	LOW	HIGH	LOW
2346.66 (29/Apr)	2281.54 (01/May)	2328.23 (01/May)	2281.54 (01/May)	2431.35 (12/Apr)	1989.97 (13/Feb)

SILVER – XAG/USD



RESISTANCE	27.769	
	27.284	
	26.970	
SUPPORT	26.171	
	25.686	
	25.372	
SUGGESTION	BUY	26.55
	SELL	---
	S/L	26.15
	T/P:	26.95 27.25

DATE	OPEN	HIGH	LOW	RANGE	CLOSE	CHANGE	PREVIOUS
May 02	26.637	26.800	26.001	0.799	26.655	↑ 0.045	26.610

WEEKLY		MAY		2024	
HIGH	LOW	HIGH	LOW	HIGH	LOW
27.420 (29/Apr)	26.001 (02/May)	26.952 (01/May)	26.001 (02/May)	29.773 (12/Apr)	21.903 (22/Jan)

EUR/USD

Interest Rate: 4.50% (EU) / 5.25% - 5.50% (US)



RESISTANCE	1.08007	
	1.07650	
	1.07447	
SUPPORT	1.06887	
	1.06530	
	1.06327	
SUGGESTION	BUY	1.0725
	SELL	---
	S/L	1.0700
	T/P:	1.0770 1.0785

DATE	OPEN	HIGH	LOW	RANGE	CLOSE	CHANGE	PREVIOUS
May 02	1.07158	1.07293	1.06733	56,0	1.07244	↑ 9,5	1.07149

WEEKLY		MAY		2024	
HIGH	LOW	HIGH	LOW	LOW	HIGH
1.07345 (30/Apr)	1.06487 (01/May)	1.07319 (01/May)	1.06487 (01/May)	1.10438 (02/Jan)	1.06003 (16/Apr)

All price & chart based on Valbury MT4 Platform

USDJPY

Interest Rate: 5.25% - 5.50% (US) / 0.00% (JP)



RESISTANCE	158.837	
	157.558	
	155.608	
SUPPORT	152.379	
	151.100	
	149.150	
SUGGESTION	BUY	---
	SELL	154.00
	S/L	155.60
	T/P:	152.35 151.10

DATE	OPEN	HIGH	LOW	RANGE	CLOSE	CHANGE	PREVIOUS
May 02	154.151	156.279	153.050	322,9	153.658	↓ 49,3	154.151

WEEKLY		MAY		2024	
HIGH	LOW	HIGH	LOW	HIGH	LOW
160.194 (29/Apr)	152.962 (01/May)	157.980 (01/May)	152.962 (01/May)	160.194 (29/Apr)	140.806 (02/Jan)

GBP/USD

Interest Rate: 5.25% (GB) / 5.25% - 5.50% (US)



RESISTANCE	1.26335	
	1.25886	
	1.25607	
SUPPORT	1.24879	
	1.24430	
	1.24151	
SUGGESTION	BUY	1.2530
	SELL	---
	S/L	1.2490
	T/P:	1.2585 1.2605

DATE	OPEN	HIGH	LOW	RANGE	CLOSE	CHANGE	PREVIOUS
May 02	1.25252	1.25436	1.24708	72,8	1.25329	↑ 7,8	1.25251

WEEKLY		MAY		2024	
HIGH	LOW	HIGH	LOW	HIGH	LOW
1.25684 (29/Apr)	1.24651 (01/May)	1.25491 (01/May)	1.24651 (01/May)	1.28926 (08/Mar)	1.22985 (22/Apr)

All price & chart based on Valbury MT4 Platform

USD/CHF

Interest Rate: 5.25% - 5.50% (US) / 1.50% (CH)



RESISTANCE	0.92306	
	0.92015	
	0.91519	
SUPPORT	0.90732	
	0.90441	
	0.89945	
SUGGESTION	BUY	---
	SELL	0.9110
	S/L	0.9150
	T/P:	0.9055 0.9030

DATE	OPEN	HIGH	LOW	RANGE	CLOSE	CHANGE	PREVIOUS
May 02	0.91600	0.91724	0.90937	78,7	0.91023	↓ 57,5	0.91598

WEEKLY		MAY		2024	
HIGH	LOW	HIGH	LOW	HIGH	LOW
0.92232 (01/May)	0.90873 (29/Apr)	0.92232 (01/May)	0.90937 (02/May)	0.92232 (01/May)	0.84012 (02/Jan)

AUD/USD

Interest Rate: 4.35% (AU) / 5.25% - 5.50% (US)



RESISTANCE	0.66444	
	0.66084	
	0.65867	
SUPPORT	0.65290	
	0.64930	
	0.64713	
SUGGESTION	BUY	0.6555
	SELL	---
	S/L	0.6530
	T/P:	0.6585 0.6610

DATE	OPEN	HIGH	LOW	RANGE	CLOSE	CHANGE	PREVIOUS
May 02	0.65242	0.65723	0.65146	57,7	0.65651	↑ 41,0	0.65241

WEEKLY		MAY		2024	
HIGH	LOW	HIGH	LOW	HIGH	LOW
0.65858 (29/Apr)	0.64643 (01/May)	0.65723 (02/May)	0.64643 (01/May)	0.68381 (02/Jan)	0.63612 (19/Apr)

All price & chart based on Valbury MT4 Platform

NZD/USD

Interest Rate: 5.50% (NZ) / 5.25% - 5.50% (US)



RESISTANCE	0.63045	
	0.60008	
	0.59807	
SUPPORT	0.59269	
	0.58932	
	0.58731	
SUGGESTION	BUY	0.5950
	SELL	---
	S/L	0.5925
	T/P:	0.5980 0.6000

DATE	OPEN	HIGH	LOW	RANGE	CLOSE	CHANGE	PREVIOUS
May 02	0.59270	0.59670	0.59132	53,8	0.59607	↑ 33,8	0.59269

WEEKLY		MAY		2024	
HIGH	LOW	HIGH	LOW	HIGH	LOW
0.59836 (29/Apr)	0.58733 (01/May)	0.59670 (02/May)	0.58733 (01/May)	0.63216 (02/Jan)	0.58512 (19/Apr)

USD/CAD

Interest Rate: 5.25% - 5.50% (US) / 5.00% (CA)



RESISTANCE	1.37826	
	1.37592	
	1.37151	
SUPPORT	1.36476	
	1.36242	
	1.35801	
SUGGESTION	BUY	---
	SELL	1.3680
	S/L	1.3715
	T/P:	1.3645 1.3625

DATE	OPEN	HIGH	LOW	RANGE	CLOSE	CHANGE	PREVIOUS
May 02	1.37332	1.37359	1.36684	67,5	1.36709	↓ 62,9	1.37338

WEEKLY		MAY		2024	
HIGH	LOW	HIGH	LOW	HIGH	LOW
1.37836 (30/Apr)	1.36309 (29/Apr)	1.37821 (01/May)	1.36684 (02/May)	1.38450 (16/Apr)	1.32277 (02/Jan)

All price & chart based on Valbury MT4 Platform

EURJPY

Interest Rate: 4.50% (EU) / 0.00% (JP)

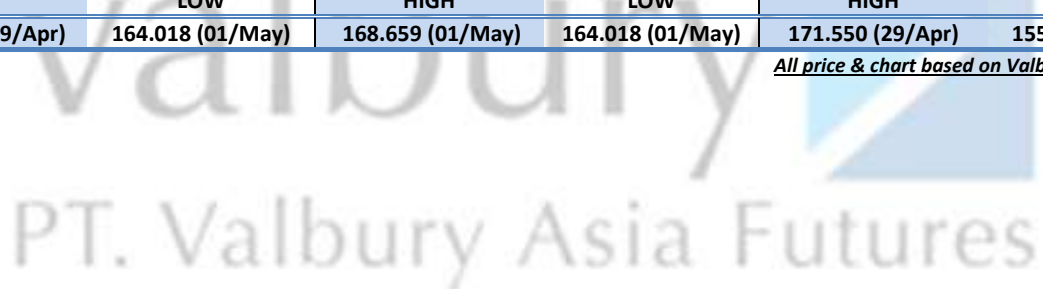


RESISTANCE	169.911	
	168.645	
	166.746	
SUPPORT	163.581	
	162.315	
	160.416	
SUGGESTION	BUY	---
	SELL	165.20
	S/L	166.75
	T/P:	163.60 162.30

DATE	OPEN	HIGH	LOW	RANGE	CLOSE	CHANGE	PREVIOUS
May 02	165.173	167.379	164.214	316,5	164.847	↓ 32,6	165.173

WEEKLY		MAY		2024	
HIGH	LOW	HIGH	LOW	HIGH	LOW
171.550 (29/Apr)	164.018 (01/May)	168.659 (01/May)	164.018 (01/May)	171.550 (29/Apr)	155.060 (02/Jan)

All price & chart based on Valbury MT4 Platform



Disclaimer

All contents of this report have been prepared by the Research Dept. of Valbury Asia Futures and are provided solely for informational purpose. We have taken reasonable measures to ensure the accuracy of the report, however, do not guarantee its accuracy and will not accept liability for any consequential loss or damage which may arise directly or indirectly from any use of the report.

Published by RESEARCH DEPARTMENT – PT VALBURY ASIA FUTURES
Menara Karya 9th Floor, Jl. HR Rasuna Said Blok X-5 Kav. 1-2 Jakarta 12950 Indonesia
Phone : +6221-25533777, Email: research@valbury.com