








Daily Outlook

GLOBAL MARKETS & ECONOMIES | WEEKLY ECONOMIC INDICATORS | CURRENCIES | PRECIOUS METAL | OIL |

“USD Melemah Setelah Keputusan Federal Reserve Mempertahankan Suku Bunga, Yen Melonjak Di Tengah Dugaan Intervensi”

Counter	News	Trend	Support	Resistance
 CLc1 (WTI)	<p>OIL – Harga minyak turun sekitar 3% ke level terendah dalam tujuh minggu pada hari Rabu karena kenaikan mengejutkan pada persediaan minyak mentah AS, prospek kesepakatan gencatan senjata di Timur Tengah dan mudarnya harapan untuk penurunan suku bunga AS dalam waktu dekat yang dapat meningkatkan permintaan minyak. Resistance 80.84, support 78.10</p>	↓	78.10	80.84
 XAUUSD	<p>XAUUSD – Harga emas menguat tajam di atas angka \$2.300 pada hari Rabu setelah Federal Reserve mempertahankan suku bunganya tidak berubah dan mengumumkan bahwa mereka akan mengurangi laju pengurangan neraca sementara Ketua Fed Jerome Powell gagal memberikan panduan ke depan mengenai penurunan suku bunga selama sisa tahun ini. Resistance 2337.24, support 2290.55</p>	↑	2290.55	2337.24
 EURUSD	<p>EURUSD – Harga naik setelah USD ditutup melemah pada hari Rabu setelah Federal Reserve AS mengisyaratkan pihaknya masih condong ke arah pengurangan biaya pinjaman, namun mengulangi keinginannya untuk mendapatkan "keyakinan yang lebih besar" bahwa inflasi akan terus turun sebelum menurunkan suku bunga. Resistance utama di 1.0748, support di 1.0665</p>	↑	1.0665	1.0748
 USDJPY	<p>USDJPY – Yen melonjak terhadap USD pada hari Rabu dengan para pedagang dalam kewaspadaan tinggi terhadap tanda-tanda intervensi oleh otoritas moneter Jepang untuk meningkatkan mata uang yang melemah di dekat posisi terendah dalam 34 tahun terakhir. Resistance 157.10, support 152.08</p>	↓	152.08	157.10
 GBPUSD	<p>GBPUSD – Harga naik setelah USD ditutup melemah pada hari Rabu setelah Federal Reserve AS mengisyaratkan pihaknya masih condong ke arah pengurangan biaya pinjaman, namun mengulangi keinginannya untuk mendapatkan "keyakinan yang lebih besar" bahwa inflasi akan terus turun sebelum menurunkan suku bunga. Resistance utama 1.2561, support 1.2477</p>	↑	1.2477	1.2561
 USDCHF	<p>USDCHF – Harga turun setelah USD ditutup melemah pada hari Rabu setelah Federal Reserve AS mengisyaratkan pihaknya masih condong ke arah pengurangan biaya pinjaman, namun mengulangi keinginannya untuk mendapatkan "keyakinan yang lebih besar" bahwa inflasi akan terus turun sebelum menurunkan suku bunga. Resistance utama 0.9207, support 0.9128</p>	↓	0.9128	0.9207
 AUDUSD	<p>AUDUSD – Harga naik karena USD melemah pada hari Rabu setelah Federal Reserve mengisyaratkan bahwa mereka masih condong ke arah penurunan biaya pinjaman pada akhirnya tetapi mengulangi bahwa mereka ingin mendapatkan "keyakinan yang lebih besar" bahwa inflasi akan terus turun sebelum memangkas suku bunga. Resistance 0.6554, support 0.6479</p>	↑	0.6479	0.6554

ECONOMIC INDICATORS

DATE	WIB	CT Y	INDICATORS	PER	ACTUAL	FORECAST	PREV.	REV.
Mon/29-Apr-24	ALL	JP	Bank Holiday (Showa Day)					
	16:00	EZ	Consumer Confidence	Apr F	-14.7	-14.7	-14.9	--
	16:00	EZ	Services Confidence	Apr	6	6.5	6.3	6.4
	16:00	EZ	Industrial Confidence	Apr	-10.5	-8.5	-8.8	-8.9
	16:00	EZ	Economic Confidence	Apr	95.6	96.9	96.3	96.2
	19:00	DE	CPI YoY	Apr P	2.2%	2.3%	2.2%	--
	19:00	DE	CPI MoM	Apr P	0.5%	0.6%	0.4%	--
	19:00	DE	CPI EU Harmonized MoM	Apr P	0.6%	0.6%	0.6%	--
	19:00	DE	CPI EU Harmonized YoY	Apr P	2.4%	2.3%	2.3%	--
Tue/30-Apr-24	06:30	JP	Jobless Rate	Mar	2.6%	2.5%	2.6%	--
	06:50	JP	Retail Sales YoY	Mar	1.2%	2.5%	4.6%	4.7%
	06:50	JP	Retail Sales MoM	Mar	1.6%	-0.2%	1.5%	-3.0%
	06:50	JP	Industrial Production MoM	Mar P	-3.2%	0.6%	-0.6%	2.9%
	06:50	JP	Industrial Production YoY	Mar P	-6.7%	-6.6%	-3.9%	--
	08:00	NZ	ANZ Business Confidence	Apr	14.9	--	22.9	--
	08:30	AU	Retail Sales MoM	Mar	-0.4%	0.2%	0.3%	0.2%
	08:30	CN	Composite PMI	Apr	51.7	--	52.7	--
	08:30	CN	Manufacturing PMI	Apr	50.4	50.3	50.8	--
	08:30	CN	Non-manufacturing PMI	Apr	51.2	52.2	53	--
	08:45	CN	Caixin China PMI Mfg	Apr	51.4	51	51.1	--
	12:00	JP	Housing Starts YoY	Mar	-12.8%	-7.6%	-8.2%	--
	12:00	JP	Annualized Housing Starts	Mar		0.801m	0.795m	--
	14:00	CH	KOF Leading Indicator	Apr	101.8	102.1	101.5	100.4
	14:55	DE	Unemployment Change (000's)	Apr	10k	7k	4k	--
	14:55	DE	Unemployment Claims Rate SA	Apr	5.9%	5.9%	5.9%	--
	15:00	DE	GDP SA QoQ	1Q P	0.2%	0.1%	-0.3%	-0.5%
	15:00	DE	GDP NSA YoY	1Q P	--	--	-0.4%	--
	15:00	DE	GDP WDA YoY	1Q P	-0.2%	-0.2%	-0.2%	--
	15:30	GB	Net Consumer Credit	Mar	1.577b	--	1.4b	1.429b
	15:30	GB	Consumer Credit YoY	Mar		--	8.7%	--
	16:00	EZ	CPI Estimate YoY	Apr	2.4%	2.4%	2.4%	--
	16:00	EZ	CPI MoM	Apr P	0.6%	0.6%	0.8%	--
	16:00	EZ	CPI Core YoY	Apr P	2.7%	2.6%	2.9%	--
	16:00	EZ	GDP SA QoQ	1Q A	0.3%	0.1%	0.0%	--
	16:00	EZ	GDP SA YoY	1Q A	0.4%	0.2%	0.1%	--
	18:00	GB	BOE Releases APF quarterly report					
	19:30	CA	GDP YoY	Feb		1.1%	0.9%	--
	19:30	CA	GDP MoM	Feb	0.2%	0.3%	0.6%	0.5%
	19:30	US	Employment Cost Index	1Q	1.2%	1%	0.9%	--
	20:00	US	FHFA House Price Index MoM	Feb	1.2%	0.1%	-0.1%	--
	20:00	US	S&P CoreLogic CS 20-City MoM SA	Feb	0.9%	0.1%	0.14%	-0.1%
	20:00	US	S&P CoreLogic CS US HPI YoY NSA	Feb		--	6.03%	--
20:00	US	S&P CoreLogic CS 20-City YoY NSA	Feb	7.3%	6.7%	6.59%	--	
21:00	US	Conf. Board Consumer Confidence	Apr	97.0	104.0	104.7	103.1	
21:00	US	Conf. Board Present Situation	Apr		--	151	--	
21:00	US	Conf. Board Expectations	Apr		--	73.8	--	
21:00	US	FOMC Begins Two-Day Meeting						
Wed/01-May-24	05:45	NZ	Unemployment Rate	1Q	4.3%	4.3%	4%	--
	05:45	NZ	Employment Change QoQ	1Q	-0.2%	0.3%	0.4%	--
	05:45	NZ	Employment Change YoY	1Q		1.6%	2.4%	--
	05:45	NZ	Average Hourly Earnings QoQ	1Q		--	0.5%	--
	All	CN	Bank Holiday (Labor Day)					
	All	HK	Bank Holiday (Labor Day)					
	06:00	AU	Judo Bank Australia PMI Mfg	Apr F	49.6	49.9	47.3	--
	07:30	JP	Jibun Bank Japan PMI Mfg	Apr F	49.6	49.9	48.2	--
	15:30	GB	S&P Global UK Manufacturing PMI	Apr F	49.1	48.7	50.3	--
	All	DE	Bank Holiday (Labor Day)					
	All	CH	Bank Holiday (Labor Day)					
	19:15	US	ADP Employment Change	Apr	192k	175k	184k	208k
	20:30	CA	S&P Global Canada Manufacturing PMI	Apr	49.4	50.2	49.8	--
	20:45	US	S&P Global US Manufacturing PMI	Apr F	50	49.9	49.9	--
	21:00	US	Construction Spending MoM	Mar	-0.2%	0.3%	0.0%	--
	21:00	US	JOLTS Job Openings	Mar	8488k	8680k	8756k	8813k
	21:00	US	ISM Manufacturing	Apr	48.6	48.2	47.4	--
21:00	US	ISM Prices Paid	Apr	60.9	55	55.8	--	
21:00	US	ISM New Orders	Apr	49.1	51	51.4	--	
21:00	US	ISM Employment	Apr	48.6	48.2	47.4	--	

	21:30	US	DOE U.S. Crude Oil Inventories	26-Apr	7265k	-2300k	-6368k	--
	21:30	US	DOE Cushing OK Crude Inventory	26-Apr	1089k	--	-659k	--
	21:30	US	DOE U.S. Gasoline Inventories	26-Apr	344k	--	-634k	--
	21:30	US	DOE U.S. Distillate Inventory	26-Apr	-732k	--	1614k	--
	21:30	US	DOE U.S. Refinery Utilization	26-Apr	-1%	--	0.4%	--
Thu/02-May-24	01:00	US	FOMC Rate Decision (Upper Bound)	1-May	5.50%	5.50%	5.50%	--
	01:00	US	FOMC Rate Decision (Lower Bound)	1-May	5.25%	5.25%	5.25%	--
	01:00	US	Interest on Reserve Balances Rate	2-May		--	5.40%	--
	01:00	US	FOMC Ends Two-Day Meeting					
	01:30	US	Fed Chair Powell Holds Post-Meeting Press Conference					
	All	CN	Bank Holiday (Labor Day)					
	06:50	JP	BOJ Minutes of March Meeting					
	08:30	AU	Imports MoM	Mar		--	4.8%	--
	08:30	AU	Trade Balance	Mar		A\$7400m	A\$7280m	--
	08:30	AU	Exports MoM	Mar		--	-2.2%	--
	12:00	JP	Consumer Confidence Index	Apr		39.7	39.5	--
	13:30	CH	CPI YoY	Apr		--	1%	--
	13:30	CH	CPI MoM	Apr		--	0.0%	--
	13:30	CH	CPI EU Harmonized MoM	Apr		--	-0.1%	--
	13:30	CH	CPI EU Harmonized YoY	Apr		--	1.1%	--
	13:30	CH	CPI Core YoY	Apr		--	1%	--
	13:30	CH	Retail Sales Real YoY	Mar		--	-0.2%	--
	14:30	CH	PMI Manufacturing	Apr		--	45.2	--
	14:30	CH	PMI Services	Apr		--	47.6	--
	14:55	DE	HCOB Germany Manufacturing PMI	Apr F		--	42.2	--
	15:00	EZ	HCOB Eurozone Manufacturing PMI	Apr F		--	45.6	--
	15:30	HK	GDP SA QoQ	1Q A		--	0.4%	--
	15:30	HK	GDP YoY	1Q A		--	4.3%	--
	16:00	EZ	OECD Publishes Economic Outlook					
	19:30	US	Trade Balance	Mar		-\$69.0b	-\$68.9b	--
	19:30	US	Nonfarm Productivity	1Q P		1.5%	3.2%	--
	19:30	US	Unit Labor Costs	1Q P		2%	0.4%	--
	19:30	US	Initial Jobless Claims	27-Apr		--	207k	--
	19:30	US	Continuing Claims	20-Apr		--	1781k	--
	21:00	US	Factory Orders	Mar		1.6%	1.4%	--
	21:00	US	Factory Orders Ex Trans	Mar		--	1.1%	--
	21:00	US	Durable Goods Orders	Mar F		--	2.6%	--
	21:00	US	Durables Ex Transportation	Mar F		--	0.2%	--
	21:00	US	Cap Goods Orders Nondef Ex Air	Mar F		--	0.2%	--
	21:00	US	Cap Goods Ship Nondef Ex Air	Mar F		--	0.2%	--
Fri/03-May-24	06:00	AU	Judo Bank Australia PMI Composite	Apr F		--	53.6	--
	06:00	AU	Judo Bank Australia PMI Services	Apr F		--	54.2	--
	All	CN	Bank Holiday (Labor Day)					
	All	JP	Bank Holiday (Contitution Day))					
	15:30	HK	Retail Sales Volume YoY	Mar		--	0.5%	--
	15:30	HK	Retail Sales Value YoY	Mar		--	1.9%	--
	15:30	GB	Official Reserves Changes	Apr		--	\$2310m	--
	15:30	GB	S&P Global UK Services PMI	Apr F		--	54.9	--
	15:30	GB	S&P Global UK Composite PMI	Apr F		--	54	--
	16:00	EZ	Unemployment Rate	Mar		--	6.5%	--
	19:30	US	Two-Month Payroll Net Revision	Apr		--	22k	--
	19:30	US	Change in Nonfarm Payrolls	Apr		250k	303k	--
	19:30	US	Change in Private Payrolls	Apr		200k	232k	--
	19:30	US	Change in Manufact. Payrolls	Apr		9k	0k	--
	19:30	US	Unemployment Rate	Apr		3.8%	3.8%	--
	19:30	US	Average Hourly Earnings MoM	Apr		0.3%	0.3%	--
	19:30	US	Average Hourly Earnings YoY	Apr		4%	4.1%	--
	19:30	US	Average Weekly Hours All Employees	Apr		34.4	34.4	--
	19:30	US	Labor Force Participation Rate	Apr		--	62.7%	--
	19:30	US	Underemployment Rate	Apr		--	7.3%	--
	20:30	CA	S&P Global Canada Composite PMI	Apr		--	47	--
	20:30	CA	S&P Global Canada Services PMI	Apr		--	46.4	--
	20:45	US	S&P Global US Services PMI	Apr F		50.9	50.9	--
	20:45	US	S&P Global US Composite PMI	Apr F		--	50.9	--
	21:00	US	ISM Services Index	Apr		52	51.4	--
	21:00	US	ISM Services Prices Paid	Apr		--	53.4	--
	21:00	US	ISM Services Employment	Apr		--	48.5	--
	21:00	US	ISM Services New Orders	Apr		--	54.4	--
Sat/04-May-24	00:00	US	Baker Hughes U.S. Rig Count	3-May		--	--	--
	06:45	US	Fed's Goolsbee Participates in Panel Discussion					

OIL WTI – CL-JUN/USD (Exp. 17 May 2024)



RESISTANCE	83.58	
	82.57	
	80.84	
SUPPORT	78.10	
	77.09	
	75.36	
SUGGESTION	BUY	---
	SELL	79.50
	S/L	80.85
	T/P:	78.10 77.10

DATE	OPEN	HIGH	LOW	RANGE	CLOSE	CHANGE	PREVIOUS
May 01	81.47	81.56	78.82	2.74	79.11	↓ 2.42	81.53

WEEKLY		MAY		2024	
HIGH	LOW	HIGH	LOW	HIGH	LOW
83.90 (29/Apr)	78.82 (01/May)	81.56 (01/May)	78.82 (01/May)	87.63 (12/Apr)	69.30 (03/Jan)

GOLD (XAU/USD)



RESISTANCE	2383.93	
	2356.08	
	2337.24	
SUPPORT	2290.55	
	2262.70	
	2243.86	
SUGGESTION	BUY	2313.00
	SELL	---
	S/L	2290.00
	T/P:	2337.00 2356.00

DATE	OPEN	HIGH	LOW	RANGE	CLOSE	CHANGE	PREVIOUS
May 01	2286.05	2328.23	2281.54	46.69	2318.40	↑ 32.88	2285.52

WEEKLY		MAY		2024	
HIGH	LOW	HIGH	LOW	HIGH	LOW
2346.66 (29/Apr)	2281.54 (01/May)	2328.23 (01/May)	2281.54 (01/May)	2431.35 (12/Apr)	1989.97 (13/Feb)

SILVER – XAG/USD



DATE	OPEN	HIGH	LOW	RANGE	CLOSE	CHANGE	PREVIOUS
May 01	26.241	26.952	26.239	0.713	26.610	↑ 0.360	26.250

WEEKLY		MAY		2024	
HIGH	LOW	HIGH	LOW	HIGH	LOW
27.420 (29/Apr)	26.220 (30/Apr)	26.952 (01/May)	26.239 (01/May)	29.773 (12/Apr)	21.903 (22/Jan)

EUR/USD

Interest Rate: 4.50% (EU) / 5.25% - 5.50% (US)



DATE	OPEN	HIGH	LOW	RANGE	CLOSE	CHANGE	PREVIOUS
May 01	1.06669	1.07319	1.06487	83,2	1.07149	↑ 48,0	1.06669

WEEKLY		MAY		2024	
HIGH	LOW	HIGH	LOW	LOW	HIGH
1.07345 (30/Apr)	1.06487 (01/May)	1.07319 (01/May)	1.06487 (01/May)	1.10438 (02/Jan)	1.06003 (16/Apr)

All price & chart based on Valbury MT4 Platform

USDJPY

Interest Rate: 5.25% - 5.50% (US) / 0.00% (JP)



RESISTANCE	162.118	
	160.049	
	157.100	
SUPPORT	152.082	
	150.013	
	147.064	
SUGGESTION	BUY	---
	SELL	154.60
	S/L	157.10
	T/P:	152.10 150.00

DATE	OPEN	HIGH	LOW	RANGE	CLOSE	CHANGE	PREVIOUS
May 01	157.680	157.980	152.962	501,8	154.151	↓ 352,9	157.680

WEEKLY		MAY		2024	
HIGH	LOW	HIGH	LOW	HIGH	LOW
160.194 (29/Apr)	152.962 (01/May)	157.980 (01/May)	152.962 (01/May)	160.194 (29/Apr)	140.806 (02/Jan)

GBP/USD

Interest Rate: 5.25% (GB) / 5.25% - 5.50% (US)



RESISTANCE	1.26451	
	1.25971	
	1.25611	
SUPPORT	1.24771	
	1.24291	
	1.23931	
SUGGESTION	BUY	1.2515
	SELL	---
	S/L	1.2470
	T/P:	1.2585 1.2615

DATE	OPEN	HIGH	LOW	RANGE	CLOSE	CHANGE	PREVIOUS
May 01	1.24914	1.25491	1.24651	84,0	1.25251	↑ 33,7	1.24914

WEEKLY		MAY		2024	
HIGH	LOW	HIGH	LOW	HIGH	LOW
1.25684 (29/Apr)	1.24651 (01/May)	1.25491 (01/May)	1.24651 (01/May)	1.28926 (08/Mar)	1.22985 (22/Apr)

All price & chart based on Valbury MT4 Platform

USD/CHF

Interest Rate: 5.25% - 5.50% (US) / 1.50% (CH)



RESISTANCE	0.92859	
	0.92545	
	0.92072	
SUPPORT	0.91285	
	0.90971	
	0.90498	
SUGGESTION	BUY	---
	SELL	0.9175
	S/L	0.9215
	T/P:	0.9110 0.9085

DATE	OPEN	HIGH	LOW	RANGE	CLOSE	CHANGE	PREVIOUS
May 01	0.91892	0.92232	0.91445	78,7	0.91598	↓ 30,1	0.91899

WEEKLY		MAY		2024	
HIGH	LOW	HIGH	LOW	HIGH	LOW
0.92232 (01/May)	0.90873 (29/Apr)	0.92232 (01/May)	0.91445 (01/May)	0.92232 (01/May)	0.84012 (02/Jan)

AUD/USD

Interest Rate: 4.35% (AU) / 5.25% - 5.50% (US)



RESISTANCE	0.66288	
	0.65840	
	0.65540	
SUPPORT	0.64792	
	0.64344	
	0.64044	
SUGGESTION	BUY	0.6515
	SELL	---
	S/L	0.6480
	T/P:	0.6555 0.6585

DATE	OPEN	HIGH	LOW	RANGE	CLOSE	CHANGE	PREVIOUS
May 01	0.64740	0.65391	0.64643	74,8	0.65241	↑ 49,9	0.64742

WEEKLY		MAY		2024	
HIGH	LOW	HIGH	LOW	HIGH	LOW
0.65858 (29/Apr)	0.64643 (01/May)	0.65391 (01/May)	0.64643 (01/May)	0.68381 (02/Jan)	0.63612 (19/Apr)

All price & chart based on Valbury MT4 Platform

NZD/USD

Interest Rate: 5.50% (NZ) / 5.25% - 5.50% (US)



RESISTANCE	0.60187	
	0.59789	
	0.59529	
SUPPORT	0.58871	
	0.58471	
	0.58213	
SUGGESTION	BUY	0.5915
	SELL	---
	S/L	0.5885
	T/P:	0.5950 0.5980

DATE	OPEN	HIGH	LOW	RANGE	CLOSE	CHANGE	PREVIOUS
May 01	0.58897	0.59391	0.58733	65,8	0.59269	↑ 37,1	0.58898

WEEKLY		MAY		2024	
HIGH	LOW	HIGH	LOW	HIGH	LOW
0.59836 (29/Apr)	0.58733 (01/May)	0.59391 (01/May)	0.58733 (01/May)	0.63216 (02/Jan)	0.58512 (19/Apr)

USD/CAD

Interest Rate: 5.25% - 5.50% (US) / 5.00% (CA)



RESISTANCE	1.38562	
	1.38191	
	1.37765	
SUPPORT	1.36968	
	1.36597	
	1.36171	
SUGGESTION	BUY	---
	SELL	1.3740
	S/L	1.3775
	T/P:	1.3695 1.3660

DATE	OPEN	HIGH	LOW	RANGE	CLOSE	CHANGE	PREVIOUS
May 01	1.37737	1.37821	1.37024	79,7	1.37338	↓ 40,6	1.37744

WEEKLY		MAY		2024	
HIGH	LOW	HIGH	LOW	HIGH	LOW
1.37836 (30/Apr)	1.36309 (29/Apr)	1.37821 (01/May)	1.37024 (01/May)	1.38450 (16/Apr)	1.32277 (02/Jan)

All price & chart based on Valbury MT4 Platform

EURJPY

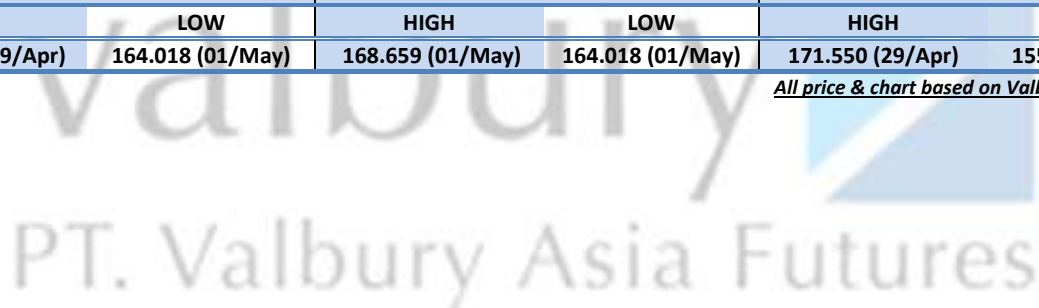
Interest Rate: 4.50% (EU) / 0.00% (JP)



DATE	OPEN	HIGH	LOW	RANGE	CLOSE	CHANGE	PREVIOUS
May 01	168.231	168.659	164.018	464,1	165.173	↓ 305,4	168.227

WEEKLY		MAY		2024	
HIGH	LOW	HIGH	LOW	HIGH	LOW
171.550 (29/Apr)	164.018 (01/May)	168.659 (01/May)	164.018 (01/May)	171.550 (29/Apr)	155.060 (02/Jan)

All price & chart based on Valbury MT4 Platform



Disclaimer

All contents of this report have been prepared by the Research Dept. of Valbury Asia Futures and are provided solely for informational purpose. We have taken reasonable measures to ensure the accuracy of the report, however, do not guarantee its accuracy and will not accept liability for any consequential loss or damage which may arise directly or indirectly from any use of the report.

Published by RESEARCH DEPARTMENT – PT VALBURY ASIA FUTURES
Menara Karya 9th Floor, Jl. HR Rasuna Said Blok X-5 Kav. 1-2 Jakarta 12950 Indonesia
Phone : +6221-25533777, Email: research@valbury.com