








Daily Outlook

GLOBAL MARKETS & ECONOMIES | WEEKLY ECONOMIC INDICATORS | CURRENCIES | PRECIOUS METAL | OIL |

“USD Menguat Menjelang FOMC Meeting”

Counter	News	Trend	Support	Resistance
 CLc1 (WTI)	OIL – Harga minyak turun sebesar 1% pada hari Selasa, memperpanjang kerugian dari hari Senin karena meningkatnya produksi minyak mentah AS serta harapan gencatan senjata Israel-Hamas. Resistance 82.89, support 80.56	↓	80.56	82.89
 XAUUSD	XAUUSD – Harga emas turun pada hari Selasa ke level terendah dalam satu minggu tetapi tetap berada di jalur untuk kenaikan bulanan ketiga berturut-turut menjelang pertemuan kebijakan Federal Reserve, terbebani oleh penguatan dolar dan imbal hasil Treasury AS yang lebih tinggi karena meningkatnya ekspektasi bahwa Fed harus mempertahankan suku bunga lebih lama setelah data ekonomi terbaru AS menunjukkan peningkatan risiko inflasi. Resistance 2319.48, support 2268.26	↓	2268.26	2319.48
 EURUSD	EURUSD – Harga turun karena USD menguat setelah data ekonomi menunjukkan biaya tenaga kerja AS meningkat lebih dari yang diperkirakan pada kuartal pertama di tengah kenaikan upah dan tunjangan mengkonfirmasi lonjakan inflasi di awal tahun yang kemungkinan akan menunda penurunan suku bunga yang telah lama dinanti-nantikan di akhir tahun ini. Resistance utama di 1.0712, support di 1.0642	↓	1.0642	1.0712
 USDJPY	USDJPY – Yen melemah terhadap USD pada hari Selasa, mengembalikan sebagian dari kenaikan tajamnya di hari sebelumnya yang dipicu oleh dugaan intervensi oleh pihak berwenang Jepang sementara data ekonomi AS mengenai biaya tenaga kerja mendukung penguatan dolar. Resistance 158.33, support 156.54	↑	156.54	158.33
 GBPUSD	GBPUSD – Harga turun karena USD naik setelah data ekonomi menunjukkan biaya tenaga kerja AS meningkat lebih dari yang diperkirakan pada kuartal pertama di tengah kenaikan upah dan tunjangan mengkonfirmasi lonjakan inflasi di awal tahun yang kemungkinan akan menunda penurunan suku bunga yang telah lama dinanti-nantikan di akhir tahun ini. Resistance utama 1.2540, support 1.2464	↓	1.2464	1.2540
 USDCHF	USDCHF – Harga naik karena USD menguat setelah data ekonomi menunjukkan biaya tenaga kerja AS meningkat lebih dari yang diperkirakan pada kuartal pertama di tengah kenaikan upah dan tunjangan mengkonfirmasi lonjakan inflasi di awal tahun yang kemungkinan akan menunda penurunan suku bunga yang telah lama dinanti-nantikan di akhir tahun ini. Resistance utama 0.9222, support 0.9128	↑	0.9128	0.9222
 AUDUSD	AUDUSD – Harga turun karena USD naik setelah data ekonomi menunjukkan biaya tenaga kerja AS meningkat lebih dari yang diperkirakan pada kuartal pertama di tengah kenaikan upah dan tunjangan mengkonfirmasi lonjakan inflasi di awal tahun yang kemungkinan akan menunda penurunan suku bunga yang telah lama dinanti-nantikan di akhir tahun ini. Resistance 0.6537, support 0.6441	↓	0.6441	0.6537

ECONOMIC INDICATORS

DATE	WIB	CT Y	INDICATORS	PER	ACTUAL	FORECAST	PREV.	REV.
Mon/29-Apr-24	ALL	JP	Bank Holiday (Showa Day)					
	16:00	EZ	Consumer Confidence	Apr F	-14.7	-14.7	-14.9	--
	16:00	EZ	Services Confidence	Apr	6	6.5	6.3	6.4
	16:00	EZ	Industrial Confidence	Apr	-10.5	-8.5	-8.8	-8.9
	16:00	EZ	Economic Confidence	Apr	95.6	96.9	96.3	96.2
	19:00	DE	CPI YoY	Apr P	2.2%	2.3%	2.2%	--
	19:00	DE	CPI MoM	Apr P	0.5%	0.6%	0.4%	--
	19:00	DE	CPI EU Harmonized MoM	Apr P	0.6%	0.6%	0.6%	--
	19:00	DE	CPI EU Harmonized YoY	Apr P	2.4%	2.3%	2.3%	--
Tue/30-Apr-24	06:30	JP	Jobless Rate	Mar	2.6%	2.5%	2.6%	--
	06:50	JP	Retail Sales YoY	Mar	1.2%	2.5%	4.6%	4.7%
	06:50	JP	Retail Sales MoM	Mar	1.6%	-0.2%	1.5%	-3.0%
	06:50	JP	Industrial Production MoM	Mar P	-3.2%	0.6%	-0.6%	2.9%
	06:50	JP	Industrial Production YoY	Mar P	-6.7%	-6.6%	-3.9%	--
	08:00	NZ	ANZ Business Confidence	Apr	14.9	--	22.9	--
	08:30	AU	Retail Sales MoM	Mar	-0.4%	0.2%	0.3%	0.2%
	08:30	CN	Composite PMI	Apr	51.7	--	52.7	--
	08:30	CN	Manufacturing PMI	Apr	50.4	50.3	50.8	--
	08:30	CN	Non-manufacturing PMI	Apr	51.2	52.2	53	--
	08:45	CN	Caixin China PMI Mfg	Apr	51.4	51	51.1	--
	12:00	JP	Housing Starts YoY	Mar	-12.8%	-7.6%	-8.2%	--
	12:00	JP	Annualized Housing Starts	Mar		0.801m	0.795m	--
	14:00	CH	KOF Leading Indicator	Apr	101.8	102.1	101.5	100.4
	14:55	DE	Unemployment Change (000's)	Apr	10k	7k	4k	--
	14:55	DE	Unemployment Claims Rate SA	Apr	5.9%	5.9%	5.9%	--
	15:00	DE	GDP SA QoQ	1Q P	0.2%	0.1%	-0.3%	-0.5%
	15:00	DE	GDP NSA YoY	1Q P	--	--	-0.4%	--
	15:00	DE	GDP WDA YoY	1Q P	-0.2%	-0.2%	-0.2%	--
	15:30	GB	Net Consumer Credit	Mar	1.577b	--	1.4b	1.429b
	15:30	GB	Consumer Credit YoY	Mar		--	8.7%	--
	16:00	EZ	CPI Estimate YoY	Apr	2.4%	2.4%	2.4%	--
	16:00	EZ	CPI MoM	Apr P	0.6%	0.6%	0.8%	--
	16:00	EZ	CPI Core YoY	Apr P	2.7%	2.6%	2.9%	--
	16:00	EZ	GDP SA QoQ	1Q A	0.3%	0.1%	0.0%	--
	16:00	EZ	GDP SA YoY	1Q A	0.4%	0.2%	0.1%	--
	18:00	GB	BOE Releases APF quarterly report					
	19:30	CA	GDP YoY	Feb		1.1%	0.9%	--
	19:30	CA	GDP MoM	Feb	0.2%	0.3%	0.6%	0.5%
	19:30	US	Employment Cost Index	1Q	1.2%	1%	0.9%	--
	20:00	US	FHFA House Price Index MoM	Feb	1.2%	0.1%	-0.1%	--
	20:00	US	S&P CoreLogic CS 20-City MoM SA	Feb	0.9%	0.1%	0.14%	-0.1%
20:00	US	S&P CoreLogic CS US HPI YoY NSA	Feb		--	6.03%	--	
20:00	US	S&P CoreLogic CS 20-City YoY NSA	Feb	7.3%	6.7%	6.59%	--	
21:00	US	Conf. Board Consumer Confidence	Apr	97.0	104.0	104.7	103.1	
21:00	US	Conf. Board Present Situation	Apr		--	151	--	
21:00	US	Conf. Board Expectations	Apr		--	73.8	--	
21:00	US	FOMC Begins Two-Day Meeting						
Wed/01-May-24	05:45	NZ	Unemployment Rate	1Q		4.3%	4%	--
	05:45	NZ	Employment Change QoQ	1Q		0.3%	0.4%	--
	05:45	NZ	Employment Change YoY	1Q		1.6%	2.4%	--
	05:45	NZ	Average Hourly Earnings QoQ	1Q		--	0.5%	--
	All	CN	Bank Holiday (Labor Day)					
	All	HK	Bank Holiday (Labor Day)					
	06:00	AU	Judo Bank Australia PMI Mfg	Apr F		--	49.9	--
	07:30	JP	Jibun Bank Japan PMI Mfg	Apr F		--	49.9	--
	15:30	GB	S&P Global UK Manufacturing PMI	Apr F		--	48.7	--
	All	DE	Bank Holiday (Labor Day)					
	All	CH	Bank Holiday (Labor Day)					
	19:15	US	ADP Employment Change	Apr		185k	184k	--
	20:30	CA	S&P Global Canada Manufacturing PMI	Apr		--	49.8	--
	20:45	US	S&P Global US Manufacturing PMI	Apr F		49.9	49.9	--
	21:00	US	Construction Spending MoM	Mar		0.3%	-0.3%	--
	21:00	US	JOLTS Job Openings	Mar		8725k	8756k	--
	21:00	US	ISM Manufacturing	Apr		50.1	50.3	--
21:00	US	ISM Prices Paid	Apr		--	55.8	--	
21:00	US	ISM New Orders	Apr		--	51.4	--	
21:00	US	ISM Employment	Apr		--	47.4	--	

	21:30	US	DOE U.S. Crude Oil Inventories	26-Apr		--	-6368k	--
	21:30	US	DOE Cushing OK Crude Inventory	26-Apr		--	-659k	--
	21:30	US	DOE U.S. Gasoline Inventories	26-Apr		--	-634k	--
	21:30	US	DOE U.S. Distillate Inventory	26-Apr		--	1614k	--
	21:30	US	DOE U.S. Refinery Utilization	26-Apr		--	0.4%	--
Thu/02-May-24	01:00	US	FOMC Rate Decision (Upper Bound)	1-May		5.50%	5.50%	--
	01:00	US	FOMC Rate Decision (Lower Bound)	1-May		5.25%	5.25%	--
	01:00	US	Interest on Reserve Balances Rate	2-May		--	5.40%	--
	01:00	US	FOMC Ends Two-Day Meeting					
	01:30	US	Fed Chair Powell Holds Post-Meeting Press Conference					
	All	CN	Bank Holiday (Labor Day)					
	06:50	JP	BOJ Minutes of March Meeting					
	08:30	AU	Imports MoM	Mar		--	4.8%	--
	08:30	AU	Trade Balance	Mar		A\$7400m	A\$7280m	--
	08:30	AU	Exports MoM	Mar		--	-2.2%	--
	12:00	JP	Consumer Confidence Index	Apr		39.7	39.5	--
	13:30	CH	CPI YoY	Apr		--	1%	--
	13:30	CH	CPI MoM	Apr		--	0.0%	--
	13:30	CH	CPI EU Harmonized MoM	Apr		--	-0.1%	--
	13:30	CH	CPI EU Harmonized YoY	Apr		--	1.1%	--
	13:30	CH	CPI Core YoY	Apr		--	1%	--
	13:30	CH	Retail Sales Real YoY	Mar		--	-0.2%	--
	14:30	CH	PMI Manufacturing	Apr		--	45.2	--
	14:30	CH	PMI Services	Apr		--	47.6	--
	14:55	DE	HCOB Germany Manufacturing PMI	Apr F		--	42.2	--
	15:00	EZ	HCOB Eurozone Manufacturing PMI	Apr F		--	45.6	--
	15:30	HK	GDP SA QoQ	1Q A		--	0.4%	--
	15:30	HK	GDP YoY	1Q A		--	4.3%	--
	16:00	EZ	OECD Publishes Economic Outlook					
	19:30	US	Trade Balance	Mar		-\$69.0b	-\$68.9b	--
	19:30	US	Nonfarm Productivity	1Q P		1.5%	3.2%	--
	19:30	US	Unit Labor Costs	1Q P		2%	0.4%	--
	19:30	US	Initial Jobless Claims	27-Apr		--	207k	--
	19:30	US	Continuing Claims	20-Apr		--	1781k	--
	21:00	US	Factory Orders	Mar		1.6%	1.4%	--
	21:00	US	Factory Orders Ex Trans	Mar		--	1.1%	--
	21:00	US	Durable Goods Orders	Mar F		--	2.6%	--
	21:00	US	Durables Ex Transportation	Mar F		--	0.2%	--
	21:00	US	Cap Goods Orders Nondef Ex Air	Mar F		--	0.2%	--
	21:00	US	Cap Goods Ship Nondef Ex Air	Mar F		--	0.2%	--
Fri/03-May-24	06:00	AU	Judo Bank Australia PMI Composite	Apr F		--	53.6	--
	06:00	AU	Judo Bank Australia PMI Services	Apr F		--	54.2	--
	All	CN	Bank Holiday (Labor Day)					
	All	JP	Bank Holiday (Contitution Day)					
	15:30	HK	Retail Sales Volume YoY	Mar		--	0.5%	--
	15:30	HK	Retail Sales Value YoY	Mar		--	1.9%	--
	15:30	GB	Official Reserves Changes	Apr		--	\$2310m	--
	15:30	GB	S&P Global UK Services PMI	Apr F		--	54.9	--
	15:30	GB	S&P Global UK Composite PMI	Apr F		--	54	--
	16:00	EZ	Unemployment Rate	Mar		--	6.5%	--
	19:30	US	Two-Month Payroll Net Revision	Apr		--	22k	--
	19:30	US	Change in Nonfarm Payrolls	Apr		250k	303k	--
	19:30	US	Change in Private Payrolls	Apr		200k	232k	--
	19:30	US	Change in Manufact. Payrolls	Apr		9k	0k	--
	19:30	US	Unemployment Rate	Apr		3.8%	3.8%	--
	19:30	US	Average Hourly Earnings MoM	Apr		0.3%	0.3%	--
	19:30	US	Average Hourly Earnings YoY	Apr		4%	4.1%	--
	19:30	US	Average Weekly Hours All Employees	Apr		34.4	34.4	--
	19:30	US	Labor Force Participation Rate	Apr		--	62.7%	--
	19:30	US	Underemployment Rate	Apr		--	7.3%	--
	20:30	CA	S&P Global Canada Composite PMI	Apr		--	47	--
	20:30	CA	S&P Global Canada Services PMI	Apr		--	46.4	--
	20:45	US	S&P Global US Services PMI	Apr F		50.9	50.9	--
	20:45	US	S&P Global US Composite PMI	Apr F		--	50.9	--
	21:00	US	ISM Services Index	Apr		52	51.4	--
	21:00	US	ISM Services Prices Paid	Apr		--	53.4	--
	21:00	US	ISM Services Employment	Apr		--	48.5	--
	21:00	US	ISM Services New Orders	Apr		--	54.4	--
Sat/04-May-24	00:00	US	Baker Hughes U.S. Rig Count	3-May		--	--	--
	06:45	US	Fed's Goolsbee Participates in Panel Discussion					

OIL WTI – CL-JUN/USD

(Exp. 17 May 2024)



RESISTANCE	85.22	
	84.25	
	82.89	
SUPPORT	80.56	
	79.59	
	78.23	
SUGGESTION	BUY	---
	SELL	81.75
	S/L	82.90
	T/P:	80.55 79.60

DATE	OPEN	HIGH	LOW	RANGE	CLOSE	CHANGE	PREVIOUS
Apr 30	82.77	83.28	80.95	2.33	81.53	↓ 1.20	82.73

WEEKLY		APRIL		2024	
HIGH	LOW	HIGH	LOW	HIGH	LOW
83.90 (29/Apr)	80.95 (30/Apr)	87.63 (12/Apr)	80.71 (22/Apr)	87.63 (12/Apr)	69.30 (03/Jan)

GOLD (XAU/USD)



RESISTANCE	2370.70	
	2353.45	
	2319.48	
SUPPORT	2268.26	
	2251.01	
	2217.01	
SUGGESTION	BUY	---
	SELL	2294.00
	S/L	2319.00
	T/P:	2268.00 2251.00

DATE	OPEN	HIGH	LOW	RANGE	CLOSE	CHANGE	PREVIOUS
Apr 30	2334.17	2336.19	2284.97	51.22	2285.52	↓ 49.71	2335.23

WEEKLY		APRIL		2024	
HIGH	LOW	HIGH	LOW	HIGH	LOW
2346.66 (29/Apr)	2284.97 (30/Apr)	2431.35 (12/Apr)	2228.35 (01/Apr)	2431.35 (12/Apr)	1989.97 (13/Feb)

SILVER – XAG/USD



RESISTANCE	27.742	
	27.431	
	26.841	
SUPPORT	25.940	
	25.629	
	25.039	
SUGGESTION	BUY	---
	SELL	26.40
	S/L	26.85
	T/P:	25.95 25.60

DATE	OPEN	HIGH	LOW	RANGE	CLOSE	CHANGE	PREVIOUS
Apr 30	27.095	27.121	26.220	0.901	26.250	↓ 0.864	27.114

WEEKLY		APRIL		2024	
HIGH	LOW	HIGH	LOW	HIGH	LOW
27.420 (29/Apr)	26.220 (30/Apr)	29.773 (12/Apr)	24.719 (01/Apr)	29.773 (12/Apr)	21.903 (22/Jan)

EUR/USD

Interest Rate: 4.50% (EU) / 5.25% - 5.50% (US)



RESISTANCE	1.07833	
	1.07589	
	1.07129	
SUPPORT	1.06425	
	1.06181	
	1.05721	
SUGGESTION	BUY	---
	SELL	1.0680
	S/L	1.0715
	T/P:	1.0645 1.0615

DATE	OPEN	HIGH	LOW	RANGE	CLOSE	CHANGE	PREVIOUS
Apr 30	1.07205	1.07345	1.06641	70,4	1.06669	↓ 53,7	1.07206

WEEKLY		APRIL		2024	
HIGH	LOW	HIGH	LOW	LOW	HIGH
1.07345 (30/Apr)	1.06641 (30/Apr)	1.08842 (09/Apr)	1.06003 (16/Apr)	1.10438 (02/Jan)	1.06003 (16/Apr)

All price & chart based on Valbury MT4 Platform

USDJPY

Interest Rate: 5.25% - 5.50% (US) / 0.00% (JP)



DATE	OPEN	HIGH	LOW	RANGE	CLOSE	CHANGE	PREVIOUS
Apr 30	156.240	157.840	156.051	178,9	157.680	↑ 143,5	156.245

WEEKLY		APRIL		2024	
HIGH	LOW	HIGH	LOW	HIGH	LOW
160.194 (29/Apr)	154.499 (29/Apr)	160.194 (29/Apr)	150.802 (05/Apr)	160.194 (29/Apr)	140.806 (02/Jan)

GBP/USD

Interest Rate: 5.25% (GB) / 5.25% - 5.50% (US)



DATE	OPEN	HIGH	LOW	RANGE	CLOSE	CHANGE	PREVIOUS
Apr 30	1.25606	1.25633	1.24873	76,0	1.24914	↓ 69,3	1.25607

WEEKLY		APRIL		2024	
HIGH	LOW	HIGH	LOW	HIGH	LOW
1.25684 (29/Apr)	1.24873 (30/Apr)	1.27083 (09/Apr)	1.22985 (22/Apr)	1.28926 (08/Mar)	1.22985 (22/Apr)

All price & chart based on Valbury MT4 Platform

USD/CHF

Interest Rate: 5.25% - 5.50% (US) / 1.50% (CH)



RESISTANCE	0.93176	
	0.92559	
	0.92229	
SUPPORT	0.91282	
	0.90665	
	0.90335	
SUGGESTION	BUY	0.9175
	SELL	---
	S/L	0.9130
	T/P:	0.9220 0.9255

DATE	OPEN	HIGH	LOW	RANGE	CLOSE	CHANGE	PREVIOUS
Apr 30	0.90998	0.91942	0.90995	94,7	0.91899	↑ 90,1	0.90998

WEEKLY		APRIL		2024	
HIGH	LOW	HIGH	LOW	HIGH	LOW
0.91942 (30/Apr)	0.90873 (29/Apr)	0.91942 (30/Apr)	0.89968 (05/Apr)	0.91942 (30/Apr)	0.84012 (02/Jan)

AUD/USD

Interest Rate: 4.35% (AU) / 5.25% - 5.50% (US)



RESISTANCE	0.66332	
	0.66000	
	0.65371	
SUPPORT	0.64410	
	0.64078	
	0.63449	
SUGGESTION	BUY	---
	SELL	0.6490
	S/L	0.6540
	T/P:	0.6440 0.6405

DATE	OPEN	HIGH	LOW	RANGE	CLOSE	CHANGE	PREVIOUS
Apr 30	0.65660	0.65668	0.64707	96,1	0.64742	↓ 91,6	0.65658

WEEKLY		APRIL		2024	
HIGH	LOW	HIGH	LOW	HIGH	LOW
0.65858 (29/Apr)	0.64707 (30/Apr)	0.66442 (09/Apr)	0.63612 (19/Apr)	0.68381 (02/Jan)	0.63612 (19/Apr)

All price & chart based on Valbury MT4 Platform

NZD/USD

Interest Rate: 5.50% (NZ) / 5.25% - 5.50% (US)



RESISTANCE	0.60447	
	0.60117	
	0.59507	
SUPPORT	0.58567	
	0.58237	
	0.57627	
SUGGESTION	BUY	---
	SELL	0.5905
	S/L	0.5950
	T/P:	0.5855 0.5825

DATE	OPEN	HIGH	LOW	RANGE	CLOSE	CHANGE	PREVIOUS
Apr 30	0.59761	0.59786	0.58846	94,0	0.58898	↓ 86,2	0.59760

WEEKLY		APRIL		2024	
HIGH	LOW	HIGH	LOW	HIGH	LOW
0.59836 (29/Apr)	0.58846 (30/Apr)	0.60819 (10/Apr)	0.58512 (19/Apr)	0.63216 (02/Jan)	0.58512 (19/Apr)

USD/CAD

Interest Rate: 5.25% - 5.50% (US) / 5.00% (CA)



RESISTANCE	1.39451	
	1.38643	
	1.38194	
SUPPORT	1.36937	
	1.36129	
	1.35680	
SUGGESTION	BUY	1.3755
	SELL	---
	S/L	1.3690
	T/P:	1.3820 1.3865

DATE	OPEN	HIGH	LOW	RANGE	CLOSE	CHANGE	PREVIOUS
Apr 30	1.36595	1.37836	1.36579	125,7	1.37744	↑ 114,1	1.36603

WEEKLY		APRIL		2024	
HIGH	LOW	HIGH	LOW	HIGH	LOW
1.37836 (30/Apr)	1.36309 (29/Apr)	1.38450 (16/Apr)	1.34769 (04/Apr)	1.38450 (16/Apr)	1.32277 (02/Jan)

All price & chart based on Valbury MT4 Platform

EURJPY

Interest Rate: 4.50% (EU) / 0.00% (JP)

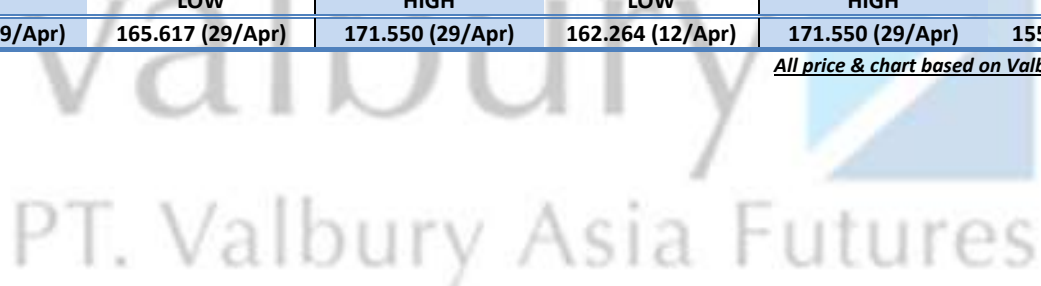


RESISTANCE	170.197	
	169.396	
	168.811	
SUPPORT	167.425	
	166.624	
	166.039	
SUGGESTION	BUY	168.10
	SELL	---
	S/L	167.40
	T/P:	168.80 169.40

DATE	OPEN	HIGH	LOW	RANGE	CLOSE	CHANGE	PREVIOUS
Apr 30	167.423	168.594	167.208	138,6	168.227	↑ 80,5	167.422

WEEKLY		APRIL		2024	
HIGH	LOW	HIGH	LOW	HIGH	LOW
171.550 (29/Apr)	165.617 (29/Apr)	171.550 (29/Apr)	162.264 (12/Apr)	171.550 (29/Apr)	155.060 (02/Jan)

All price & chart based on Valbury MT4 Platform



Disclaimer

All contents of this report have been prepared by the Research Dept. of Valbury Asia Futures and are provided solely for informational purpose. We have taken reasonable measures to ensure the accuracy of the report, however, do not guarantee its accuracy and will not accept liability for any consequential loss or damage which may arise directly or indirectly from any use of the report.

Published by RESEARCH DEPARTMENT – PT VALBURY ASIA FUTURES
Menara Karya 9th Floor, Jl. HR Rasuna Said Blok X-5 Kav. 1-2 Jakarta 12950 Indonesia
Phone : +6221-25533777, Email: research@valbury.com