

valbury 
PT. Valbury Asia Futures



Menara Karya Lt. 9, Jakarta – Indonesia

WEEKLY MARKET UPDATE

26 – 30 Agustus 2024

Dibuat Oleh:
Valbury Research & Development Department

www.valbury.co.id

WEEKLY MARKET UPDATE

- **Selama sepekan terakhir, pergerakan indeks dollar AS kembali melemah sekitar -1.68% ke area level 100.67.** Pelemahan ini merupakan lanjutan selama 5 pekan berturut – turut, dimana total indeks dollar sudah terkoreksi sebesar -3.57%.

Pidato gubernur bank sentral pada hari jumat 23 Agustus 2024 yang mengisyaratkan The Fed akan mempertimbangkan bersikap dovish sambil melihat data makro lainnya. Rilis data pertumbuhan ekonomi GDP yang akan dirilis pada pekan ini diprediksi akan membuat indeks dollar DXY kembali tertekan. Terlebih lagi laporan inflasi PCE.

- **Pergerakan dari rivalitas US Dollar kompak alami penguatan. Dimana EURUSD terlihat menguat sebanyak +1.47% ke level \$1.1190.** Euro terlihat mempertahankan pola uptrend setelah pekan lalu juga menguat.

GBPUSD juga terlihat menguat sebesar +2.07% ke level 1.3210. Poundsterling juga sukses mempertahankan pola uptrend setelah pekan lalu juga alami penguatan.


















Dan Japanese Yen juga menguat. Dimana USDJPY selama sepekan terkoreksi sebesar -2.17% ke level 144. Jika pekan ini Indeks Dollar kembali tertekan, maka JPY berpotensi menguji level support nya di area 141.60 kembali.

WEEKLY MARKET UPDATE

- **Dari sektor komoditas bergerak cukup bervariasi.** Dimana divergence terjadi antara pergerakan indeks dollar dan harga emas XAUUSD. Dimana selama sepekan terakhir harga emas menguat tipis sekitar +0.16% ke level 2510. Namun XAUUSD sempat menyentuh level tertinggi sepanjang sejarah (ATH) di level \$2531 dan langsung terekoreksi hingga ke \$2470. Sedangkan harga silver XAGUSD selama sepekan bergerak menguat sebanyak +2.94% ke level \$29.81. Namun harga crude oil CLR terlihat kembali tertekan sebesar -0.94% ke level \$74.97. Data perubahan inventori crude oil AS yang di rilis oleh EIA, menunjukkan crude oil berpotensi alami penguatan pada pekan depan.
- **Ketiga indeks saham Amerika Serikat kompak menguat sepekan terakhir.** Dimana indeks Dow Jones menguat sebanyak +1.17% ke level 41252. Indeks S&P 500 juga bertambah +1.33% ke level 5649. Dan indeks Nasdaq juga menguat sebanyak +0.94% ke level 19780. Kenaikkan indeks saham bukan hanya terjadi Amerika Serikat, namun indeks di beberapa belahan dunia lainnya juga alami penguatan, seperti indeks Hang Seng menguat +0.56%, indeks Nikkei melemah -0.34% serta indeks saham di Eropa, Hongkong dan United Kingdom juga alami penguatan. Sikap Dovish The Fed pada bulan depan nampaknya sudah diantisipasi oleh pelaku pasar dengan menambah bobot portofolio di sektor ekuitas.






WEEKLY MARKET PERFORMANCE

*asset performance from Aug 19 - 23 Aug, 2024

	AUD / USD		1.89%
	EUR / USD		1.47%
	GBP / USD		2.07%
	NZD / USD		3.00%
	USD / CAD		-1.23%
	USD / CHF		-2.08%
	USD / JPY		-2.17%
	AUD / NZD		-1.04%
	AUD / JPY		-0.34%

WEEKLY MARKET PERFORMANCE

*asset performance from

	EUR / AUD		-0.40%
	CHF / JPY		-0.09%
	EUR / CAD		0.23%
	EUR / GBP		-0.61%
	EUR / JPY		-0.73%
	GBP / AUD		0.15%
	GBP / CHF		-0.09%
	GBP / JPY		-0.14%
	NZD / JPY		0.72%

WEEKLY MARKET PERFORMANCE

*asset performance from

	XAU / USD		0.16%
	XAG / USD		2.94%
	CLR		-0.94%
	NASDAQ		0.94%
	NIKKEI		-0.34%
	S&P 500		1.33%
	DOW JONES		1.17%
	HANGSENG		0.56%

WEEKLY MARKET PERFORMANCE



STRADDLE STRATEGY

Buy		Sell	
1.11850		1.13500	
Stop Loss	Take Profit	Stop Loss	Take Profit
1.11450	1.13350	1.13900	1.12450

WEEKLY MARKET PERFORMANCE



STRADDLE STRATEGY

Buy		Sell	
1.32000		1.34000	
Stop Loss	Take Profit	Stop Loss	Take Profit
1.31600	1.33600	1.34400	1.32900

WEEKLY MARKET PERFORMANCE



STRADDLE STRATEGY

Buy		Sell	
2500.00		2558.00	
Stop Loss	Take Profit	Stop Loss	Take Profit
2475.00	2548.00	2583.00	2529.00

MARKET DRIVERS

26 Aug -15:00 WIB



EUR – German IFO Business Climate

Consensus

86.0

Previous

87.0

26 Aug -19:30 WIB



USD – Durable Goods Orders

Consensus

4.0%

Previous

-6.7%

27 Aug -21:00 WIB



USD – CB Consumer Confidence

Consensus

100.2

Previous

100.3

MARKET DRIVERS

28 Aug -08:30 WIB



AUD - CPI Y/Y

Consensus
3.4%

Previous
3.8%

29 Aug -19:30 WIB



USD - Prelim GDP Q/Q

Consensus
2.8%

Previous
2.8%

29 Aug - 19:30 WIB



USD - Initial Jobless Claims

Consensus
234K

Previous
232K

MARKET DRIVERS

30 Aug -16:00 WIB



EUR – Euro Zone CPI Y/Y

Consensus
2.2%

Previous
2.6%

30 Aug -19:00 WIB



USD – Core PCE Price Index M/M

Consensus
0.2%

Previous
0.2%

Consensus

Previous

valbury

PT. Valbury Asia Futures



@valbury_futures



Valbury Asia Futures

Disclaimer:

This document is prepared by Valbury Asia Futures, this is for information purposes only, and is not, by itself, intended for anyone other than the recipient. It is not an offer or a solicitation to deal in any of the investment products referred to herein or to enter into any legal relations, nor an advice or by itself a recommendation with respect to such investment products. It does not have regard to the specific investment objectives, investment experience, financial situation and the particular needs of any recipient or customer. Customers should exercise caution in relation to any potential investment.

Customers should independently evaluate each investment product and consider the suitability of such investment product, taking into account customer's own specific investment objectives, investment experience, financial situation and/or particular needs. Customers will need to decide on their own as to whether or not the contents of this document are suitable for them. If a customer is in doubt about the contents of this document and/or the suitability of any investment products mentioned in this document for the customer, the customer should obtain independent financial, legal and/or tax advice from its professional advisers as necessary, before proceeding to make any investments.

Investments in financial instruments or other products carry significant risk, including the possible loss of the principal amount invested. Financial instruments or other products denominated in a foreign currency are subject to exchange rate fluctuations, which may have an adverse effect on the price or value of an investment in such products.