

valbury 
PT. Valbury Asia Futures



Menara Karya Lt. 9, Jakarta – Indonesia

WEEKLY MARKET UPDATE

22 Juli – 26 Juli 2024

Dibuat Oleh:
Valbury Research & Development Department

www.valbury.co.id

WEEKLY MARKET UPDATE

- Selama sepekan indeks Dollar DXY terlihat berhasil recovery kendati terbatas, atau menguat tipis sebesar +0.27% di atas area level 104 tepatnya 104.365. **Indeks dollar berhenti melemah selama dua pekan terakhir yang sempat terkoreksi cukup signifikan sebesar 1.83%.**

Isi kampanye dari Kandidat presiden AS, Donald Trump, yang mengusung kuat visi American First dengan strategi memotong pajak dan meningkatkan tarif impor, dinilai pelaku pasar bisa membuat inflasi berada di posisi yang tinggi. Hal tersebut yang membuat penahanan koreksi lebih dalam dari indeks dollar DXY.

- Selama sepekan terakhir harga emas akhirnya gagal menjaga trend bullish nya selama 3 minggu terakhir. Dimana sepekan terakhir harga emas XAUUSD yang sempat menyentuh All Time High \$ 2.483 harus rela memangkas penguatan dengan melemah dan kembali berada di bawah \$2.400, ke area level \$2.398.

Kenaikkan harga emas akhirnya terkoreksi selama 3 hari terakhir di akhir perdagangan pekan kemarin. Hal ini disebabkan oleh isi pidato gubernur bank sentral, The Fed, Jerome Powell yang mengatakan bahwa mereka tidak harus menunggu tingkat infkasi di 2% untuk bersikap Dovish. Oleh karena itu harga emas sempat tertekan selama beberapa hari terakhir.

WEEKLY MARKET UPDATE

- **Indeks saham Amerika Serikat hasilnya sesuai dengan prediksi, dimana akan bergerak bervariasi.** Dimana selama sepekan terakhir indeks Dow Jones bergerak menguat sebesar 0.65% di level 40665. Sedangkan indeks S&P 500 dan Nasdaq kompak melemah, masing terkoreksi sebanyak -1.96% di level 5547 dan -3.95% di level 19697.

Terlihat para investor sudah mulai merotasi portofolio saham mereka dari Growth Stock ke Valuable Stock. Hal ini tercermin dari indeks Russel 2000 yang berisi saham middle – small cap yang selama empat pekan terakhir menguat cukup signifikan.

- **Indeks saham Asia selama sepekan terakhir kompak bergerak melemah. Dimana indeks Hang Seng terkoreksi cukup signifikan sebesar -5.06% ke area level 17448. Dan indeks Nikkei juga melemah sebesar -3.80% ke area level 39620.**

Saham – saham berbasis semikonduktor yang berkorelas dengan AI terlihat melemah yang membebani pergerakan indeks saham China dan Jepang. Hal ini karena dampak kebijakan yang akan diterapkan oleh Amerika Serikat, Kanada dan Eropa yang akan menaikkan tarif impor. Hal ini yang membuat pelaku pasar melakukan aksi profit taking dan menekan kinerja indeks.


















WEEKLY MARKET PERFORMANCE

*asset performance from Jul 15 - 19, 2024

	AUD / USD		-1.45%
	EUR / USD		-0.21%
	GBP / USD		0.58%
	NZD / USD		-1.80%
	USD / CAD		0.68%
	USD / CHF		-0.64%
	USD / JPY		-0.33 %
	AUD / NZD		0.34%
	AUD / JPY		-1.75%









WEEKLY MARKET PERFORMANCE

*asset performance from

	EUR / AUD		1.23%
	CHF / JPY		0.37%
	EUR / CAD		0.43%
	EUR / GBP		0.35%
	EUR / JPY		-0.54%
	GBP / AUD		0.92%
	GBP / CHF		-1.20%
	GBP / JPY		-0.84%
	NZD / JPY		-2.04%

WEEKLY MARKET PERFORMANCE

*asset performance from

	XAU / USD	-0.54%
	XAG / USD	-5.13%
	CLR	-4.34%
	NASDAQ	-3.95%
	NIKKEI	-3.80%
	S&P 500	-1.96%
	DOW JONES	0.65%
	HANGSENG	-5.06%

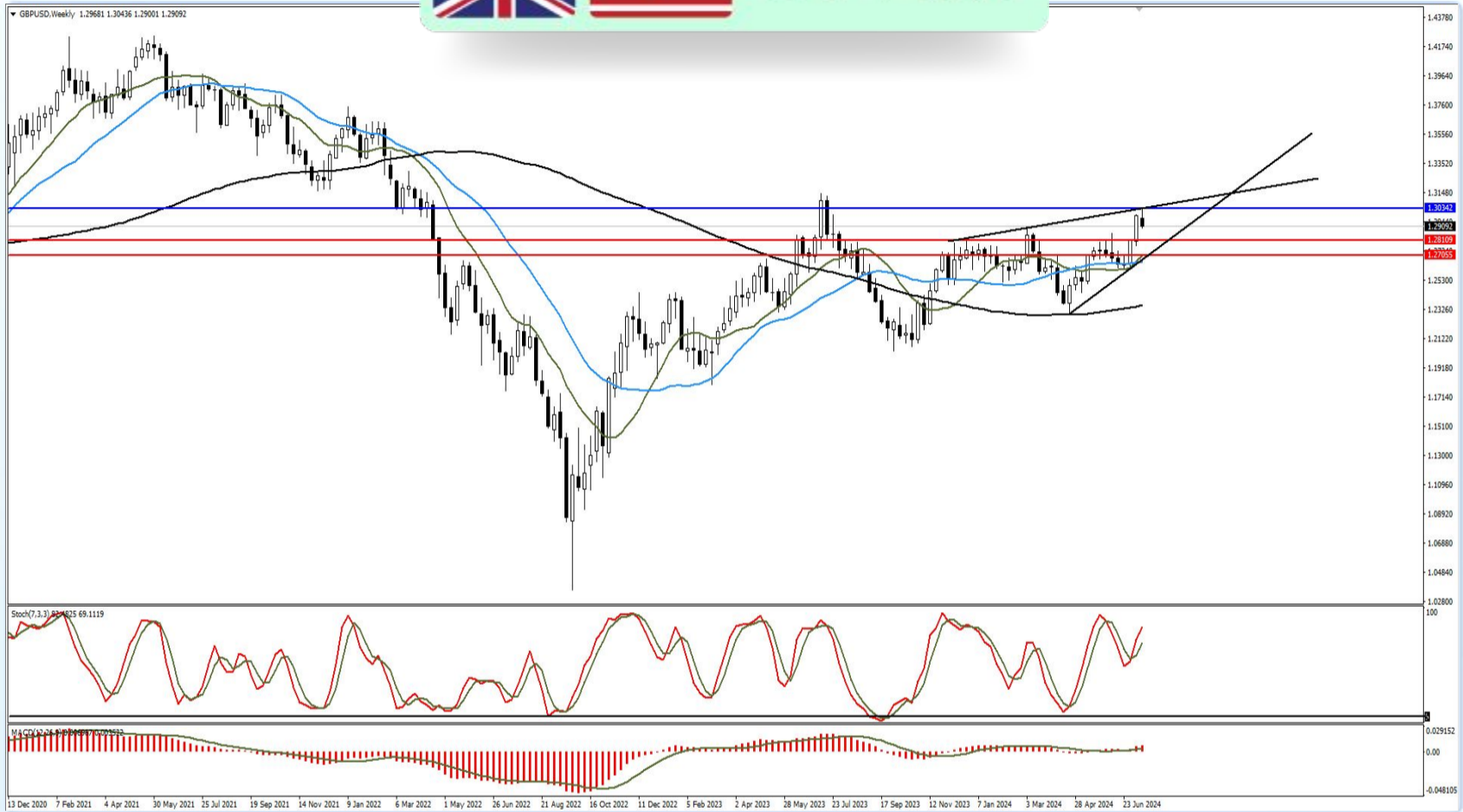
WEEKLY MARKET PERFORMANCE



STRADDLE STRATEGY

Buy		Sell	
1.08200		1.09550	
Stop Loss	Take Profit	Stop Loss	Take Profit
1.07700	1.09300	1.10000	1.08600

WEEKLY MARKET PERFORMANCE



STRADDLE STRATEGY

Buy		Sell	
1.29000		1.30650	
Stop Loss	Take Profit	Stop Loss	Take Profit
1.28500	1.30300	1.31100	1.2940

WEEKLY MARKET PERFORMANCE



STRADDLE STRATEGY

Buy		Sell	
2380.00		2450.00	
Stop Loss	Take Profit	Stop Loss	Take Profit
2360.00	2430.00	2475.00	2410.00

MARKET DRIVERS

24 Juli - 20.45 WIB



CAD – BOC Rate Decision

Consensus
4.50%

Previous
4.757%

24 Juli - 20.45 WIB



USD – Flash Manufacturing PMI

Consensus
51.5

Previous
51.6

24 Juli - 20.45 WIB



USD – Flash Services PMI

Consensus
55.0

Previous
55.3

MARKET DRIVERS

25 Juli - 19.30 WIB



USD – Advance GDP Q/Q

Consensus
2.0%

Previous
1.4%

25 Juli - 19.30 WIB



USD – Durable Goods Orders M/M

Consensus
0.3%

Previous
0.1%

26 Juli - 19.30 WIB



USD – Core PCE Price Index M/M

Consensus
0.2%

Previous
0.1%

valbury

PT. Valbury Asia Futures



@valbury_futures



Valbury Asia Futures

Disclaimer:

This document is prepared by Valbury Asia Futures, this is for information purposes only, and is not, by itself, intended for anyone other than the recipient. It is not an offer or a solicitation to deal in any of the investment products referred to herein or to enter into any legal relations, nor an advice or by itself a recommendation with respect to such investment products. It does not have regard to the specific investment objectives, investment experience, financial situation and the particular needs of any recipient or customer. Customers should exercise caution in relation to any potential investment.

Customers should independently evaluate each investment product and consider the suitability of such investment product, taking into account customer's own specific investment objectives, investment experience, financial situation and/or particular needs. Customers will need to decide on their own as to whether or not the contents of this document are suitable for them. If a customer is in doubt about the contents of this document and/or the suitability of any investment products mentioned in this document for the customer, the customer should obtain independent financial, legal and/or tax advice from its professional advisers as necessary, before proceeding to make any investments.

Investments in financial instruments or other products carry significant risk, including the possible loss of the principal amount invested. Financial instruments or other products denominated in a foreign currency are subject to exchange rate fluctuations, which may have an adverse effect on the price or value of an investment in such products.