

valbury   
PT. Valbury Asia Futures



Menara Karya Lt. 9, Jakarta – Indonesia

# WEEKLY MARKET UPDATE

15 Juli – 19 Juli 2024

Dibuat Oleh:  
Valbury Research & Development Department

[www.valbury.co.id](http://www.valbury.co.id)

## WEEKLY MARKET UPDATE

- Selama sepekan terakhir, indeks Dollar DXY lanjutkan trend pelemahan. Dimana terkoreksi sebesar  $-0.39\%$  ke area level 104.47. Jadi selama dua pekan terakhir indeks Dollar DXY sudah terkoreksi sekitar  $-1.47\%$ .

**Pelemahan indeks Dollar DXY di dorong oleh data CPI dan Inflation Rate yang ternyata lebih rendah dari Consensus.** Selain itu isi pidato J.Powell pada pekan lalu yang mengisyaratkan bahwa dengan sudah menandainya tingkat inflasi serta melunaknya data ketenagakerjaan membuat membuat The Fed akan mulai mempertimbangkan sikap Dovish sambil mengamati data penting lainnya.

- **Rival US Dollar pada pekan ini kompak menguat.** Dimana Euro terhadap Dollar menguat sebanyak  $+0.35\%$ . Poundsterling terhadap Dollar juga bertambah sebesar  $+0.89\%$ . Dan Japanese Yen juga menguat sebesar  $+0.98\%$ .

Pelemahan indeks Dollar DXY serta narasi Higher for Longer oleh The Fed yang sebentar lagi akan berakhir membuat kinerja rivalitas dollar kompak mengalami penguatan.

Ditambah lagi penanda berakhirnya kebijakan pengetatan The Fed adanya penurunan imbal hasil obligasi pemerintah Amerika.

## WEEKLY MARKET UPDATE

- **Pergerakan komoditas pada pekan lalu bergerak bervariasi.** Dimana harga Emas XAUUSD berhasil mempertahankan uptrend tiga pekan dan menguat +0.60% pekan terakhir. Penguatan harga emas ditopang oleh Demand yang masih tinggi dan Job Data yang ternyata dibawah prediksi.












Namun harga Silver XAGUSD terkoreksi sebanyak -1.42%. Perang dingin global yang berlanjut, membuat aktifitas manufaktur menjadi terbatas dan membuat harga silver koreksi. Sementara harga Minyak CLR terus lanjutkan penguatan dan menguat sebanyak +0.26%. Dengan begitu harga minyak berhasil membuktikan kenaikan berturut selama lima pekan, dengan total kenaikan sebesar +10.49%.

- Pergerakan indeks Saham Amerika Serikat bergerak bervariasi. Dimana selama sepekan terakhir indeks Dow Jones menguat sebesar +0.96%. Dan indeks S&P 500 terus mencatatkan rekor baru level ATH-nya. S&P 500 menguat sebesar +0.35%.

**Sementara indeks Nasdaq terkoreksi sebesar -1.00%.** Penurunan saham MegaCap seperti Apple -2.3%, Microsoft -2.5%, Nvidia -5.6%, Meta -4.1% serta Tesla -8.4% turut menekan kinerja indeks Nasdaq yang banyak di sektor Technology. Faktor valuasi yang sudah overvalued membuat investor melakukan aksi profit taking.

















## WEEKLY MARKET PERFORMANCE

\*asset performance from May 13 - 17, 2024

	AUD / USD		0.53%
	EUR / USD		0.61%
	GBP / USD		1.35%
	NZD / USD		-0.42%
	USD / CAD		-0.04%
	USD / CHF		-0.10%
	USD / JPY		-1.78 %
	AUD / NZD		0.95%
	AUD / JPY		-1.23%

















## WEEKLY MARKET PERFORMANCE

\*asset performance from

	EUR / AUD		0.12%
	CHF / JPY		-1.65%
	EUR / CAD		0.57%
	EUR / GBP		-0.72%
	EUR / JPY		-1.18%
	GBP / AUD		0.79%
	GBP / CHF		1.20%
	GBP / JPY		-0.49%
	NZD / JPY		-2.24%

## WEEKLY MARKET PERFORMANCE

\*asset performance from

	XAU / USD		0.86%
	XAG / USD		-1.39%
	CLR		-1.33%
	NASDAQ		-0.30%
	NIKKEI		0.45%
	S&P 500		0.77%
	DOW JONES		1.53%
	HANGSENG		-0.55%

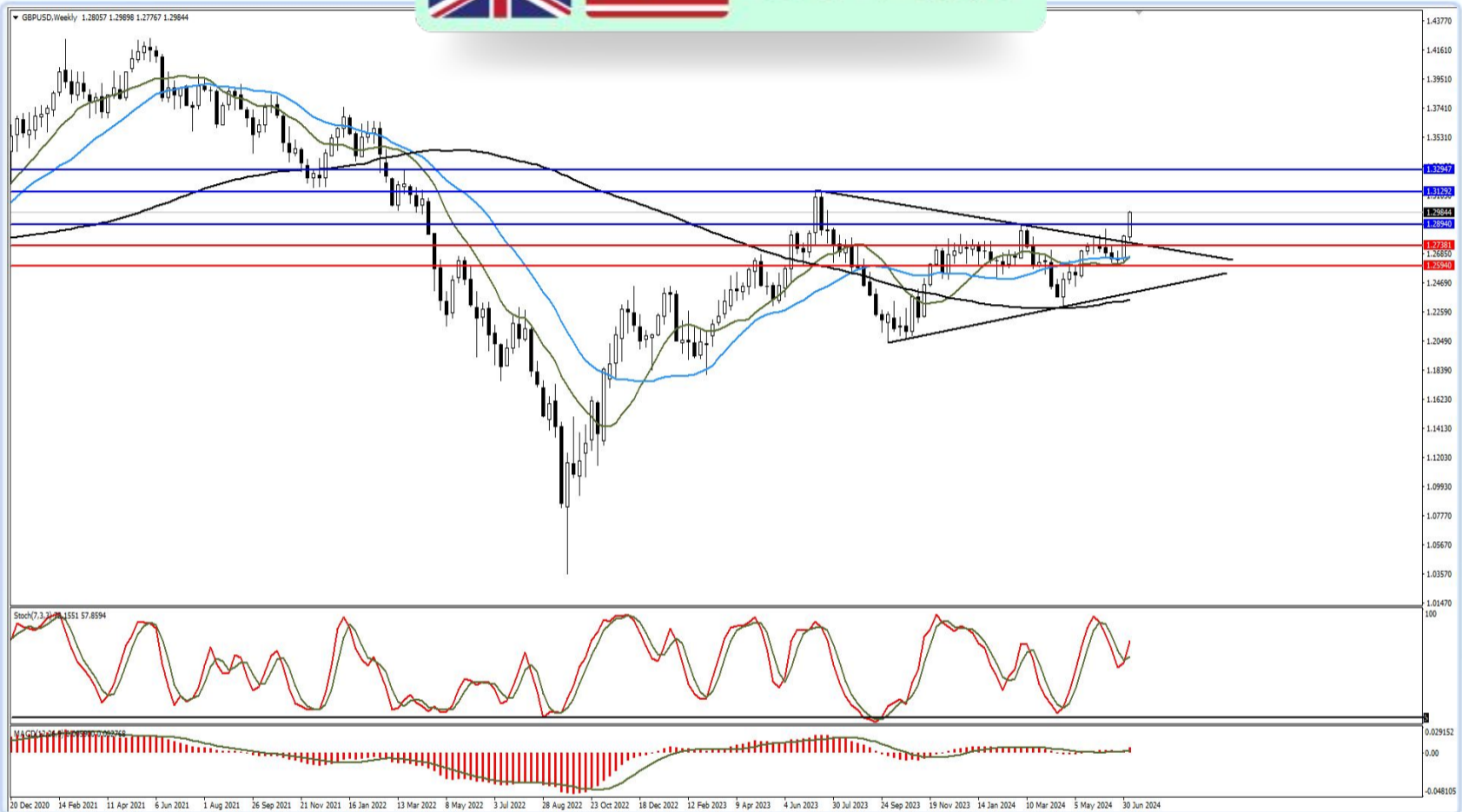
# WEEKLY MARKET PERFORMANCE



## STRADDLE STRATEGY

Buy		Sell	
<b>1.08800</b>		<b>1.10600</b>	
Stop Loss	Take Profit	Stop Loss	Take Profit
<b>1.08000</b>	<b>1.10470</b>	<b>1.11000</b>	<b>1.09600</b>

# WEEKLY MARKET PERFORMANCE



## STRADDLE STRATEGY

Buy		Sell	
<b>1.29000</b>		<b>1.31200</b>	
Stop Loss	Take Profit	Stop Loss	Take Profit
<b>1.28200</b>	<b>1.30350</b>	<b>1.31950</b>	<b>1.30000</b>



# WEEKLY MARKET PERFORMANCE



## STRADDLE STRATEGY

Buy		Sell	
<b>2390.00</b>		<b>2453.00</b>	
Stop Loss	Take Profit	Stop Loss	Take Profit
<b>2370.00</b>	<b>2445.00</b>	<b>2468.00</b>	<b>2414.00</b>

## MARKET DRIVERS

15 Juli - 19.30 WIB



### USD – Empire State Manufacturing Index

Consensus  
-6.0

Previous  
-6.0

15 Juli - 23.00 WIB



### USD – Fed Chair Powell Speaks

Consensus  
-

Previous  
-

16 Juli - 19.30 WIB



### USD – Retail Sales M/M

Consensus  
0.0%

Previous  
0.1%

## MARKET DRIVERS

17 Juli - 13.00 WIB



### GBP - CPI Y/Y

Consensus  
2.0%

Previous  
2.0%

17 Juli - 16.00 WIB



### EUR - Euro Zone CPI Y/Y

Consensus  
2.5%

Previous  
2.6%

18 Juli - 08.30 WIB



### AUD - Employment Change

Consensus  
20.0K

Previous  
39.7K

## MARKET DRIVERS

18 Juli - 13.00 WIB



### GBP – Claimant Count Change

Consensus  
**23.4K**

Previous  
**50.4K**

18 Juli - 19.10 WIB



### EUR – ECB Rate Decision

Consensus  
**4.25%**

Previous  
**4.25%**

18 Juli -08.30 WIB



### USD – Philadelphia Fed Manufacturing Index

Consensus  
**2.9**

Previous  
**1.3**

# valbury

## PT. Valbury Asia Futures



@valbury\_futures



Valbury Asia Futures

### Disclaimer:

This document is prepared by Valbury Asia Futures, this is for information purposes only, and is not, by itself, intended for anyone other than the recipient. It is not an offer or a solicitation to deal in any of the investment products referred to herein or to enter into any legal relations, nor an advice or by itself a recommendation with respect to such investment products. It does not have regard to the specific investment objectives, investment experience, financial situation and the particular needs of any recipient or customer. Customers should exercise caution in relation to any potential investment.

Customers should independently evaluate each investment product and consider the suitability of such investment product, taking into account customer's own specific investment objectives, investment experience, financial situation and/or particular needs. Customers will need to decide on their own as to whether or not the contents of this document are suitable for them. If a customer is in doubt about the contents of this document and/or the suitability of any investment products mentioned in this document for the customer, the customer should obtain independent financial, legal and/or tax advice from its professional advisers as necessary, before proceeding to make any investments.

Investments in financial instruments or other products carry significant risk, including the possible loss of the principal amount invested. Financial instruments or other products denominated in a foreign currency are subject to exchange rate fluctuations, which may have an adverse effect on the price or value of an investment in such products.