

valbury 
PT. Valbury Asia Futures



WEEKLY MARKET UPDATE

09 - 13 September 2024

Dibuat Oleh:
Valbury Research & Development Department

www.valbury.co.id

WEEKLY MARKET UPDATE

- Selama sepekan terakhir pergerakan indeks dollar DXY terlihat melemah sebesar -0.53% ke level 101.18. Indeks Dollar kembali melemah setelah minggu lalu sempat menguat sebesar +1.05%.

Pelemahan indeks Dollar disebabkan salah satunya karena data ketenagakerjaan Amerika Serikat yang terus menunjukkan pelemahan. Dimana data NFP ternyata dibawah consensus (act : 142K, cons : 160K) dan tingkat pengangguran walau turun dari 4.3% menjadi 4.2% tetap berada di posisi yang tinggi. Tingkat suku bunga yang ditahan di level yang tinggi terus membuat ekonomi AS tertekan.

- Pergerakan dari rivalitas US Dollar kompak alami penguatan selama sepekan. Dimana EURUSD mengalami penguatan sebesar +0.35% ke level 1.10856. GBPUSD juga bertambah tipis sebesar +0.02% ke level 1.31296. Dan Japanese Yen juga menguat, dimana USDJPY terkoreksi cukup signifikan sebesar -2.66% ke level 142.314.

Pekan ini akan dirilis data tingkat inflasi AS, dimana diperkirakan akan melemah. Hal ini pastinya akan berpeluang besar bahwasanya rivalitas US Dollar seperti Euro, Poundsterling dan Yen akan lanjutkan penguatan. Namun untuk Euro akan mix karena diprediksi ECB akan kembali melakukan Cut Rate pada pekan ini.

WEEKLY MARKET UPDATE

- Dari pergerakan sektor komoditas terlihat sepekan terakhir harga emas XAUUSD, silver XAGUSD dan minyak CLR kompak alami pelemahan. Dimana harga emas terkoreksi tipis sebanyak -0.23% ke level 2497. Harga silver XAGUSD juga lanjutkan pelemahan, dimana silver melemah sebesar -3.21% ke level 26.60.










Dan harga minyak CLR kembali masih didalam trend Bearish yang kuat, dimana selama empat pekan terakhir terus terkoreksi. Harga minyak pekan terakhir melemah sangat signifikan sebesar -7.99% ke level 67.67, dimana harga tersebut terakhir di 14 bulan terakhir.

- Selama sepekan ketiga indeks saham Amerika Serikat kompak alami pelemahan yang cukup signifikan. Dimana indeks Dow Jones terkoreksi sebesar -2.93% ke level 40345. Indeks S&P 500 juga turun sebanyak -4.27% ke level 5419. Dan indeks Nasdaq alami koreksi terbesar sebanyak -5.94% ke level 18458.

Para investor khawatir melihat data ketengakerjaan yang terus menunjukkan pelemahan yang bisa mengganggu perekonomian. Selain itu koreksi dari perusahaan Bigcap seperti Amazon -3.6%, Alphabet (Google) -4% dan Meta -3.2%, Broadcom -10.3% dan Nvidia -4.1% menjadi faktor utama tertekannya indeks utama AS.

WEEKLY MARKET PERFORMANCE

**asset performance from* 02 - 06 Sep, 2024

	AUD / USD	-1.41%
	EUR / USD	0.35%
	GBP / USD	-0.02%
	NZD / USD	-1.19%
	USD / CAD	0.59%
	USD / CHF	-0.82%
	USD / JPY	-2.66%
	AUD / NZD	-0.24%
	AUD / JPY	-4.04%

WEEKLY MARKET PERFORMANCE

*asset performance from

	EUR / AUD		-1.78%
	CHF / JPY		-1.88%
	EUR / CAD		-0.95%
	EUR / GBP		0.31%
	EUR / JPY		-2.31%
	GBP / AUD		1.41%
	GBP / CHF		-0.80%
	GBP / JPY		-2.67%
	NZD / JPY		-3.82%

WEEKLY MARKET PERFORMANCE

*asset performance from

	XAU / USD	-0.25%
	XAG / USD	-3.23%
	CLR	-7.99%
	NASDAQ	-5.94%
	NIKKEI	-3.33%
	S&P 500	-4.27%
	DOW JONES	-2.93%
	HANGSENG	-2.82%

WEEKLY MARKET PERFORMANCE



STRADDLE STRATEGY

Buy		Sell	
1.10400		1.11750	
Stop Loss	Take Profit	Stop Loss	Take Profit
1.10000	1.11650	1.12000	1.10900

WEEKLY MARKET PERFORMANCE



STRADDLE STRATEGY

Buy		Sell	
1.30500		1.32200	
Stop Loss	Take Profit	Stop Loss	Take Profit
1.30100	1.32000	1.32500	1.31000

WEEKLY MARKET PERFORMANCE



STRADDLE STRATEGY

Buy		Sell	
2480.00		2530.00	
Stop Loss	Take Profit	Stop Loss	Take Profit
2465.00	2525.00	2555.00	2490.00

MARKET DRIVERS

10 Sep - 13.00 WIB



GBP Claimant Count Change

Consensus
21K

Previous
135K

11 Sep - 13.00 WIB



GBP - GDP M/M

Consensus
0.2%

Previous
0.0%

11 Sep - 19.30 WIB



USD - CPI M/M

Consensus
0.2%

Previous
0.2%

MARKET DRIVERS

11 Sep -19.30 WIB



USD - CPI Y/Y

Consensus
2.6%

Previous
2.9%

12 Sep - 19.15 WIB



EUR - ECB Rate Decision

Consensus
4.00%

Previous
4.25%

12 Sep -19.30 WIB



USD - PPI M/M

Consensus
0.2%

Previous
0.1%

MARKET DRIVERS

12 Sep - 19.30 WIB



USD - PPI Y/Y

Consensus
2.0%

Previous
2.2%

12 Sep - 19.30 WIB



USD - Initial Jobless Claims

Consensus
231K

Previous
227K

13 Sep - 21.00 WIB



USD - Michigan Consumer Sentiment Prelim

Consensus
67.4

Previous
67.9

valbury

PT. Valbury Asia Futures



@valbury_futures



Valbury Asia Futures

Disclaimer:

This document is prepared by Valbury Asia Futures, this is for information purposes only, and is not, by itself, intended for anyone other than the recipient. It is not an offer or a solicitation to deal in any of the investment products referred to herein or to enter into any legal relations, nor an advice or by itself a recommendation with respect to such investment products. It does not have regard to the specific investment objectives, investment experience, financial situation and the particular needs of any recipient or customer. Customers should exercise caution in relation to any potential investment.

Customers should independently evaluate each investment product and consider the suitability of such investment product, taking into account customer's own specific investment objectives, investment experience, financial situation and/or particular needs. Customers will need to decide on their own as to whether or not the contents of this document are suitable for them. If a customer is in doubt about the contents of this document and/or the suitability of any investment products mentioned in this document for the customer, the customer should obtain independent financial, legal and/or tax advice from its professional advisers as necessary, before proceeding to make any investments.

Investments in financial instruments or other products carry significant risk, including the possible loss of the principal amount invested. Financial instruments or other products denominated in a foreign currency are subject to exchange rate fluctuations, which may have an adverse effect on the price or value of an investment in such products.