

valbury   
PT. Valbury Asia Futures



# WEEKLY MARKET UPDATE

02 – 06 September 2024

Dibuat Oleh:  
Valbury Research & Development Department

[www.valbury.co.id](http://www.valbury.co.id)

## WEEKLY MARKET UPDATE

- **Selama sepekan terakhir pergerakan indeks dollar DXY terlihat menguat sekitar +1.05% ke area 101.73.** Indeks dollar DXY menguat setelah empat pekan sebelumnya terus mengalami penurunan dari level 104.

Indeks dollar DXY berpeluang lanjutkan penguatan dimana pada pekan ini akan rilis Job Data yang cukup penting, seperti Non Farm Payrolls, Unemployment Rate serta JOLTS Job Openings. Dimana jika Job Data membaik, maka indeks dollar DXY berpeluang menguji resistance level di area 103.

- Pergerakan dari rivalitas Dollar kompak alami pelemahan Dimana EURUSD terlihat menurun sebanyak -1.28% ke area level \$1.10520. GBPUSD juga terlihat melemah sebesar -0.64% ke area level \$1.31320. Dan Japanese Yen juga tertekan, dimana USDJPY terlihat naik sebesar +1.25% ke level 146.190 per dolar.

**Rivalitas Dollar seperti Euro, Poundsterling dan Japanese Yen berpotensi kembali melemah jika Job Data yang rilis pekan ini menunjukkan perbaikan.** Serta tekanan dari faktor makro dimasing – masing negara seperti Kawasan Eropa, Inggris serta Jepang juga menjadi faktor tekanan terhadap rivalitas US Dollar.

## WEEKLY MARKET UPDATE

- **Dari pergerakan sektor komoditas terlihat melemah.** Dimana selama sepekan terakhir harga emas XAUSD terlihat kembali lanjutkan penguatan dan hampir kembali menyentuh level All Time High (ATH) sepanjang sejarah. Namun gagal, dimana harga emas XAUUSD melemah terbatas sekitar -0.34% ke level area \$2502.

Sedangkan harga silver XAGSUD terlihat koreksi sekitar -3.27% ke area level \$28.842. Pergerakan harga minyak CLR terlihat melemah sebesar -1.71% ke area level \$73.65. Pekan ini CLR berpotensi menguat dan menguji resistance terdekat di level 79.

- **Ketiga indeks saham Amerika Serikat bergerak bervariasi.** Dimana indeks Dow Jones menguat sekitar +0.93% ke level 41594. Indeks S&P 500 menguat tipis sebesar +0.15% ke level 5654 dan indeks Nasdaq juga terlihat tertekan sebanyak -0.85% ke level 19596.

Divergensi yang terjadi antara pergerakan indeks saham di Amerika Serikat dengan isi pidato Jerome Powell pada pidato di Simposium Jackson Hole yang bernada Dovish sepertinya sudah diantisipasi pelaku pasar beberapa pekan sebelumnya. Namun dengan sudah mencapai di level tertinggi membuat ketiga indeks saham di AS berpotensi terkoreksi pada pekan depan akibat dari profit taking.



## WEEKLY MARKET PERFORMANCE

*\*asset performance from 26 - 30 Aug, 2024*

	AUD / USD		0.45%
	EUR / USD		-1.28%
	GBP / USD		-0.64%
	NZD / USD		0.26%
	USD / CAD		-0.15%
	USD / CHF		0.30%
	USD / JPY		1.25%
	AUD / NZD		-0.66%
	AUD / JPY		0.76%

















## WEEKLY MARKET PERFORMANCE

\*asset performance from

	EUR / AUD		-0.85%
	CHF / JPY		0.97%
	EUR / CAD		-1.45%
	EUR / GBP		-0.62%
	EUR / JPY		-0.07%
	GBP / AUD		-0.14%
	GBP / CHF		-0.40%
	GBP / JPY		0.60%
	NZD / JPY		1.46%

## WEEKLY MARKET PERFORMANCE

\*asset performance from  

	XAU / USD		-0.34%
	XAG / USD		-3.27%
	CLR		-1.71%
	NASDAQ		-0.85%
	NIKKEI		0.90%
	S&P 500		0.15%
	DOW JONES		0.93%
	HANGSENG		-0.92%

# WEEKLY MARKET PERFORMANCE



## STRADDLE STRATEGY

Buy		Sell	
1.34100		1.35200	
Stop Loss	Take Profit	Stop Loss	Take Profit
1.32750	1.13350	1.35450	1.34250

# WEEKLY MARKET PERFORMANCE



## STRADDLE STRATEGY

Buy		Sell	
0.62000		0.63500	
Stop Loss	Take Profit	Stop Loss	Take Profit
0.61750	0.63150	0.63750	0.62250



# WEEKLY MARKET PERFORMANCE



## STRADDLE STRATEGY

Buy		Sell	
<b>2480.00</b>		<b>2550.00</b>	
Stop Loss	Take Profit	Stop Loss	Take Profit
<b>2465.00</b>	<b>2525.00</b>	<b>2565.00</b>	<b>2515.00</b>

## MARKET DRIVERS

3 Sep - 21.00 WIB



### USD - ISM Manufacturing PMI

Consensus  
47.8

Previous  
46.8

4 Sep - 08.30 WIB



### AUD - GDP Q/Q

Consensus  
0.3%

Previous  
0.1%

4 Sep - 20.45 WIB



### CAD - BOC Rate Decision

Consensus  
4.25%

Previous  
4.50%

## MARKET DRIVERS

4 Sep - 21.00 WIB



### USD - JOLTS Job Openings

Consensus  
**8.10M**

Previous  
**8.18M**

5 Sep - 19.15 WIB



### USD - ADP Non Farm Employment Change

Consensus  
**150K**

Previous  
**122K**

5 Sep - 21.00 WIB



### USD - ISM Services PMI

Consensus  
**51.5**

Previous  
**51.4**

## MARKET DRIVERS

6 Sep - 19.30 WIB



### USD – Non Farm Employment Change

Consensus

163K

Previous

144K

6 Sep - 19.30 WIB



### USD – Unemployment Rate

Consensus

4.2%

Previous

4.3%

6 Sep - 19.30 WIB



### USD – Average Hourly Earnings

Consensus

0.2%

Previous

0.3%

## MARKET DRIVERS

6 Sep - 19.30 WIB



### CAD - Employment Change

Consensus  
**25K**

Previous  
**-2.8K**

6 Sep - 19.30 WIB



### CAD - Unemployment Rate

Consensus  
**6.5%**

Previous  
**6.4%**

Consensus

Previous

# valbury

PT. Valbury Asia Futures



@valbury\_futures



Valbury Asia Futures

## Disclaimer:

This document is prepared by Valbury Asia Futures, this is for information purposes only, and is not, by itself, intended for anyone other than the recipient. It is not an offer or a solicitation to deal in any of the investment products referred to herein or to enter into any legal relations, nor an advice or by itself a recommendation with respect to such investment products. It does not have regard to the specific investment objectives, investment experience, financial situation and the particular needs of any recipient or customer. Customers should exercise caution in relation to any potential investment.

Customers should independently evaluate each investment product and consider the suitability of such investment product, taking into account customer's own specific investment objectives, investment experience, financial situation and/or particular needs. Customers will need to decide on their own as to whether or not the contents of this document are suitable for them. If a customer is in doubt about the contents of this document and/or the suitability of any investment products mentioned in this document for the customer, the customer should obtain independent financial, legal and/or tax advice from its professional advisers as necessary, before proceeding to make any investments.

Investments in financial instruments or other products carry significant risk, including the possible loss of the principal amount invested. Financial instruments or other products denominated in a foreign currency are subject to exchange rate fluctuations, which may have an adverse effect on the price or value of an investment in such products.