

Daily Outlook

GLOBAL MARKETS & ECONOMIES | WEEKLY ECONOMIC INDICATORS | CURRENCIES | PRECIOUS METAL | O I L |

GLOBAL ECONOMIES	<ul style="list-style-type: none"> • Japanese exports contracted for the fifth month in April due to a slump in shipments of chip-making equipment to China, underlining the growing threat to the world's third-biggest economy from a bruising Sino-U.S. trade war. • Canadian retail sales grew by 1.1% in March from February to C\$51.30 billion (\$38.32 billion), due largely to higher sales at gasoline stations, as well as building material and garden equipment and supplies dealers, Statistics Canada said on Wednesday. • British inflation rose last month by less than the Bank of England and investors had expected, but still hit its highest level this year, pushed up by a rise in energy bills. • British Prime Minister Theresa May's final Brexit gambit was in tatters on Wednesday after her offer of a vote on a second referendum and closer trading arrangements failed to win over either opposition lawmakers or many in her own party. • The United States is at least a month from enacting its proposed tariffs on \$300 billion in Chinese imports as it studies the impact on consumers, U.S. Treasury Secretary Steven Mnuchin said on Wednesday. • U.S. Federal Reserve officials at their last meeting agreed that their current patient approach to setting monetary policy could remain in place "for some time," a further sign policymakers see little need to change rates in either direction.
GLOBAL MARKETS	<ul style="list-style-type: none"> • Global equity markets slid on Wednesday as investors sought safety in bonds, the Japanese yen and Swiss franc amid renewed worries over the U.S.-China trade standoff after reports the United States has another Chinese tech firm in its sights. • Relief over Washington's temporary relaxation of curbs against China's Huawei Technologies Co Ltd faded after reports that the White House is considering further sanctions on Chinese video surveillance firm Hikvision. • The release of minutes from the Federal Reserve's last policy meeting showed no surprises amid concerns the U.S. central bank might take action against potentially slowing global growth due to the increase in trade tensions.
FOREX	<p>The U.S. dollar held near a one-month high on Wednesday after minutes from the May Federal Open Market Committee meeting showed officials agreed that their current patient approach to setting monetary policy could remain in place "for some time."</p> <p>Policymakers saw little need to change rates in either direction. A rate hike in 2019 is unlikely, even as the U.S. economy continues to grow and inflation remains muted, the minutes showed.</p> <p>The Federal Reserve's last meeting came before U.S. President Donald Trump's administration increased tariffs on Chinese goods and intensified global trade tensions further with restrictions on Chinese telecom giant Huawei Technologies Co Ltd. The potential economic risks of a trade war were therefore not a main topic of discussion.</p> <p>Against a basket of rivals, the dollar was steady at 98.071 and just shy of a one-month high of 98.134.</p> <p>While investors in risky assets heaved a sigh of relief after the United States eased trade restrictions on Huawei, the lack of a significant breakthrough has kept them on edge.</p> <p>Stronger safe-haven assets, namely the Japanese yen and Swiss franc up 0.17% and 0.20% respectively, indicated lingering skepticism.</p> <p>Sterling was the biggest loser towards the end of the North American session down 0.35% to \$1.266. It had earlier fallen to its lowest since Jan. 4 after political uncertainty in Britain deepened as Prime Minister Theresa May's final attempt to seal a Brexit deal failed to win over opposition lawmakers and many in her own party.</p> <p>May resisted growing calls to resign on Wednesday, vowing to press on despite mounting opposition from lawmakers. In the latest blow to the prime minister, prominent Brexit supporter Andrea Leadsom resigned from May's cabinet, saying she could no longer support the government's approach to negotiating an exit from the European Union. Elsewhere, the euro was little changed, last 0.02% weaker at \$1.115.</p>

GOLD

Gold steadied on Wednesday, inching up off a two-week low as stock markets slid on fresh trade tensions, while a strong U.S. dollar capped bullion's gains ahead of the release of minutes from the U.S. Federal Reserve's last monetary policy meeting.

Spot gold was steady at \$1,274.33 per ounce as of 1:30 p.m. EDT (1730 GMT), having fallen to its lowest level since May 3 on Tuesday at \$1,268.97. U.S. gold futures settled 0.1% higher at \$1,274.20.

Global financial markets fell as a reprieve in U.S. trade restrictions on China's Huawei Technologies Co Ltd was countered by reports the White House is considering sanctions on Chinese video surveillance firm Hikvision.

U.S. Treasury Secretary Steven Mnuchin said U.S. officials were not currently scheduled to go to Beijing for the next round of trade negotiations a day after Chinese Ambassador to the United States Cui Tiankai said that Beijing was still open for talks.

Limiting flows into bullion, the dollar index firmed near a one-month peak, supported by higher U.S. Treasury yields after Washington temporarily eased trade restrictions imposed last week on Chinese telecom equipment firm Huawei.

Markets are looking to the release of the minutes, at 2:00 p.m. EDT (1800 GMT), of the Fed's latest meeting, for possible clues on the interest rate outlook.

Earlier this week, Fed Chair Jerome Powell said it would be premature to make a judgement about the impact of trade and tariffs on monetary policy.

Lower interest rates decrease the opportunity cost of holding nonyielding bullion and weigh on the dollar, making gold cheaper for investors holding other currencies.

Meanwhile, holdings of SPDR Gold Trust, the world's largest gold-backed exchange-traded fund, rose 0.4% to 739.69 tonnes on Tuesday. However, holdings have declined nearly 7% so far this year, indicating subdued investor interest in bullion.

Among other precious metals, silver was up 0.1% at \$14.46 per ounce, while palladium edged 0.3% lower to \$1,316.01. Platinum slipped 1.8% to \$799 an ounce, having touched its lowest since Feb. 18 at \$798.50 earlier in the session.

OIL

Oil prices fell about 2% on Wednesday as an unexpected build in U.S. crude inventories compounded investor worries that a trade fight between Washington and Beijing could dent crude demand over the long haul.

Brent crude futures settled at \$70.99 a barrel, dropping \$1.19, 1.7%. U.S. West Texas Intermediate (WTI) crude futures ended \$1.71, or 2.7%, lower at \$61.42 a barrel.

U.S. crude inventories swelled by 4.7 million barrels in the latest week to their highest since July 2017 at 476.8 million barrels, the U.S. Energy Information Administration reported. Analysts polled by Reuters had predicted a decrease of 599,000 barrels.

Gasoline stocks posted a surprise build as well, rising by 3.7 million barrels compared with analysts' expectations for an 816,000-barrel drop, despite steady gasoline demand heading into peak driving season.

The prospect of a long-term tariff war between China and the United States also pressured prices. Additional talks between top officials have not been scheduled since the last round ended in a stalemate on May 10, when U.S. President Donald Trump imposed the higher levies on Chinese goods.

U.S. Treasury Secretary Steven Mnuchin said Washington is at least a month away from enacting its next round of tariffs on Chinese imports as it studies the impact on consumers.

The conflict is weighing on economic growth forecasts and oil demand predictions. The Organization for Economic Co-Operation and Development (OECD) on Tuesday revised down its global growth forecast for the year.

A slump in equities, which oil futures often follow, deepened the fall in oil prices.

Growing tensions between the United States and Iran, which could lead to supply disruptions, helped limit losses.

The prospect that the Organization of the Petroleum Exporting Countries and its allies will continue its output cut pact later in the year was also supportive. Saudi Arabia, OPEC's de facto leader, said it was committed to a balanced and sustainable oil market.

U.S. bank Morgan Stanley said it expected Brent prices to trade in a \$75-\$80 per barrel range in the second-half of this year, pushed up by tight supply and demand fundamentals.

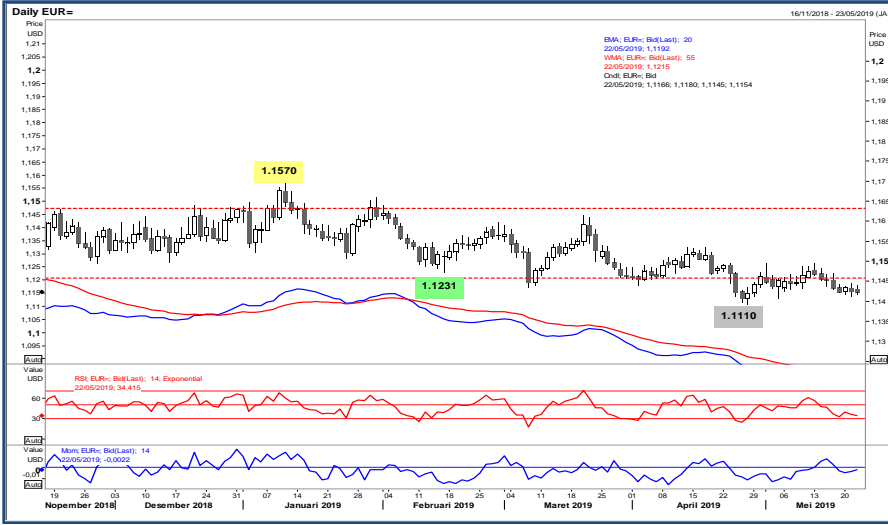
ECONOMIC INDICATORS

DATE	WIB	CTY	INDICATORS	PER	ACTUAL	FORECAST	PREV.	REV.
Mon/20-May-19	05:30	NZ	Performance Services Index	Apr	51.8	--	52.9	52.3
	06:01	GB	Rightmove House Prices MoM	May	0.9%	--	1.1%	
	06:01	GB	Rightmove House Prices YoY	May	0.1%	--	-0.1%	
	06:50	JP	GDP Annualized SA QoQ	1Q P	2.1%	-0.2%	1.9%	1.6%
	06:50	JP	GDP Business Spending QoQ	1Q P	-0.3%	-1.9%	2.7%	2.5%
	06:50	JP	GDP Deflator YoY	1Q P	0.2%	0.2%	-0.3%	
	06:50	JP	GDP Nominal SA QoQ	1Q P	0.8%	0.1%	0.4%	0.5%
	06:50	JP	GDP Private Consumption QoQ	1Q P	-0.1%	-0.2%	0.4%	0.2%
	06:50	JP	GDP SA QoQ	1Q P	0.5%	-0.1%	0.5%	0.4%
	11:30	JP	Capacity Utilization MoM	Mar	-0.4%	--	1.0%	
	11:30	JP	Industrial Production MoM	Mar F	-0.6%	--	-0.9%	
	11:30	JP	Industrial Production YoY	Mar F	-4.3%	--	-4.6%	
	13:00	DE	PPI MoM	Apr	0.5%	0.3%	-0.1%	
	13:00	DE	PPI YoY	Apr	2.5%	2.4%	2.4%	
	15:00	EZ	ECB Current Account SA	Mar	35.1b	--	26.8b	16.7b
	15:30	HK	Unemployment Rate SA	Apr	2.8%	2.8%	2.8%	
	All	CA	Bank Holiday (Victoria Day)					
	19:30	US	Chicago Fed Nat Activity Index	Apr	-0.45	-0.2	-0.15	
	20:30	US	Fed's Harker Speaks About Management Science in Boston					
Tue/21-May-19	04:00	KR	PPI YoY	Apr	0.6%	0.2%	0.1%	
	N/A	KR	Exports 20 Days YoY	May		--	-8.7%	
	N/A	KR	Imports 20 Days YoY	May		--	-1.2%	
	06:00	US	Powell Speaks at Atlanta Fed Financial Markets Conference					
	08:30	AU	RBA Minutes of May Policy Meeting					
	09:15	AU	RBA Governor Lowe Gives Speech in Brisbane					
	15:30	GB	BOE's Carney, Broadbent, Tenreyro, Saunders Speak in London					
	16:00	EZ	OECD Publishes Economic Outlook					
	17:00	GB	CBI Trends Selling Prices	May	-1	0	1	
	17:00	GB	CBI Trends Total Orders	May	-10	-5	-5	
	21:00	EZ	Consumer Confidence	May A	-6.5	-8.6	-7.9	-7.3
	21:00	US	Existing Home Sales	Apr	5.19m	5.35m	5.21m	
	21:00	US	Existing Home Sales MoM	Apr	-0.4%	2.7%	-4.9%	
	21:45	US	Fed's Evans Discusses Economy and Monetary Policy					
23:00	US	Fed's Rosengren Speaks to Economic Club of New York						
Wed/22-May-19	05:45	NZ	Retail Sales Ex Inflation QoQ	1Q	0.7%	0.6%	1.7%	
	06:50	JP	Machine Orders MoM	Mar	3.8%	0.0%	1.8%	
	06:50	JP	Machine Orders YoY	Mar	-0.7%	-3.5%	-5.5%	
	06:50	JP	Exports YoY	Apr	-2.4%	-1.5%	-2.4%	
	06:50	JP	Imports YoY	Apr	6.4%	4.6%	1.1%	1.2%
	06:50	JP	Trade Balance	Apr	¥60.4b	¥229.5b	¥528.5b	
	06:50	JP	Trade Balance Adjusted	Apr	-¥110.9b	-¥37.5b	-¥177.8b	
	07:30	AU	Westpac Leading Index MoM	Apr	-0.09%	--	0.19%	-0.28%
	08:30	JP	BOJ Harada speaks in Nagasaki					
	08:30	AU	Construction Work Done	1Q	-1.9%	0.0%	-3.1%	-2.1%
	12:00	US	Fed's Bullard Speaks in Hong Kong on U.S. Economic Outlook					
	14:00	EZ	ECB President Draghi Speaks in Frankfurt					
	15:30	GB	Central Government NCR	Apr	-9.8b	--	22.5b	22.1b
	15:30	GB	CPI Core YoY	Apr	1.8%	1.9%	1.8%	
	15:30	GB	CPI MoM	Apr	0.6%	0.7%	0.2%	
	15:30	GB	CPI YoY	Apr	2.1%	2.2%	1.9%	
	15:30	GB	CPIH YoY	Apr	2.0%	2.1%	1.8%	
	15:30	GB	House Price Index YoY	Mar	1.4%	1.0%	0.6%	1.0%
	15:30	GB	PPI Input NSA MoM	Apr	1.1%	1.2%	-0.2%	-0.8%
	15:30	GB	PPI Input NSA YoY	Apr	3.8%	4.4%	3.7%	3.2%
	15:30	GB	PPI Output Core NSA MoM	Apr	0.2%	0.2%	0.0%	-0.1%
	15:30	GB	PPI Output Core NSA YoY	Apr	2.2%	2.2%	2.2%	
	15:30	GB	PPI Output NSA MoM	Apr	0.3%	0.3%	0.3%	0.1%
	15:30	GB	PPI Output NSA YoY	Apr	2.1%	2.3%	2.4%	2.2%
	15:30	GB	PSNB ex Banking Groups	Apr	5.8b	5.9b	1.7b	-0.1b
	15:30	GB	Public Finances (PSNCR)	Apr	-7.1b	--	8.9b	8.8b
	15:30	GB	Public Sector Net Borrowing	Apr	5.0b	5.1b	0.8b	-1.0b
15:30	GB	Retail Price Index	Apr	288.2	287.6	285.1		

	15:30	GB	RPI Ex Mort Int.Payments (YoY)	Apr	3.0%	2.8%	2.4%	
	15:30	GB	RPI MoM	Apr	1.1%	0.9%	0.0%	
	15:30	GB	RPI YoY	Apr	3.0%	2.8%	2.4%	
	16:30	EZ	ECB Chief Economist Praet Speaks in Frankfurt					
	19:30	CA	Retail Sales Ex Auto MoM	Mar	1.7%	0.8%	0.6%	
	19:30	CA	Retail Sales MoM	Mar	1.1%	1.0%	0.8%	
	21:00	US	Fed's Williams Hosts Economic Press Briefing					
	21:10	US	Fed's Bostic Makes Opening Remarks at Dallas Fed Conference					
	21:30	US	DOE Cushing OK Crude Inventory	May-17	1266k	--	1805k	
	21:30	US	DOE U.S. Crude Oil Inventories	May-17	4740k	--	5431k	
	21:30	US	DOE U.S. Distillate Inventory	May-17	768k	500k	84k	
	21:30	US	DOE U.S. Gasoline Inventories	May-17	3716k	-850k	-1123k	
Thu/23-May-19	01:00	US	FOMC Meeting Minutes	May-01		--	--	
	06:00	AU	CBA Australia PMI Composite	May P		--	50	
	06:00	AU	CBA Australia PMI Mfg	May P		--	50.9	
	06:00	AU	CBA Australia PMI Services	May P		--	50.1	
	07:30	JP	Nikkei Japan PMI Mfg	May P		--	50.2	
	10:00	KR	Short-Term External Debt	1Q		--	\$126.6b	
	12:00	GB	European Parliament Elections					
	13:00	DE	Capital Investment QoQ	1Q		--	0.9%	
	13:00	DE	GDP NSA YoY	1Q F		--	0.6%	
	13:00	DE	GDP SA QoQ	1Q F		--	0.4%	
	13:00	DE	GDP WDA YoY	1Q F		--	0.7%	
	13:00	DE	Government Spending QoQ	1Q		--	1.6%	
	13:00	JP	Machine Tool Orders YoY	Apr F		--	-33.4%	
	13:00	DE	Private Consumption QoQ	1Q		--	0.2%	
	14:30	DE	Markit Germany Services PMI	May P		--	55.7	
	14:30	DE	Markit/BME Germany Composite PMI	May P		--	52.2	
	14:30	DE	Markit/BME Germany Manufacturing PMI	May P		--	44.4	
	15:00	DE	IFO Business Climate	May		--	99.2	
	15:00	DE	IFO Current Assessment	May		--	103.3	
	15:00	DE	IFO Expectations	May		--	95.2	
	15:00	EZ	Markit Eurozone Composite PMI	May P		--	51.5	
	15:00	EZ	Markit Eurozone Manufacturing PMI	May P		--	47.9	
	15:00	EZ	Markit Eurozone Services PMI	May P		--	52.8	
	15:30	HK	CPI Composite YoY	Apr		2.3%	2.1%	
	18:30	EZ	ECB Releases Minutes of its April Monetary Policy Meeting					
	19:30	US	Continuing Claims	May-11		--	--	
	19:30	US	Initial Jobless Claims	May-18		--	--	
	20:45	US	Markit US Composite PMI	May P		--	53	
	20:45	US	Markit US Manufacturing PMI	May P		--	52.6	
	20:45	US	Markit US Services PMI	May P		--	53	
	21:00	US	New Home Sales	Apr		673k	692k	
	21:00	US	New Home Sales MoM	Apr		-2.8%	4.5%	
	22:00	US	Kansas City Fed Manf. Activity	May		--	5	
Fri/24-May-19	00:00	US	Fed's Kaplan, Daly, Bostic and Barkin Speak on Panel					
	05:45	NZ	Exports NZD	Apr		--	5.70b	
	05:45	NZ	Imports NZD	Apr		--	4.77b	
	05:45	NZ	Trade Balance 12 Mth YTD NZD	Apr		--	-5616m	
	05:45	NZ	Trade Balance NZD	Apr		--	922m	
	06:30	JP	Japan Apr CPI					
	06:30	JP	Natl CPI Ex Fresh Food YoY	Apr		--	0.8%	
	06:30	JP	Natl CPI Ex Fresh Food, Energy YoY	Apr		--	0.4%	
	06:30	JP	Natl CPI YoY	Apr		--	0.5%	
	12:30	JP	All Industry Activity Index MoM	Mar		--	-0.2%	
	15:30	US	ECB's Nowotny Gives Briefing with IMF Delegation in Vienna					
	15:30	GB	Retail Sales Ex Auto Fuel MoM	Apr		--	1.2%	
	15:30	GB	Retail Sales Ex Auto Fuel YoY	Apr		--	6.2%	
	15:30	GB	Retail Sales Inc Auto Fuel MoM	Apr		--	1.1%	
	15:30	GB	Retail Sales Inc Auto Fuel YoY	Apr		--	6.7%	
	17:00	GB	CBI Retailing Reported Sales	May		--	13	
	17:00	GB	CBI Total Dist. Reported Sales	May		--	9	
	19:30	US	Cap Goods Orders Nondef Ex Air	Apr P		--	1.4%	
	19:30	US	Cap Goods Ship Nondef Ex Air	Apr P		--	0.0%	
	19:30	US	Durable Goods Orders	Apr P		-1.8%	2.6%	
	19:30	US	Durables Ex Transportation	Apr P		0.3%	0.3%	
Sat/25-May-19	00:00	US	Baker Hughes U.S. Rig Count	May-24		--	--	

EUR/USD

Interest Rate: 0.00% (EU)/ 2.25%-2.50% (US)



RESISTANCE	1.12015	
	1.11903	
	1.11698	
SUPPORT	1.11381	
	1.11269	
	1.11064	
SUGGESTION	BUY	---
	SELL	1.1160
	S/L	1.1200
	T/P:	1.1100 1.1080

DATE	OPEN	HIGH	LOW	RANGE	CLOSE	CHANGE	PREVIOUS
May 22	1.11614	1.11791	1.11474	31,7	1.11493	↓ 7,0	1.11563

WEEKLY		MAY		2019	
HIGH	LOW	HIGH	LOW	HIGH	LOW
1.11866 (21 /May)	1.11409 (21/May)	1.12636 (01 /May)	1.11227 (03/May)	1.15685 (10/Jan)	1.11101 (26/Apr)

USDJPY

Interest Rate: 2.25%-2.50% (US)/-0.1% (JP)



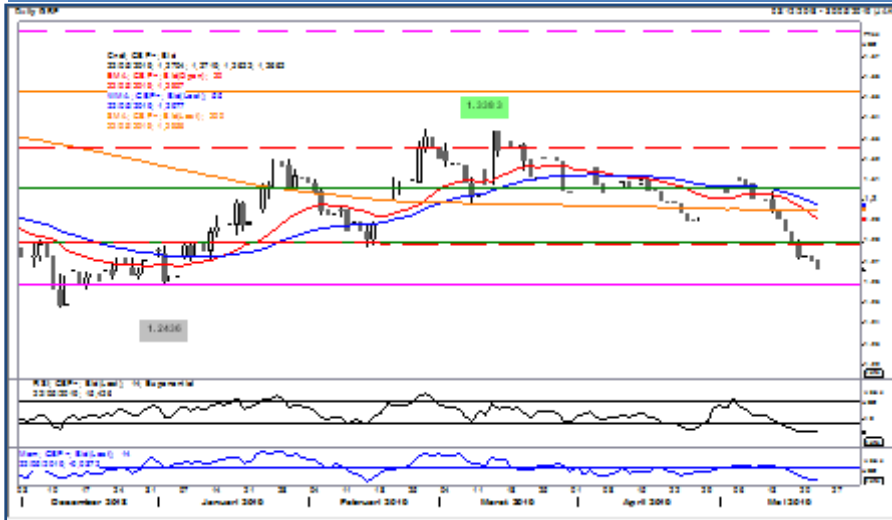
RESISTANCE	110.933	
	110.773	
	110.548	
SUPPORT	110.163	
	110.003	
	109.778	
SUGGESTION	BUY	---
	SELL	110.40
	S/L	110.80
	T/P:	109.80 109.60

DATE	OPEN	HIGH	LOW	RANGE	CLOSE	CHANGE	PREVIOUS
May 22	110.498	110.614	110.229	38,5	110.323	↓ 15,1	110.474

WEEKLY		MAY		2019	
HIGH	LOW	HIGH	LOW	HIGH	LOW
110.647 (21/May)	109.797 (20/May)	111.686 (03/May)	109.006 (13/May)	112.388 (24/Apr)	106.542 (03/Jan)

GBP/USD

Interest Rate: 0.75% (GB)/ 2.25%-2.50% (US)



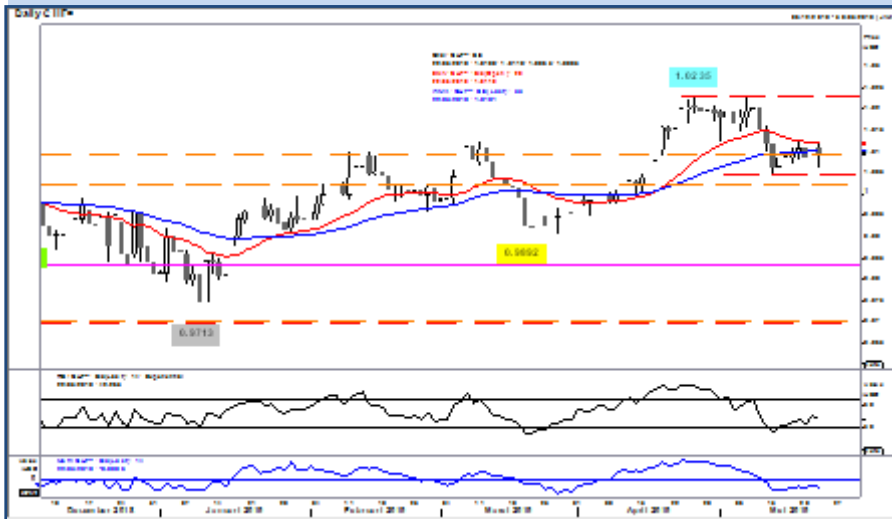
RESISTANCE	1.2799	
	1.2750	
	1.27047	
SUPPORT	1.26095	
	1.25686	
	1.25143	
SUGGESTION	BUY	---
	SELL	1.2675
	S/L	1.2725
	T/P:	1.2605 1.2575

DATE	OPEN	HIGH	LOW	RANGE	CLOSE	CHANGE	PREVIOUS
May 22	1.27032	1.27182	1.26230	95,2	1.26504	↓ 53,4	1.27038

WEEKLY		MAY		2019	
HIGH	LOW	HIGH	LOW	HIGH	LOW
1.28126 (21 /May)	1.26230 (22 /May)	1.31755 (03 /May)	1.26230 (22 /May)	1.33721 (13 /Mar)	1.24651 (03 /Jan)

USD/CHF

Interest Rate: 2.25%-2.50% (US) / 1.25 to -0.25% (CH)



RESISTANCE	1.01729	
	1.01455	
	1.01199	
SUPPORT	1.00642	
	1.00504	
	1.00227	
SUGGESTION	BUY	1.0080
	SELL	---
	S/L	1.0035
	T/P:	1.0195 1.0170

DATE	OPEN	HIGH	LOW	RANGE	CLOSE	CHANGE	PREVIOUS
May 22	1.01079	1.01182	1.00652	53,0	1.00943	↓ 14,3	1.01086

WEEKLY		MAY		2019	
HIGH	LOW	HIGH	LOW	HIGH	LOW
1.01196 (20 /May)	1.00652 (22 /May)	1.02250 (07 /May)	1.00488 (13 /May)	1.02358 (26 /Apr)	0.97151 (10 /Jan)

AUD/USD

Interest Rate: 1.50% (AU)/ 2.25%-2.50% (US)



RESISTANCE	0.69175	
	0.69067	
	0.68921	
SUPPORT	0.68667	
	0.68559	
	0.68413	
SUGGESTION	BUY	---
	SELL	0.6890
	S/L	0.6940
	T/P:	0.6820 0.6790

DATE	OPEN	HIGH	LOW	RANGE	CLOSE	CHANGE	PREVIOUS
May 22	0.68830	0.68960	0.68706	25,4	0.68790	↑ 5	0.68785

WEEKLY		MAY		2019	
HIGH	LOW	HIGH	LOW	HIGH	LOW
0.69334 (20/May)	0.68656 (21/May)	0.70599 (01/May)	0.68641 (17/May)	0.72941 (31/Jan)	0.68288 (03/Jan)

NZD/USD

Interest Rate: 1.50% (NZ)/ 2.25%-2.50% (US)



RESISTANCE	0.65221	
	0.65158	
	0.65034	
SUPPORT	0.64847	
	0.64784	
	0.64660	
SUGGESTION	BUY	---
	SELL	0.6500
	S/L	0.6450
	T/P:	0.6430 0.6400

DATE	OPEN	HIGH	LOW	RANGE	CLOSE	CHANGE	PREVIOUS
May 22	0.65054	0.65095	0.64908	18,7	0.64912	↓ 10,0	0.65012

WEEKLY		MAY		2019	
HIGH	LOW	HIGH	LOW	HIGH	LOW
0.65452 (20/May)	0.64908 (22/May)	0.66779 (01/May)	0.64908 (22/May)	0.69406 (01/Feb)	0.64908(22/May)

USD/CAD

Interest Rate: 2.25%-2.50% (US)/1.75% (CA)



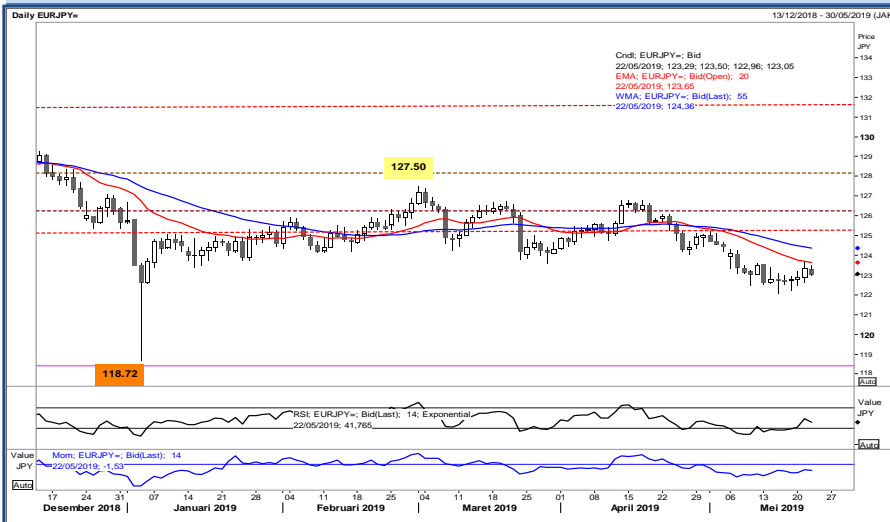
RESISTANCE	1.35420	
	1.34894	
	1.34615	
SUPPORT	1.33810	
	1.33284	
	1.33005	
SUGGESTION	BUY	1.3425
	SELL	---
	S/L	1.3375
	T/P:	1.3495 1.3525

DATE	OPEN	HIGH	LOW	RANGE	CLOSE	CHANGE	PREVIOUS
May 22	1.34023	1.34368	1.33563	80,5	1.34336	↑ 33,3	1.34003

WEEKLY		MAY		2019	
HIGH	LOW	HIGH	LOW	HIGH	LOW
1.34546 (20/May)	1.33563 (22/May)	1.35122 (17/May)	1.33563 (22/May)	1.36613 (02/Jan)	1.30674 (01/Feb)

EURJPY

Interest Rate: 0.00% (EU)/-0.1% (JP)



RESISTANCE	123.872	
	123.681	
	123.346	
SUPPORT	122.820	
	122.629	
	122.294	
SUGGESTION	BUY	---
	SELL	123.15
	S/L	123.60
	T/P:	122.55 122.30

DATE	OPEN	HIGH	LOW	RANGE	CLOSE	CHANGE	PREVIOUS
May 22	123.341	123.490	122.964	52,6	123.011	↓ 25,1	123.262

WEEKLY		MAY		2019	
HIGH	LOW	HIGH	LOW	HIGH	LOW
123.730 (21/May)	122.518 (20/May)	125.214 (01/May)	122.063 (15/May)	127.483 (01/Mar)	120.755 (03/Jan)

GOLD (XAU/USD)



RESISTANCE	1280.903	
	1279.027	
	1276.113	
SUPPORT	1271.323	
	1269.447	
	1266.533	
SUGGESTION	BUY	---
	SELL	1274.00
	S/L	1280.00
	T/P:	1266.00 1261.00

DATE	OPEN	HIGH	LOW	RANGE	CLOSE	CHANGE	PREVIOUS
May 22	1274.600	1277.150	1272.360	4.79	1273.200	↓ 1.41	1274.610

WEEKLY		MAY		2019	
HIGH	LOW	HIGH	LOW	HIGH	LOW
1278.890 (20/May)	1269.400 (21/May)	1303.220(14/May)	1266.150(02/May)	1346.640 (20/Feb)	1266.150 (02/May)

SILVER (XAG/USD)



RESISTANCE	14.570	
	14.523	
	14.471	
SUPPORT	14.372	
	14.325	
	14.273	
SUGGESTION	BUY	---
	SELL	14.45
	S/L	14.55
	T/P:	14.25 14.15

DATE	OPEN	HIGH	LOW	RANGE	CLOSE	CHANGE	PREVIOUS
May 22	14.430	14.476	14.377	0.10	14.420	↓ 0.01	14.431

WEEKLY		MAY		2019	
HIGH	LOW	HIGH	LOW	HIGH	LOW
14.476 (22/May)	14.355 (21/May)	14.954 (03/May)	14.355 (21/May)	16.191 (20/Feb)	14.355 (21/May)

OIL WTI – CLN9/USD

(Exp. 20 Jun 2019)



DATE	OPEN	HIGH	LOW	RANGE	CLOSE	CHANGE	PREVIOUS
May 22	62.94	62.98	61.02	1.96	61.31	↓ 1.65	62.96

WEEKLY		MAY		2019	
HIGH	LOW	HIGH	LOW	HIGH	LOW
63.94 (20/May)	61.02 (22/May)	63.94 (20/May)	60.05 (06/May)	66.58 (23/Apr)	44.36 (02/Jan)

Disclaimer

All contents of this report have been prepared by the Research Dept. of Valbury Asia Futures and are provided solely for informational purpose. We have taken reasonable measures to ensure the accuracy of the report, however, do not guarantee its accuracy and will not accept liability for any consequential loss or damage which may arise directly or indirectly from any use of the report.

Published by RESEARCH DEPARTMENT – PT VALBURY ASIA FUTURES
Menara Karya 9th Floor, Jl. HR Rasuna Said Blok X-5 Kav. 1-2 Jakarta 12950 Indonesia
Phone : +6221-25533777, Email: research@valbury.com