

Daily Outlook

GLOBAL MARKETS & ECONOMIES | WEEKLY ECONOMIC INDICATORS | CURRENCIES | PRECIOUS METAL | O I L |

<p>GLOBAL ECONOMIES</p>	<ul style="list-style-type: none"> • Foreign investors remained enthusiastic about China, the foreign ministry said on Tuesday, following U.S. President Donald Trump's claim that his tariffs are causing companies to move production away from the world's second largest economy. • The United States has temporarily eased trade restrictions on China's Huawei to minimize disruption for its customers, a move the founder of the world's largest telecoms equipment maker said meant little because it was already prepared for U.S. action. • Bank of Japan Governor Haruhiko Kuroda on Tuesday warned that escalating U.S.-China trade tensions could hurt business sentiment and inflict widespread damage on the economy. • Australia's central bank will consider cutting interest rates next month, Governor Philip Lowe said on Tuesday as the resource-rich economy looked set to join some of its global counterparts in easing financial conditions to boost growth. • Euro zone consumer confidence rose by 0.8 point in May from the April number, figures released on Tuesday showed. • British factories suffered the biggest fall in orders this month since late 2016, gearing down from their rush to stockpile before the original Brexit deadline in March and boding badly for the economy in the second quarter, a survey showed. • Prime Minister Theresa May set out on Tuesday a "new deal" for Britain's departure from the European Union, offering sweeteners to opposition parties in her fourth attempt to break an impasse in parliament over Brexit. • U.S. home sales fell for a second straight month in April, weighed down by a chronic shortage of more affordable houses, the latest sign the economy was slowing after a temporary boost from exports and an inventory overhang in the first quarter. • Federal Reserve Chairman Jerome Powell on Monday dismissed comparisons between the rise of business debt to record levels in recent years and the conditions in U.S. mortgage markets that preceded the 2007-to-2009 economic crisis, but even so said caution was warranted. • The Federal Reserve is discussing whether a better way to get the U.S. economy to hit the central bank's inflation target is to tolerate much higher price increases in some years to counter the weaker ones.
<p>GLOBAL MARKETS</p>	<ul style="list-style-type: none"> • The dollar rose and global equity markets advanced on Tuesday, led by chipmakers and companies exposed to Asia, after the United States temporarily eased trade restrictions on China's Huawei Technologies Co Ltd. • Major European and Chinese stock indices rose after the Commerce Department late on Monday allowed Huawei to buy U.S. goods until Aug. 19 to maintain existing telecoms networks and provide software updates to its smartphones.
<p>FOREX</p>	<p>The U.S. dollar was higher against the euro and the yen on Tuesday in a day of risk-on trades after U.S. President Donald Trump temporarily eased curbs on China's Huawei Technologies Co Ltd.</p> <p>Wall Street and Chinese equities and emerging market currencies were all boosted by Trump's decision, which alleviated investor concerns about pressure on corporate results in the sector.</p> <p>Trump added Huawei to a trade blacklist last week, leading several companies to suspend business with the world's largest telecoms equipment maker, which could weigh on their sales. Chipmakers, many of which sell to Huawei, bore the brunt of Monday's sell-off. But late on Monday, the United States granted Huawei a license to buy U.S. goods until Aug. 19.</p> <p>Against the Japanese yen, the U.S. dollar was half a percent stronger, last at 110.59 yen. The dollar index which measures the greenback against a basket of six rivals, was 0.12% higher, last at 98.051.</p> <p>Against the euro, the dollar was up 0.1%, last at \$1.116. The single currency is being hurt by</p>

	<p>dollar strength and by the upcoming European parliamentary elections in which euroskeptical parties may fare well.</p> <p>The dollar was also stronger against the pound, which boomeranged on developments in Britain's plan to leave the European Union.</p> <p>Prime Minister Theresa May set out a "new deal" on Tuesday for Britain's departure from the EU, offering sweeteners to Parliament including the chance to vote on whether to hold a second referendum to try to break the impasse over Brexit. The pound initially jumped on the news, then gave up the gains after it became clear that Parliament - which thus far has opposed a second public vote - would have to back any new referendum.</p>
<p>GOLD</p>	<p>Gold prices dropped on Tuesday to the lowest in more than two weeks, as the dollar strengthened along with equities and other riskier assets ahead of the U.S. Federal Reserve's release of minutes from its latest meeting.</p> <p>Spot gold fell 0.3% to \$1,273.70 per ounce as of 2:24 p.m. EDT (1824 GMT). The session low of \$1,268.97 was its lowest since May 3. U.S. gold futures settled down 0.3% at \$1,273.20.</p> <p>International equities markets strengthened after the United States temporarily relaxed curbs on China's Huawei Technologies, easing worries about further escalation of the U.S.-China trade war. The dollar index climbed to its highest in nearly a month, supported by the U.S.-China trade war and higher U.S. Treasury yields.</p> <p>The Fed minutes are expected to provide insights into the May 1 central bank meeting in which policymakers decided to keep interest rates steady and signaled little appetite to adjust them any time soon.</p> <p>On Monday, Fed Chair Jerome Powell said it was premature to ascertain the impact of trade and tariffs on monetary policy.</p> <p>Among other precious metals, silver fell 0.2% to \$14.43 per ounce. Platinum fell 0.1% to \$811 per ounce after touching a three-month low of \$801.50 earlier, while palladium fell 0.7% to \$1,320.01 per ounce.</p>
<p>OIL</p>	<p>Oil futures were steady on Tuesday as the prospect of mounting U.S.-Iran tensions disrupting supply was offset by concerns that a lengthy trade war between Washington and Beijing would limit crude demand.</p> <p>Brent crude futures settled at \$72.18 a barrel, gaining 21 cents. U.S. West Texas Intermediate (WTI) crude futures settled at \$62.99 a barrel, down 11 cents ahead of the front month contract for June delivery expiring on Tuesday. The July contract settled at \$63.13 a barrel.</p> <p>U.S. President Donald Trump on Monday threatened Iran with "great force" if it attacked U.S. interests in the Middle East. On Tuesday, acting U.S. Defense Secretary Patrick Shanahan said that while threats from Iran remained high, deterrence measures taken by the Pentagon had "put on hold" the potential for attacks on Americans. He did not provide details.</p> <p>Washington suspects that militia with ties to Iran organized a rocket attack in Iraq's capital Baghdad. Iran said it would resist U.S. pressure, declining further talks under current circumstances.</p> <p>Tensions have mounted in an already tight market as the Organization of the Petroleum Exporting Countries, Russia and other producers have withheld supply to support prices since the start of the year in a six-month agreement. Saudi Arabia on Sunday indicated there was consensus among OPEC and allied oil producers to continue limiting supplies. Also adding to market tightness was the closure of a major pipeline in Nigeria and Russia supply disruptions.</p> <p>The prolonged tariff fight between the United States and China raised concerns about a global economic slowdown, however.</p> <p>Signs that Asian economies were already being hit by the trade conflict helped to boost the U.S. dollar to a four-week high, making crude more expensive for much of the world.</p> <p>Disappointing U.S. economic data that showed existing home sales fell for a second straight month also hampered crude demand sentiment.</p> <p>The market will also watch U.S. oil stockpiles reports on Tuesday afternoon from the American Petroleum Institute (API) and on Wednesday morning from the U.S. Energy Information Administration (EIA). Analysts in a Reuters poll forecast crude inventories fell 600,000 barrels last week.</p>

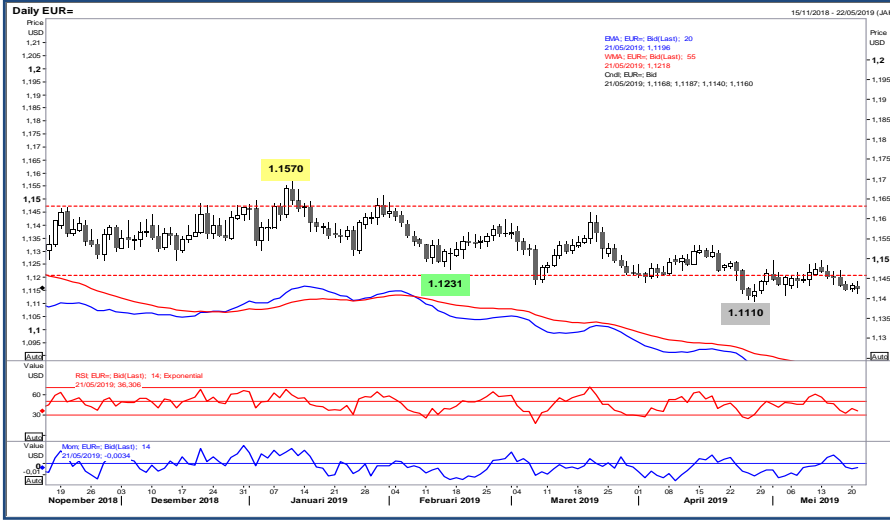
ECONOMIC INDICATORS

DATE	WIB	CTY	INDICATORS	PER	ACTUAL	FORECAST	PREV.	REV.
Mon/20-May-19	05:30	NZ	Performance Services Index	Apr	51.8	--	52.9	52.3
	06:01	GB	Rightmove House Prices MoM	May	0.9%	--	1.1%	
	06:01	GB	Rightmove House Prices YoY	May	0.1%	--	-0.1%	
	06:50	JP	GDP Annualized SA QoQ	1Q P	2.1%	-0.2%	1.9%	1.6%
	06:50	JP	GDP Business Spending QoQ	1Q P	-0.3%	-1.9%	2.7%	2.5%
	06:50	JP	GDP Deflator YoY	1Q P	0.2%	0.2%	-0.3%	
	06:50	JP	GDP Nominal SA QoQ	1Q P	0.8%	0.1%	0.4%	0.5%
	06:50	JP	GDP Private Consumption QoQ	1Q P	-0.1%	-0.2%	0.4%	0.2%
	06:50	JP	GDP SA QoQ	1Q P	0.5%	-0.1%	0.5%	0.4%
	11:30	JP	Capacity Utilization MoM	Mar	-0.4%	--	1.0%	
	11:30	JP	Industrial Production MoM	Mar F	-0.6%	--	-0.9%	
	11:30	JP	Industrial Production YoY	Mar F	-4.3%	--	-4.6%	
	13:00	DE	PPI MoM	Apr	0.5%	0.3%	-0.1%	
	13:00	DE	PPI YoY	Apr	2.5%	2.4%	2.4%	
	15:00	EZ	ECB Current Account SA	Mar	35.1b	--	26.8b	16.7b
	15:30	HK	Unemployment Rate SA	Apr	2.8%	2.8%	2.8%	
	All	CA	Bank Holiday (Victoria Day)					
	19:30	US	Chicago Fed Nat Activity Index	Apr	-0.45	-0.2	-0.15	
	20:30	US	Fed's Harker Speaks About Management Science in Boston					
	Tue/21-May-19	04:00	KR	PPI YoY	Apr	0.6%	0.2%	0.1%
N/A		KR	Exports 20 Days YoY	May		--	-8.7%	
N/A		KR	Imports 20 Days YoY	May		--	-1.2%	
06:00		US	Powell Speaks at Atlanta Fed Financial Markets Conference					
08:30		AU	RBA Minutes of May Policy Meeting					
09:15		AU	RBA Governor Lowe Gives Speech in Brisbane					
15:30		GB	BOE's Carney, Broadbent, Tenreyro, Saunders Speak in London					
16:00		EZ	OECD Publishes Economic Outlook					
17:00		GB	CBI Trends Selling Prices	May	-1	0	1	
17:00		GB	CBI Trends Total Orders	May	-10	-5	-5	
21:00		EZ	Consumer Confidence	May A	-6.5	-8.6	-7.9	-7.3
21:00		US	Existing Home Sales	Apr	5.19m	5.35m	5.21m	
21:00		US	Existing Home Sales MoM	Apr	-0.4%	2.7%	-4.9%	
21:45		US	Fed's Evans Discusses Economy and Monetary Policy					
23:00	US	Fed's Rosengren Speaks to Economic Club of New York						
Wed/22-May-19	05:45	NZ	Retail Sales Ex Inflation QoQ	1Q		--	1.7%	
	06:50	JP	Core Machine Orders MoM	Mar		--	1.8%	
	06:50	JP	Core Machine Orders YoY	Mar		--	-5.5%	
	06:50	JP	Exports YoY	Apr		--	-2.4%	
	06:50	JP	Imports YoY	Apr		--	1.1%	
	06:50	JP	Trade Balance	Apr		--	¥528.5b	
	06:50	JP	Trade Balance Adjusted	Apr		--	-¥177.8b	
	07:30	AU	Westpac Leading Index MoM	Apr		--	0.19%	
	08:30	JP	BOJ Harada speaks in Nagasaki					
	08:30	AU	Construction Work Done	1Q		--	-3.1%	
	12:00	US	Fed's Bullard Speaks in Hong Kong on U.S. Economic Outlook					
	14:00	EZ	ECB President Draghi Speaks in Frankfurt					
	15:30	GB	Central Government NCR	Apr		--	22.5b	
	15:30	GB	CPI Core YoY	Apr		--	1.8%	
	15:30	GB	CPI MoM	Apr		--	0.2%	
	15:30	GB	CPI YoY	Apr		--	1.9%	
	15:30	GB	CPIH YoY	Apr		--	1.8%	
	15:30	GB	House Price Index YoY	Mar		--	0.6%	
	15:30	GB	PPI Input NSA MoM	Apr		--	-0.2%	
	15:30	GB	PPI Input NSA YoY	Apr		--	3.7%	
	15:30	GB	PPI Output Core NSA MoM	Apr		--	0.0%	
	15:30	GB	PPI Output Core NSA YoY	Apr		--	2.2%	
	15:30	GB	PPI Output NSA MoM	Apr		--	0.3%	
	15:30	GB	PPI Output NSA YoY	Apr		--	2.4%	
	15:30	GB	PSNB ex Banking Groups	Apr		--	1.7b	
	15:30	GB	Public Finances (PSNCR)	Apr		--	8.9b	
	15:30	GB	Public Sector Net Borrowing	Apr		--	0.8b	
	15:30	GB	Retail Price Index	Apr		--	285.1	

	15:30	GB	RPI Ex Mort Int.Payments (YoY)	Apr	--	2.4%	
	15:30	GB	RPI MoM	Apr	--	0.0%	
	15:30	GB	RPI YoY	Apr	--	2.4%	
	16:30	EZ	ECB Chief Economist Praet Speaks in Frankfurt				
	19:30	CA	Retail Sales Ex Auto MoM	Mar	--	0.6%	
	19:30	CA	Retail Sales MoM	Mar	--	0.8%	
	21:00	US	Fed's Williams Hosts Economic Press Briefing				
	21:10	US	Fed's Bostic Makes Opening Remarks at Dallas Fed Conference				
	21:30	US	DOE Cushing OK Crude Inventory	May-17	--	1805k	
	21:30	US	DOE U.S. Crude Oil Inventories	May-17	--	5431k	
	21:30	US	DOE U.S. Distillate Inventory	May-17	--	84k	
	21:30	US	DOE U.S. Gasoline Inventories	May-17	--	-1123k	
Thu/23-May-19	01:00	US	FOMC Meeting Minutes	May-01	--	--	
	06:00	AU	CBA Australia PMI Composite	May P	--	50	
	06:00	AU	CBA Australia PMI Mfg	May P	--	50.9	
	06:00	AU	CBA Australia PMI Services	May P	--	50.1	
	07:30	JP	Nikkei Japan PMI Mfg	May P	--	50.2	
	10:00	KR	Short-Term External Debt	1Q	--	\$126.6b	
	12:00	GB	European Parliament Elections				
	13:00	DE	Capital Investment QoQ	1Q	--	0.9%	
	13:00	DE	GDP NSA YoY	1Q F	--	0.6%	
	13:00	DE	GDP SA QoQ	1Q F	--	0.4%	
	13:00	DE	GDP WDA YoY	1Q F	--	0.7%	
	13:00	DE	Government Spending QoQ	1Q	--	1.6%	
	13:00	JP	Machine Tool Orders YoY	Apr F	--	-33.4%	
	13:00	DE	Private Consumption QoQ	1Q	--	0.2%	
	14:30	DE	Markit Germany Services PMI	May P	--	55.7	
	14:30	DE	Markit/BME Germany Composite PMI	May P	--	52.2	
	14:30	DE	Markit/BME Germany Manufacturing PMI	May P	--	44.4	
	15:00	DE	IFO Business Climate	May	--	99.2	
	15:00	DE	IFO Current Assessment	May	--	103.3	
	15:00	DE	IFO Expectations	May	--	95.2	
	15:00	EZ	Markit Eurozone Composite PMI	May P	--	51.5	
	15:00	EZ	Markit Eurozone Manufacturing PMI	May P	--	47.9	
	15:00	EZ	Markit Eurozone Services PMI	May P	--	52.8	
	15:30	HK	CPI Composite YoY	Apr	2.3%	2.1%	
	18:30	EZ	ECB Releases Minutes of its April Monetary Policy Meeting				
	19:30	US	Continuing Claims	May-11	--	--	
	19:30	US	Initial Jobless Claims	May-18	--	--	
	20:45	US	Markit US Composite PMI	May P	--	53	
	20:45	US	Markit US Manufacturing PMI	May P	--	52.6	
	20:45	US	Markit US Services PMI	May P	--	53	
	21:00	US	New Home Sales	Apr	673k	692k	
	21:00	US	New Home Sales MoM	Apr	-2.8%	4.5%	
	22:00	US	Kansas City Fed Manf. Activity	May	--	5	
Fri/24-May-19	00:00	US	Fed's Kaplan, Daly, Bostic and Barkin Speak on Panel				
	05:45	NZ	Exports NZD	Apr	--	5.70b	
	05:45	NZ	Imports NZD	Apr	--	4.77b	
	05:45	NZ	Trade Balance 12 Mth YTD NZD	Apr	--	-5616m	
	05:45	NZ	Trade Balance NZD	Apr	--	922m	
	06:30	JP	Japan Apr CPI				
	06:30	JP	Natl CPI Ex Fresh Food YoY	Apr	--	0.8%	
	06:30	JP	Natl CPI Ex Fresh Food, Energy YoY	Apr	--	0.4%	
	06:30	JP	Natl CPI YoY	Apr	--	0.5%	
	12:30	JP	All Industry Activity Index MoM	Mar	--	-0.2%	
	15:30	US	ECB's Nowotny Gives Briefing with IMF Delegation in Vienna				
	15:30	GB	Retail Sales Ex Auto Fuel MoM	Apr	--	1.2%	
	15:30	GB	Retail Sales Ex Auto Fuel YoY	Apr	--	6.2%	
	15:30	GB	Retail Sales Inc Auto Fuel MoM	Apr	--	1.1%	
	15:30	GB	Retail Sales Inc Auto Fuel YoY	Apr	--	6.7%	
	17:00	GB	CBI Retailing Reported Sales	May	--	13	
	17:00	GB	CBI Total Dist. Reported Sales	May	--	9	
	19:30	US	Cap Goods Orders Nondef Ex Air	Apr P	--	1.4%	
	19:30	US	Cap Goods Ship Nondef Ex Air	Apr P	--	0.0%	
	19:30	US	Durable Goods Orders	Apr P	-1.8%	2.6%	
	19:30	US	Durables Ex Transportation	Apr P	0.3%	0.3%	
Sat/25-May-19	00:00	US	Baker Hughes U.S. Rig Count	May-24	--	--	

EUR/USD

Interest Rate: 0.00% (EU)/ 2.25%-2.50% (US)



RESISTANCE	1.12273	
	1.12069	
	1.11816	
SUPPORT	1.11359	
	1.11155	
	1.10902	
SUGGESTION	BUY	---
	SELL	1.1170
	S/L	1.1215
	T/P:	1.1110 1.1090

DATE	OPEN	HIGH	LOW	RANGE	CLOSE	CHANGE	PREVIOUS
May 21	1.11657	1.11866	1.11409	45,7	1.11563	↓ 7,9	1.11642

WEEKLY		MAY		2019	
HIGH	LOW	HIGH	LOW	HIGH	LOW
1.11866 (21 /May)	1.11409 (21/May)	1.12636 (01 /May)	1.11227 (03/May)	1.15685 (10/Jan)	1.11101 (26/Apr)

USDJPY

Interest Rate: 2.25%-2.50% (US)/-0.1% (JP)



RESISTANCE	111.381	
	111.014	
	110.744	
SUPPORT	110.107	
	109.740	
	109.470	
SUGGESTION	BUY	110.40
	SELL	---
	S/L	109.90
	T/P:	111.15 111.40

DATE	OPEN	HIGH	LOW	RANGE	CLOSE	CHANGE	PREVIOUS
May 21	110.053	110.647	110.010	63,7	110.474	↑ 42,2	110.052

WEEKLY		MAY		2019	
HIGH	LOW	HIGH	LOW	HIGH	LOW
110.647 (21/May)	109.797 (20/May)	111.686 (03/May)	109.006 (13/May)	112.388 (24/Apr)	106.542 (03/Jan)

GBP/USD

Interest Rate: 0.75% (GB)/ 2.25%-2.50% (US)



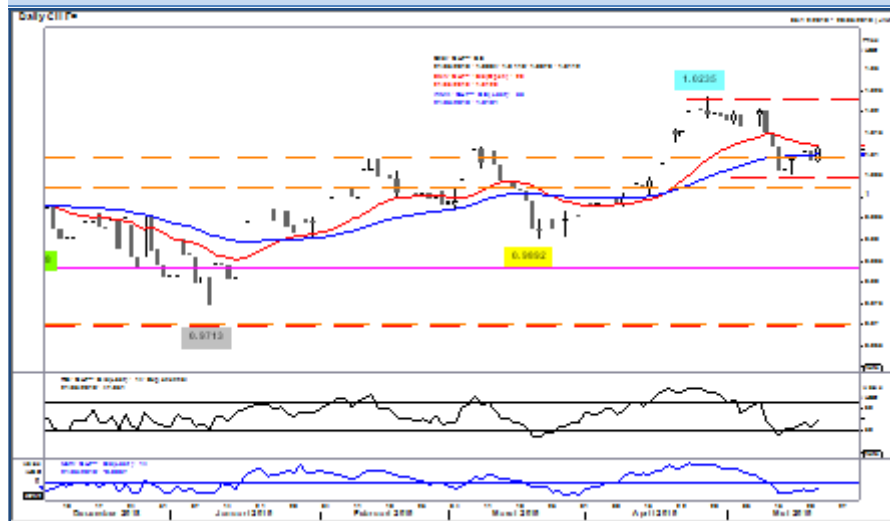
RESISTANCE	1.29114	
	1.28620	
	1.27829	
SUPPORT	1.26544	
	1.26050	
	1.25259	
SUGGESTION	BUY	---
	SELL	1.2725
	S/L	1.2780
	T/P:	1.2645 1.2615

DATE	OPEN	HIGH	LOW	RANGE	CLOSE	CHANGE	PREVIOUS
May 21	1.27243	1.28126	1.26841	128,5	1.27038	↓ 17,1	1.27209

WEEKLY		MAY		2019	
HIGH	LOW	HIGH	LOW	HIGH	LOW
1.28126 (21 /May)	1.26841 (21/May)	1.31755 (03 /May)	1.26841 (21/May)	1.33721 (13/Mar)	1.24651 (03/Jan)

USD/CHF

Interest Rate: 2.25%-2.50% (US) / 1.25 to -0.25% (CH)



RESISTANCE	1.01472	
	1.01334	
	1.01057	
SUPPORT	1.00642	
	1.00504	
	1.00227	
SUGGESTION	BUY	1.0095
	SELL	---
	S/L	1.0055
	T/P:	1.0155 1.0175

DATE	OPEN	HIGH	LOW	RANGE	CLOSE	CHANGE	PREVIOUS
May 21	1.00818	1.01185	1.00810	37,5	1.01086	↑ 30,5	1.00781

WEEKLY		MAY		2019	
HIGH	LOW	HIGH	LOW	HIGH	LOW
1.01196 (20/May)	1.00781 (20 /May)	1.02250 (07/May)	1.00488 (13 /May)	1.02358 (26/Apr)	0.97151 (10/Jan)

AUD/USD

Interest Rate: 1.50% (AU)/ 2.25%-2.50% (US)



RESISTANCE	0.69823	
	0.69553	
	0.69195	
SUPPORT	0.68567	
	0.68297	
	0.67939	
SUGGESTION	BUY	---
	SELL	0.6895
	S/L	0.6945
	T/P:	0.6825 0.6795

DATE	OPEN	HIGH	LOW	RANGE	CLOSE	CHANGE	PREVIOUS
May 21	0.69087	0.69284	0.68656	62,8	0.68785	↓ 23,8	0.69023

WEEKLY		MAY		2019	
HIGH	LOW	HIGH	LOW	HIGH	LOW
0.69334 (20/May)	0.68656 (21/May)	0.70599 (01/May)	0.68641 (17/May)	0.72941 (31/Jan)	0.68288 (03/Jan)

NZD/USD

Interest Rate: 1.50% (NZ)/ 2.25%-2.50% (US)



RESISTANCE	0.65749	
	0.65584	
	0.65322	
SUPPORT	0.64895	
	0.64730	
	0.64468	
SUGGESTION	BUY	---
	SELL	0.6515
	S/L	0.6565
	T/P:	0.6445 0.6415

DATE	OPEN	HIGH	LOW	RANGE	CLOSE	CHANGE	PREVIOUS
May 21	0.65347	0.65419	0.64992	42,7	0.65012	↓ 30,2	0.65314

WEEKLY		MAY		2019	
HIGH	LOW	HIGH	LOW	HIGH	LOW
0.65452 (20/May)	0.64992 (21/May)	0.66779 (01/May)	0.64992 (21/May)	0.69406 (01/Feb)	0.64992(21/May)

USD/CAD

Interest Rate: 2.25%-2.50% (US)/1.75% (CA)



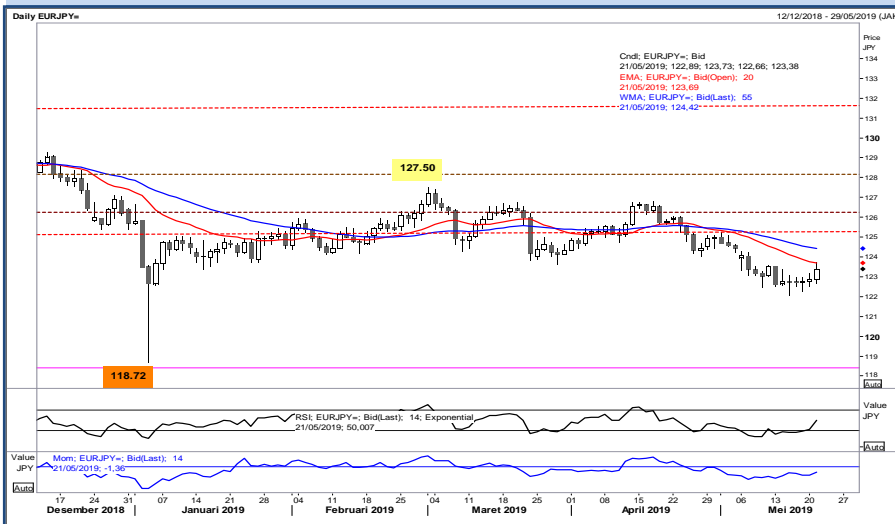
RESISTANCE	1.34634	
	1.34479	
	1.34254	
SUPPORT	1.33874	
	1.33719	
	1.33494	
SUGGESTION	BUY	---
	SELL	1.3410
	S/L	1.3460
	T/P:	1.3340 1.3310

DATE	OPEN	HIGH	LOW	RANGE	CLOSE	CHANGE	PREVIOUS
May 21	1.34272	1.34324	1.33944	38,0	1.34003	↓ 23,8	1.34241

WEEKLY		MAY		2019	
HIGH	LOW	HIGH	LOW	HIGH	LOW
1.34546 (20/May)	1.33944 (21/May)	1.35122 (17/May)	1.33758 (01/May)	1.36613 (02/Jan)	1.30674 (01/Feb)

EURJPY

Interest Rate: 0.00% (EU)/-0.1% (JP)



RESISTANCE	124.850	
	124.290	
	123.776	
SUPPORT	122.702	
	122.142	
	121.628	
SUGGESTION	BUY	123.15
	SELL	---
	S/L	122.65
	T/P:	123.85 124.15

DATE	OPEN	HIGH	LOW	RANGE	CLOSE	CHANGE	PREVIOUS
May 21	122.904	123.730	122.656	107,4	123.262	↑ 39,2	122.870

WEEKLY		MAY		2019	
HIGH	LOW	HIGH	LOW	HIGH	LOW
123.730 (21/May)	122.518 (20/May)	125.214 (01/May)	122.063 (15/May)	127.483 (01/Mar)	120.755 (03/Jan)

GOLD (XAU/USD)



RESISTANCE	1286.907	
	1282.363	
	1278.487	
SUPPORT	1270.067	
	1265.523	
	1261.647	
SUGGESTION	BUY	---
	SELL	1275.00
	S/L	1281.00
	T/P:	1267.00 1262.00

DATE	OPEN	HIGH	LOW	RANGE	CLOSE	CHANGE	PREVIOUS
May 21	1277.510	1277.820	1269.400	8.42	1274.610	↓ 3.00	1277.610

WEEKLY		MAY		2019	
HIGH	LOW	HIGH	LOW	HIGH	LOW
1278.890 (20/May)	1269.400 (21/May)	1303.220(14/May)	1266.150(02/May)	1346.640 (20/Feb)	1266.150 (02/May)

SILVER (XAG/USD)



RESISTANCE	14.572	
	14.513	
	14.472	
SUPPORT	14.372	
	14.313	
	14.272	
SUGGESTION	BUY	---
	SELL	14.45
	S/L	14.55
	T/P:	14.25 14.15

DATE	OPEN	HIGH	LOW	RANGE	CLOSE	CHANGE	PREVIOUS
May 21	14.438	14.455	14.355	0.10	14.431	↓ 0.01	14.443

WEEKLY		MAY		2019	
HIGH	LOW	HIGH	LOW	HIGH	LOW
14.458 (20/May)	14.355 (21/May)	14.954 (03/May)	14.355 (21/May)	16.191 (20/Feb)	14.355 (21/May)

OIL WTI – CLN9/USD

(Exp. 20 Jun 2019)



DATE	OPEN	HIGH	LOW	RANGE	CLOSE	CHANGE	PREVIOUS
May 21	63.26	63.76	62.78	0.98	62.96	↓ 0.31	63.27

WEEKLY		MAY		2019	
HIGH	LOW	HIGH	LOW	HIGH	LOW
63.94 (20/May)	62.59 (20/May)	63.94 (20/May)	60.05 (06/May)	66.58 (23/Apr)	44.36 (02/Jan)

Disclaimer

All contents of this report have been prepared by the Research Dept. of Valbury Asia Futures and are provided solely for informational purpose. We have taken reasonable measures to ensure the accuracy of the report, however, do not guarantee its accuracy and will not accept liability for any consequential loss or damage which may arise directly or indirectly from any use of the report.

Published by RESEARCH DEPARTMENT – PT VALBURY ASIA FUTURES
Menara Karya 9th Floor, Jl. HR Rasuna Said Blok X-5 Kav. 1-2 Jakarta 12950 Indonesia
Phone : +6221-25533777, Email: research@valbury.com