

Daily Outlook

GLOBAL MARKETS & ECONOMIES | WEEKLY ECONOMIC INDICATORS | CURRENCIES | PRECIOUS METAL | O I L |

GLOBAL ECONOMIES	<ul style="list-style-type: none"> • The United States and China may be in the final weeks of discussions to hammer out a deal to ease their tit-for-tat tariffs dispute, U.S. Trade Representative Robert Lighthizer said on Tuesday. • A future euro zone budget should support structural reforms and investment in euro zone countries with grants and loans, the chairman of euro zone finance ministers Mario Centeno said on Monday, summing up discussions among European Union ministers. • Britain's economy picked up in January after a weak December but the bigger picture remained one of growth stuck in low gear ahead of Brexit, official data showed. • Britain's parliament rejected Prime Minister Theresa May's deal to quit the European Union for a second time on Tuesday, deepening the country's worst political crisis for generations, 17 days before the planned departure date. Lawmakers voted against May's amended Brexit deal by 391 to 242 as her last-minute talks with EU chiefs on Monday to assuage her critics' concerns ultimately proved fruitless. The vote puts the world's fifth largest economy in uncharted territory with no obvious way forward: exiting the EU without a deal, delaying the March 29 divorce date, a snap election, or even another referendum are all now possible. • U.S. consumer prices rose for the first time in four months in February, but the pace of the increase was modest, resulting in the smallest annual gain in nearly 2-1/2 years.
GLOBAL MARKETS	<ul style="list-style-type: none"> • A gauge of world equity markets rose and the dollar eased on Tuesday after a tame reading on U.S. inflation reinforced expectations the Federal Reserve will not raise interest rates anytime soon, while Boeing shares slid for a second day. • U.S. consumer prices rose for the first time in four months in February but the modest pace of the increase resulted in the smallest annual gain in inflation in nearly 2-1/2 years. In the 12 months through February, the CPI rose 1.5 percent, well under the Fed's target of 2 percent, leading the dollar to slip against the euro and the dollar index of leading U.S. trading partners' currencies to fall. • Britain's parliament late Tuesday rejected Prime Minister Theresa May's deal to quit the EU for a second time, deepening the country's worst political crisis in generations, a scant 17 days before the planned departure date.
FOREX	<p>Sterling whipsawed after Prime Minister Theresa May's Brexit deal was defeated in Parliament on Tuesday, leaving the currency unchanged on the day, while the dollar fell against the euro as U.S. consumer prices disappointed.</p> <p>The British Parliament rejected May's deal to quit the European Union for a second time, deepening the country's worst political crisis for generations, 17 days before the planned departure date. Sterling was about half a percent weaker at \$1.307 after trading in a wide range over the course of the day.</p> <p>There is no obvious way forward for Britain: exiting the EU without a deal, delaying the March 29 divorce date, a snap election, or even another referendum are all now possible. May might try a third time to get parliamentary support in the hope that hardline euroskeptic lawmakers in her Conservative Party might change their minds if it becomes a choice between her withdrawal plan or Britain's remaining in the EU.</p> <p>Also on Tuesday, the dollar was weaker against the euro after U.S. consumer price data showed that inflation remains low despite a tight labor market, bolstering the likelihood the Federal Reserve would keep interest rates unchanged.</p> <p>The U.S. consumer price index rose for the first time in four months in February, but the pace of the increase was modest, resulting in the smallest annual gain in nearly 2-1/2 years.</p> <p>The dollar index, which measures the greenback against a basket of six rivals, fell and was last down 0.29 percent at 96.932</p> <p>The euro strengthened against the dollar, last trading at \$1.1297 up 0.44 percent. Against the Japanese yen, the dollar was 0.09 percent stronger at 111.29 yen, paring earlier gains.</p>

GOLD

Gold gained on Tuesday as the dollar slipped after tame U.S. inflation data supported the Federal Reserve's 'patient' stance on interest rate hikes, while investors awaited a key Brexit vote later in the day.

Spot gold rose 0.4 percent to \$1,298.63 per ounce as of 2:09 p.m. EDT (1809 GMT), while U.S. gold futures settled 0.5 percent higher at \$1,297.70.

U.S. consumer prices rose for the first time in four months in February. However, the annual gain was the smallest in about 2-1/2 years, showing inflation remained low.

The dollar fell compared with major currencies following the data, bolstering appeal for bullion. Lower interest rates reduce the opportunity cost of holding non-yielding bullion and weigh on the dollar.

Investors would now be keeping a close eye on a vote on the Brexit deal around 3 p.m. EDT, with Prime Minister Theresa May's newly won assurances on her divorce deal failing to win over the main Brexit faction in her Conservative Party.

Reflecting investor sentiment, holdings in the SPDR Gold Trust, the world's largest gold-backed exchange-traded fund, rose 0.4 percent to 769.53 tonnes on Monday.

Gold is facing stiff resistance at the \$1,300 mark, having failed to significantly break above the key psychological ceiling, despite recent momentum on the back of the dollar's declines fuelled by weak U.S. jobs data and modest retail sales in January.

Among other precious metals, palladium was up 0.3 percent at \$1,540.01 per ounce, while platinum gained 1.2 percent to \$834.55. Silver advanced 0.6 percent to \$15.41 per ounce, after touching its highest since March 1 earlier in the session.

OIL

Oil prices edged higher on Tuesday, supported by signs of tightening global supply after a Saudi official said the kingdom plans to cut oil exports in April, while the U.S. government reduced its forecast for domestic crude output growth.

Saudi Arabia, seeking to drain a supply glut and support prices, plans to cut its crude oil exports next month to below 7 million barrels per day (bpd), while keeping its output well below 10 million bpd, a Saudi official said on Monday.

Brent crude futures rose 9 cents, or 0.1 percent, to settle at \$66.67 a barrel. U.S. West Texas Intermediate (WTI) crude futures rose 8 cents, or 0.1 percent, to settle at \$56.87 a barrel.

Since the beginning of the year, both benchmarks have risen around 25 percent.

Crude has been supported since the Organization of the Petroleum Exporting Countries and its allies, including Russia, returned to supply cuts as of Jan. 1. The group, known as OPEC+, agreed to reduce supply by 1.2 million bpd for six months.

Saudi Arabia has voluntarily cut its supply by more than the deal requires and in April will keep output "well below" 10 million bpd, the Saudi official said - less than the 10.311 million bpd the kingdom had agreed to pump.

On Sunday, Saudi oil minister Khalid al-Falih said it would be too early to change OPEC+ output policy at the group's meeting in April.

The United Arab Emirates in February exceeded its OPEC target for oil output cuts, achieving 119 percent of its goal, the country's energy minister said on Tuesday at an energy conference. A host of involuntary supply curbs in OPEC members, caused by unrest in Libya and U.S. sanctions on Iran and Venezuela, have also boosted prices.

In addition, Venezuela's state-run oil firm PDVSA has been unable to resume crude exports from its primary port since a power outage last week, people familiar with the matter said on Monday.

In the United States, domestic crude production is expected to grow more slowly than previously anticipated in 2019, averaging about 12.3 million bpd, the U.S. Energy Information Administration (EIA) said.

However, the EIA cut its 2019 world oil demand growth forecast by 40,000 bpd to 1.45 million bpd. U.S. crude inventories fell by 2.6 million barrels in the week to March 8 to 449 million, the American Petroleum Institute industry group said on Tuesday. Analysts had expected an increase of 2.7 million barrels. The official U.S. government report on crude stockpiles will be released on Wednesday.

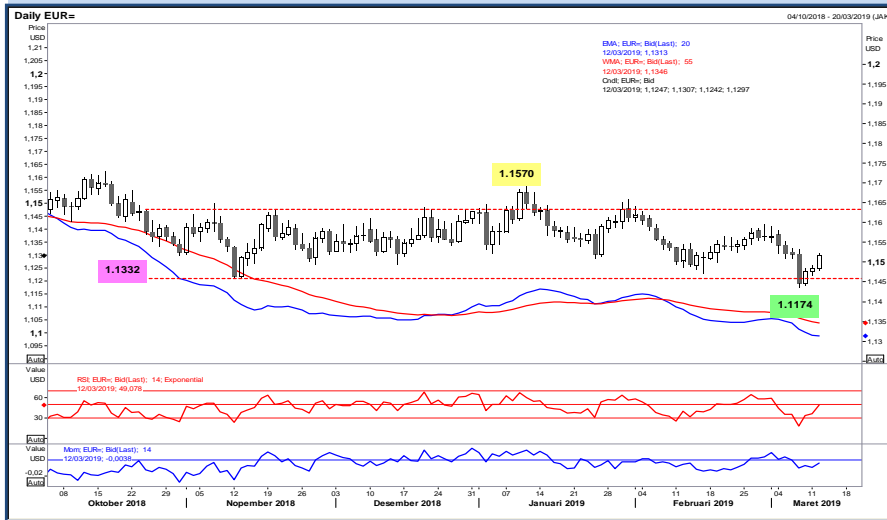
ECONOMIC INDICATORS

DATE	WIB	CT Y	INDICATORS	PER	ACTUAL	FORECAST	PREV.	REV.
10-Mar - 15-Mar	N/A	CN	Aggregate Financing CNY	Feb		1300.0b	4640.0b	
Mon/11-Mar-19	13:00	JP	Machine Tool Orders YoY	Feb P	-29.3%	--	-18.8%	
	14:00	DE	Current Account Balance	Jan	18.3b	18.0b	21.0b	
	14:00	DE	Exports SA MoM	Jan	0.0%	-0.5	1.5%	
	14:00	DE	Imports SA MoM	Jan	1.5%	-0.1%	1.2%	0.7%
	14:00	DE	Industrial Production SA MoM	Jan	-0.8%	0.5%	-0.4%	
	14:00	DE	Industrial Production WDA YoY	Jan	-3.3%	-3.3%	-3.9%	
	14:00	DE	Labor Costs SA QoQ	4Q		--	1.0%	
	14:00	DE	Labor Costs WDA YoY	4Q		--	2.7%	
	14:00	DE	Trade Balance	Jan	14.5b	15.2b	13.9b	14.3b
11-Mar - 18-Mar	N/A	CN	Foreign Direct Investment YoY CNY	Feb		--	4.8%	
	19:30	US	Retail Sales Advance MoM	Jan	0.2%	0.0%	-1.2%	
	19:30	US	Retail Sales Control Group	Jan	1.1%	0.6%	-1.7%	-2.3%
	19:30	US	Retail Sales Ex Auto and Gas	Jan	1.2%	0.6%	-1.4%	-1.6%
	19:30	US	Retail Sales Ex Auto MoM	Jan	0.9%	0.3%	-1.8%	-2.1%
	20:00	GB	BOE's Haskel Speaks in Birmingham					
	21:00	US	Business Inventories	Dec	0.6%	0.6%	-0.1%	
Tue/12-Mar-19	06:50	JP	BSI Large All Industry QoQ	1Q	-1.7	--	4.3	
	06:50	JP	BSI Large Manufacturing QoQ	1Q	-7.3	--	5.5	
	07:30	AU	Home Loans MoM	Jan	-1.2%	-2.0%	-8.2%	-8.0%
	07:30	AU	Investment Lending	Jan	-4.1%	-1.5%	-4.6%	
	07:30	AU	NAB Business Conditions	Feb	4	--	7	
	07:30	AU	NAB Business Confidence	Feb	2	--	4	
	07:30	AU	Owner-Occupier Loan Value MoM	Jan	-1.3%	0.0%	-6.4%	-5.3%
	13:30	AU	RBA's Debelle Gives Speech in Sydney					
	16:30	GB	Construction Output SA MoM	Jan	2.8%	0.8%	-2.8%	
	16:30	GB	Construction Output SA YoY	Jan	1.8%	0.2%	-2.4%	
	16:30	GB	GDP (MoM)	Jan	0.5%	0.2%	-0.4%	
	16:30	GB	Index of Services 3M/3M	Jan	0.2%	0.2%	0.4%	
	16:30	GB	Index of Services MoM	Jan	0.3%	0.2%	-0.2%	
	16:30	GB	Industrial Production MoM	Jan	0.6%	-0.2%	-0.5%	
	16:30	GB	Industrial Production YoY	Jan	-0.9%	-1.3%	-0.9%	
	16:30	GB	Manufacturing Production MoM	Jan	0.8%	0.2%	-0.7%	
	16:30	GB	Manufacturing Production YoY	Jan	-1.1%	-1.9%	-2.1%	
	16:30	GB	Monthly GDP 3M/3M Change	Jan	0.2%	0.2%	0.2%	
	16:30	GB	Trade Balance	Jan	-£3825m	-£2600m	-£3229m	-£3448m
	16:30	GB	Trade Balance Non EU GBP/Mn	Jan	-£4977m	-£3800m	-£3642m	-£4369m
	16:30	GB	Visible Trade Balance GBP/Mn	Jan	-£13100m	-£12200m	-£12102m	£12690m
	17:00	US	NFIB Small Business Optimism	Feb	101.7	102.0	101.2	
	19:30	US	CPI Core Index SA	Feb	260.989	261.195	260.701	
	19:30	US	CPI Ex Food and Energy MoM	Feb	0.1%	0.2%	0.2%	
	19:30	US	CPI Ex Food and Energy YoY	Feb	2.1%	2.2%	2.2%	
	19:30	US	CPI Index NSA	Feb	252.776	252.866	251.712	
	19:30	US	CPI MoM	Feb	0.2%	0.2%	0.0%	
	19:30	US	CPI YoY	Feb	1.5%	1.6%	1.6%	
	19:30	US	Real Avg Hourly Earning YoY	Feb	1.9%	--	1.7%	1.6%
	19:30	US	Real Avg Weekly Earnings YoY	Feb	1.6%	--	1.9%	
Wed/13-Mar-19	06:00	KR	Unemployment rate SA	Feb		4.1%	4.4%	
	06:30	AU	Westpac Consumer Conf Index	Mar		--	103.8	
	06:30	AU	Westpac Consumer Conf SA MoM	Mar		--	4.3%	
	06:50	JP	Core Machine Orders MoM	Jan		-1.6%	-0.1%	
	06:50	JP	Core Machine Orders YoY	Jan		-2.3%	0.9%	
	06:50	JP	PPI MoM	Feb		0.1%	-0.6%	
	06:50	JP	PPI YoY	Feb		0.7%	0.6%	
	11:30	JP	Tertiary Industry Index MoM	Jan		-0.3%	-0.3%	
	17:00	EZ	Industrial Production SA MoM	Jan		0.5%	-0.9%	
	17:00	EZ	Industrial Production WDA YoY	Jan		-2.1%	-4.2%	
	19:30	US	Cap Goods Orders Nondef Ex Air	Jan P		-0.1%	--	
	19:30	US	Cap Goods Ship Nondef Ex Air	Jan P		--	--	
	19:30	US	Durable Goods Orders	Jan P		-0.8%	--	
	19:30	US	Durables Ex Transportation	Jan P		0.3%	--	
	19:30	US	PPI Ex Food and Energy MoM	Feb		0.2%	0.3%	
	19:30	US	PPI Ex Food and Energy YoY	Feb		2.6%	2.6%	
	19:30	US	PPI Ex Food, Energy, Trade MoM	Feb		0.2%	0.2%	

	19:30	US	PPI Ex Food, Energy, Trade YoY	Feb		--	2.5%	
	19:30	US	PPI Final Demand MoM	Feb		0.2%	-0.1%	
	19:30	US	PPI Final Demand YoY	Feb		1.9%	2.0%	
	21:00	US	Construction Spending MoM	Jan		0.6%	-0.6%	
	21:30	US	DOE Cushing OK Crude Inventory	Mar-08		--	873k	
	21:30	US	DOE U.S. Crude Oil Inventories	Mar-08		--	7069k	
	21:30	US	DOE U.S. Distillate Inventory	Mar-08		--	-2393k	
	21:30	US	DOE U.S. Gasoline Inventories	Mar-08		--	-4227k	
Thu/14-Mar-19	07:00	AU	Consumer Inflation Expectation	Mar		--	3.7%	
	07:01	GB	RICS House Price Balance	Feb		-24%	-22%	
	09:00	CN	Industrial Production YTD YoY	Feb		5.5%	6.2%	
	09:00	CN	Retail Sales YTD YoY	Feb		8.1%	9.0%	
	09:00	CN	Surveyed Jobless Rate	Feb		--	4.9%	
	13:45	CH	SECO March 2019 Economic Forecasts					
	14:00	DE	CPI EU Harmonized MoM	Feb F		0.5%	0.5%	
	14:00	DE	CPI EU Harmonized YoY	Feb F		1.7%	1.7%	
	14:00	DE	CPI MoM	Feb F		0.5%	0.5%	
	14:00	DE	CPI YoY	Feb F		1.6%	1.6%	
	15:30	HK	Industrial Production YoY	4Q		--	1.2%	
	15:30	HK	PPI YoY	4Q		--	0.1%	
	19:30	US	Continuing Claims	Mar-02		--	1755k	
	19:30	US	Initial Jobless Claims	Mar-09		--	223k	
	21:00	US	New Home Sales	Jan		628k	621k	
	21:00	US	New Home Sales MoM	Jan		1.0%	3.7%	
Fri/15-Mar-19	04:30	NZ	BusinessNZ Manufacturing PMI	Feb		--	53.1	
	05:50	CA	Bank of Canada Wilkins Speech					
	N/A	JP	BOJ 10-Yr Yield Target	Mar-15		--	0.0%	
	N/A	JP	BOJ Policy Balance Rate	Mar-15		--	-0.1%	
	17:00	EZ	CPI Core YoY	Feb F		1.0%	1.0%	
	17:00	EZ	CPI MoM	Feb		0.3%	-1.0%	
	17:00	EZ	CPI YoY	Feb F		1.5%	1.4%	
	19:30	US	Empire Manufacturing	Mar		10	8.8	
	19:30	CA	Manufacturing Sales MoM	Jan		--	-1.3%	
	20:15	US	Capacity Utilization	Feb		78.7%	78.2%	
	20:15	US	Industrial Production MoM	Feb		0.6%	-0.6%	
	20:15	US	Manufacturing (SIC) Production	Feb		0.5%	-0.9%	
	21:00	US	U. of Mich. 1 Yr Inflation	Mar P		--	2.6%	
	21:00	US	U. of Mich. 5-10 Yr Inflation	Mar P		--	2.3%	
	21:00	US	U. of Mich. Current Conditions	Mar P		--	108.5	
	21:00	US	U. of Mich. Expectations	Mar P		--	84.4	
	21:00	US	U. of Mich. Sentiment	Mar P		95.8	93.8	
Sat/16-Mar-19	00:00	US	Baker Hughes U.S. Rig Count	Mar-15		--	--	

EUR/USD

Interest Rate: 0.00% (EU)/ 2.25%-2.50% (US)



RESISTANCE	1.13783	
	1.13426	
	1.13163	
SUPPORT	1.12543	
	1.12186	
	1.11923	
SUGGESTION	BUY	1.1275
	SELL	---
	S/L	1.1225
	T/P:	1.1345 1.1375

DATE	OPEN	HIGH	LOW	RANGE	CLOSE	CHANGE	PREVIOUS
Mar 12	1.12479	1.13037	1.12464	57,3	1.12844	↑ 40,8	1.12436

WEEKLY		MARCH		2019	
HIGH	LOW	HIGH	LOW	HIGH	LOW
1.13037 (12/Mar)	1.12205 (11/Mar)	1.14074 (01/Mar)	1.11749 (07/Mar)	1.15685 (10/Jan)	1.11749(07/Mar)

USDJPY

Interest Rate: 2.25%-2.50% (US)/-0.1% (JP)



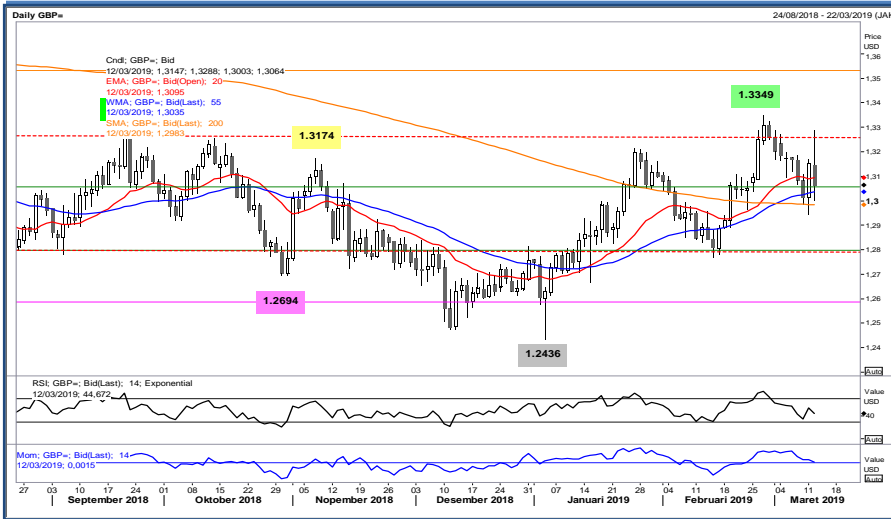
RESISTANCE	111.82	
	111.64	
	111.47	
SUPPORT	111.12	
	110.94	
	110.77	
SUGGESTION	BUY	111.25
	SELL	---
	S/L	110.80
	T/P:	111.90 112.15

DATE	OPEN	HIGH	LOW	RANGE	CLOSE	CHANGE	PREVIOUS
Mar 12	111.206	111.454	111.098	35,6	111.308	↑ 16,4	111.144

WEEKLY		MARCH		2019	
HIGH	LOW	HIGH	LOW	HIGH	LOW
111.454 (12/Mar)	110.867 (11/Mar)	112.125 (05/Mar)	110.760 (08/Mar)	112.125 (05/Mar)	106.542 (03/Jan)

GBP/USD

Interest Rate: 0.75% (GB)/ 2.25%-2.50% (US)



RESISTANCE	1.35153	
	1.34016	
	1.32333	
SUPPORT	1.29513	
	1.28376	
	1.26693	
SUGGESTION	BUY	---
	SELL	1.3090
	S/L	1.3180
	T/P:	1.2990 1.2940

DATE	OPEN	HIGH	LOW	RANGE	CLOSE	CHANGE	PREVIOUS
Mar 12	1.31871	1.32833	1.30043	279,0	1.30688	↓ 75,6	1.31444

WEEKLY		MARCH		2019	
HIGH	LOW	HIGH	LOW	HIGH	LOW
1.32833 (12/Mar)	1.29598 (11/Mar)	1.32856 (01/Mar)	1.29598 (11/Mar)	1.33495 (27/Feb)	1.24651 (03/Jan)

USD/CHF

Interest Rate: 2.25%-2.50% (US) / 1.25 to -0.25% (CH)



RESISTANCE	1.01513	
	1.01316	
	1.01033	
SUPPORT	1.00553	
	1.00356	
	1.00073	
SUGGESTION	BUY	---
	SELL	1.0085
	S/L	1.0125
	T/P:	1.0020 0.9995

DATE	OPEN	HIGH	LOW	RANGE	CLOSE	CHANGE	PREVIOUS
Mar 12	1.01010	1.01110	1.00621	48,9	1.00740	↓ 29,5	1.01035

WEEKLY		MARCH		2019	
HIGH	LOW	HIGH	LOW	HIGH	LOW
1.01183 (11/Mar)	1.00621 (12/Mar)	1.01231 (07/Mar)	0.99619 (01/Mar)	1.01231 (07/Mar)	0.97151 (10/Jan)

AUD/USD

Interest Rate: 1.5% (AU)/ 2.25%-2.50% (US)



RESISTANCE	0.71305	
	0.71106	
	0.70959	
SUPPORT	0.70613	
	0.70414	
	0.70267	
SUGGESTION	BUY	0.7070
	SELL	---
	S/L	0.7020
	T/P:	0.7140 0.7170

DATE	OPEN	HIGH	LOW	RANGE	CLOSE	CHANGE	PREVIOUS
Mar 12	0.70670	0.70907	0.70561	34,6	0.70796	↑ 12,4	0.70672

WEEKLY		MARCH		2019	
HIGH	LOW	HIGH	LOW	HIGH	LOW
0.70907 (12/Mar)	0.70254 (11/Mar)	0.71205 (01/Mar)	0.70019 (08/Mar)	0.72941 (31/Jan)	0.68288 (03/Jan)

NZD/USD

Interest Rate: 1.75% (NZ)/ 2.25%-2.50% (US)



RESISTANCE	0.69274	
	0.68995	
	0.68811	
SUPPORT	0.68348	
	0.68069	
	0.67885	
SUGGESTION	BUY	0.6850
	SELL	---
	S/L	0.6835
	T/P:	0.6920 0.6950

DATE	OPEN	HIGH	LOW	RANGE	CLOSE	CHANGE	PREVIOUS
Mar 12	0.68314	0.68717	0.68254	46,3	0.68582	↑ 29,0	0.68292

WEEKLY		MARCH		2019	
HIGH	LOW	HIGH	LOW	HIGH	LOW
0.68717 (12/Mar)	0.67891 (11/Mar)	0.68717 (12/Mar)	0.67437 (07/Mar)	0.69406 (01/Feb)	0.65894 (03/Jan)

USD/CAD

Interest Rate: 2.25%-2.50% (US)/1.75% (CA)



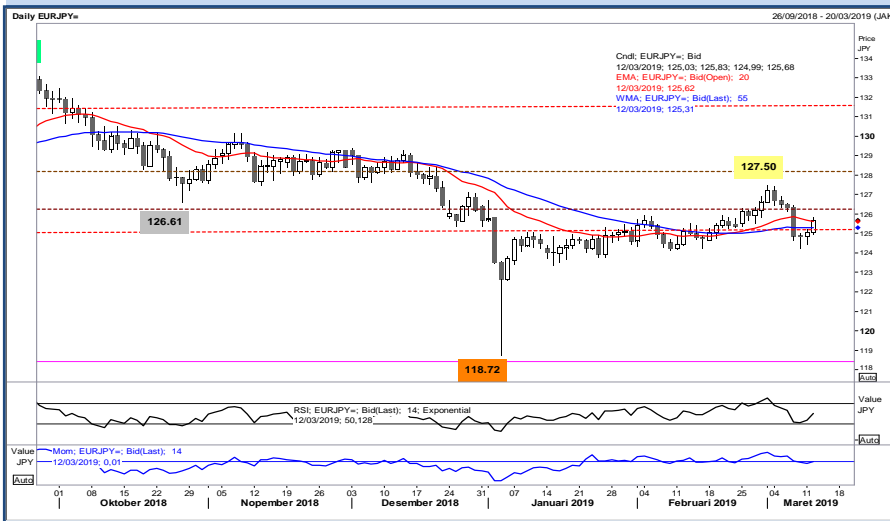
RESISTANCE	1.34635	
	1.34397	
	1.33988	
SUPPORT	1.33341	
	1.33103	
	1.32694	
SUGGESTION	BUY	---
	SELL	1.3365
	S/L	1.3400
	T/P:	1.3295 1.3265

DATE	OPEN	HIGH	LOW	RANGE	CLOSE	CHANGE	PREVIOUS
Mar 12	1.33923	1.34159	1.33512	64,7	1.33523	↓ 39,1	1.33914

WEEKLY		MARCH		2019	
HIGH	LOW	HIGH	LOW	HIGH	LOW
1.34385 (11/Mar)	1.33512 (12/Mar)	1.34663 (07/Mar)	1.31287 (01/Mar)	1.36613 (02/Jan)	1.30674 (01/Feb)

EURJPY

Interest Rate: 0.00% (EU)/-0.1% (JP)



RESISTANCE	126.776	
	126.303	
	126.976	
SUPPORT	125.176	
	124.703	
	124.376	
SUGGESTION	BUY	125.55
	SELL	---
	S/L	125.05
	T/P:	126.25 126.55

DATE	OPEN	HIGH	LOW	RANGE	CLOSE	CHANGE	PREVIOUS
Mar 12	125.091	125.808	125.053	75,5	125.644	↑ 65,2	124.992

WEEKLY		MARCH		2019	
HIGH	LOW	HIGH	LOW	HIGH	LOW
125.808 (12/Mar)	124.464 (11/Mar)	127.483 (01/Mar)	124.258 (08/Mar)	127.483 (01/Mar)	120.755 (03/Jan)

GOLD (XAU/USD)



RESISTANCE	1315.250	
	1308.670	
	1305.100	
SUPPORT	1294.950	
	1288.370	
	1284.800	
SUGGESTION	BUY	1300.00
	SELL	---
	S/L	1294.95
	T/P:	1306.00 1313.00

DATE	OPEN	HIGH	LOW	RANGE	CLOSE	CHANGE	PREVIOUS
Mar 12	1293.520	1302.090	1291.940	10.15	1301.370	↑ 8.11	1293.260

WEEKLY		MARCH		2019	
HIGH	LOW	HIGH	LOW	HIGH	LOW
1302.090 (12/Mar)	1290.400 (11/Mar)	1315.110 (01/Mar)	1280.770 (07/Mar)	1346.640 (20/Feb)	1276.550 (04/Jan)

SILVER (XAG/USD)



RESISTANCE	15.663	
	15.558	
	15.488	
SUPPORT	15.313	
	15.208	
	15.138	
SUGGESTION	BUY	15.35
	SELL	---
	S/L	15.25
	T/P:	15.55 15.65

DATE	OPEN	HIGH	LOW	RANGE	CLOSE	CHANGE	PREVIOUS
Mar 12	15.295	15.453	15.278	0.17	15.422	↑ 0.13	15.293

WEEKLY		MARCH		2019	
HIGH	LOW	HIGH	LOW	HIGH	LOW
15.453 (12/Mar)	15.190 (11/Mar)	15.613 (01/Mar)	14.955 (07/Mar)	16.191 (20/Feb)	14.955 (07/Mar)

CLJ9/USD (OIL WTI)

(Exp.: 20 Mar 2019 - Reuters)



RESISTANCE	58.29	
	57.91	
	57.49	
SUPPORT	56.69	
	56.31	
	55.89	
SUGGESTION	BUY	56.55
	SELL	---
	S/L	55.55
	T/P:	57.85 58.55

DATE	OPEN	HIGH	LOW	RANGE	CLOSE	CHANGE	PREVIOUS
Mar 12	56.75	57.54	56.74	0.80	57.07	↑ 0.30	56.77

WEEKLY		MARCH		2019	
HIGH	LOW	HIGH	LOW	HIGH	LOW
57.54 (12/Mar)	56.01 (11/Mar)	57.85 (01/Mar)	54.52 (08/Mar)	57.85 (01/Mar)	44.36 (02/Jan)

Disclaimer

All contents of this report have been prepared by the Research Dept. of Valbury Asia Futures and are provided solely for informational purpose. We have taken reasonable measures to ensure the accuracy of the report, however, do not guarantee its accuracy and will not accept liability for any consequential loss or damage which may arise directly or indirectly from any use of the report.

Published by RESEARCH DEPARTMENT – PT VALBURY ASIA FUTURES
Menara Karya 9th Floor, Jl. HR Rasuna Said Blok X-5 Kav. 1-2 Jakarta 12950 Indonesia
Phone : +6221-25533777, Email: research@valbury.com