

## Daily Outlook

GLOBAL MARKETS & ECONOMIES | WEEKLY ECONOMIC INDICATORS | CURRENCIES | PRECIOUS METAL | O I L |

<b>GLOBAL ECONOMIES</b>	<ul style="list-style-type: none"> <li>• The Bank of England is more likely to cut interest rates than raise them in the event of a no-deal Brexit, rate-setter Silvana Tenreyro said, the latest BoE official to back the idea of coming to the economy's rescue if it suffers a Brexit shock.</li> <li>• The European Central Bank changed tack on its tightening plan on Thursday, pushing out the timing of its first post-crisis rate hike until 2020 at the earliest and offering banks a new round of cheap loans to help revive the euro zone economy.</li> </ul>
<b>GLOBAL MARKETS</b>	<ul style="list-style-type: none"> <li>• A gauge of global stock markets stumbled on Thursday while the U.S. dollar rose, as the European Central Bank postponed interest rate hikes to 2020 and launched a new round of cheap loans to banks in an effort to spark the euro zone economy.</li> <li>• The ECB's move puts it in sync with other central banks around the world that have been taking a dovish tack, including the Bank of Canada earlier this week. The ECB also cut its growth and inflation estimates for 2019 as well as those for 2020 and 2021, raising alarm bells for investors once again over global growth.</li> </ul>
<b>FOREX</b>	<p>The euro sank on Thursday to its lowest against the dollar since June 2017 after the European Central Bank postponed the timing of its first post-crisis rate hike to 2020 at the earliest and launched a new round of cheap loans to banks.</p> <p>The ECB's decision to tweak its forward guidance on rates was a surprise for many investors. The central bank also cut its growth and inflation forecasts through 2021.</p> <p>Anemic domestic demand and political tensions will unlikely be resolved by an easy ECB policy stance and would keep downward pressure on the euro, analysts said.</p> <p>Currencies of European countries not part of the euro zone, such as the Swedish crown and Hungarian forint, fell hard after the ECB's decision, which is aimed at battling deteriorating regional business and consumer activities, analysts said.</p> <p>On the other hand, the greenback reached a new 2019 high against a basket of currencies that includes the euro as traders bet the United States would fare better than Europe in the coming months despite some soft patches in the U.S. economy.</p> <p>The euro sagged to \$1.1206, its lowest level since mid-2017. It was last 0.81 percent lower at \$1.1216 in midday U.S. trading.</p> <p>The euro is at risk of falling to \$1.10 in the coming weeks, analysts said.</p> <p>The Swedish crown fell to its weakest since Dec. 15, 2016 at 9.4185 per dollar. It was down 0.62 percent at 10.581 per euro, Reuters data showed.</p> <p>The Hungarian forint shed 0.99 against the dollar and dipped 0.1 percent against the euro.</p> <p>The ICE index that tracks the dollar against a basket of six major currencies was up 0.63 percent at 97.483 after touching 97.499, which was its highest since Dec. 17.</p> <p>Among other G10 currencies, the Canadian and Australian dollars hovered at two-month lows after investors bet their central banks would ease monetary policy as their economies slow.</p> <p>The Aussie was down 0.06 percent at \$0.7028, while the loonie was up 0.10 percent at C\$1.3428.</p>
<b>GOLD</b>	<p>Gold edged lower on Thursday, holding near a multi-week low as the dollar gained against the euro after the European Central Bank postponed an interest rate hike, but the bank's gloomy economic outlook limited the metal's fall.</p> <p>Spot gold was down 0.1 percent at \$1,285.61 per ounce as of 2:00 p.m. EST (1900 GMT). It hit \$1,280.70 on Tuesday, the lowest since Jan. 25.</p> <p>U.S. gold futures settled down 0.1 percent at \$1,286.1 per ounce.</p> <p>The ECB slashed its 2019 growth and inflation forecasts and lowered those for 2020 and 2021 on Thursday, acknowledging that Europe's slowdown was longer and deeper than earlier thought.</p> <p>The euro dipped against the dollar following the ECB's monetary policy statement, which was a surprise for many investors. The dollar, measured against a basket of currencies, rose to a near three-month peak as the euro sold off.</p> <p>Germany, the euro zone's biggest economy, stagnated in the fourth quarter and Italy is in outright</p>

	<p>recession, raising the risk that a temporary slowdown will become a more lasting downturn as business confidence is sapped by a steady flow of negative news.</p> <p>The ECB announcement compounded worries of a global slowdown, helping bolster the overall sentiment for bullion, considered a safe store of value during times of economic or political uncertainty. The U.S. non-farm payrolls report on Friday could provide further signals on the strength of the economy and how it would affect the Federal Reserve's monetary policy.</p> <p>Also supporting gold was strong buying from central banks, analysts said, with China, the world's biggest consumer of the metal, increasing its gold reserves to 60.260 million fine troy ounces in February from 59.940 million troy ounces at end-January.</p> <p>Palladium fell 0.7 percent to \$1,527.02 per ounce and silver dipped 0.3 percent to \$15.03. Silver touched a low of \$14.96, its weakest since the end of December.</p> <p>Platinum was down 1.9 percent at \$811 per ounce.</p>
<p><b>OIL</b></p>	<p>Oil prices edged higher on Wednesday, supported by OPEC-led supply cuts and U.S. sanctions against exporters Venezuela and Iran, but gains were capped by falling stock markets and renewed concerns over demand growth.</p> <p>Brent crude futures gained 27 cents, or 0.4 percent, to \$66.26 a barrel by 1:01 p.m. EST (1801 GMT). U.S. West Texas Intermediate (WTI) crude futures rose 46 cents, or 0.8 percent, to \$56.68 a barrel. The Organization of the Petroleum Exporting Countries and allies such as Russia this year have aimed to cut output and tighten oil markets, which has supported prices.</p> <p>U.S. sanctions against the oil industries of OPEC members Iran and Venezuela have also had an impact on futures, traders said.</p> <p>Venezuela's state-run oil firm PDVSA this week declared a maritime emergency, citing trouble accessing tankers and personnel to export its oil due to sanctions.</p> <p>When the United States reimposed sanctions against Iran in November, Washington granted waivers to eight Iranian oil buyers. The waivers allowed them to buy limited amounts of crude for another 180 days.</p> <p>Washington has put pressure on these governments to gradually cut their oil imports from Iran to zero, but importers remain in talks over potential extensions.</p> <p>India wants to keep buying Iranian oil at its current level of about 300,000 barrels per day (bpd), as it negotiates with Washington about extending a sanctions waiver past early May, two sources in India with knowledge of the matter said. Signs of strong demand for refined products from U.S. Energy Information Administration data on Wednesday also kept prices lifted.</p> <p>However, prices were pressured on Thursday by concerns surrounding Europe's economy, which pushed Wall Street lower and fueled worries about global oil demand.</p> <p>To stimulate a struggling euro zone economy, the European Central Bank pushed out the timing of its first post-crisis rate hike to next year at the earliest on Thursday and offered banks new rounds of multi-year cash.</p> <p>Further, oil remains in plentiful supply thanks to surging U.S. production. U.S. crude oil production was at a record 12.1 million bpd last week.</p> <p>Elsewhere, Libya's El Sharara oilfield is pumping 135,000 barrels a day with output rising, state oil firm NOC said on Thursday.</p>

## ECONOMIC INDICATORS

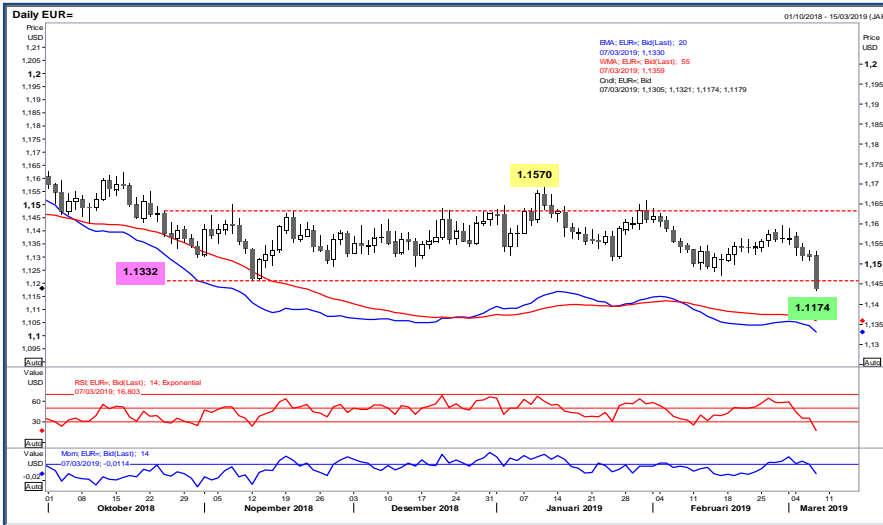
DATE	WIB	CT Y	INDICATORS	PER	ACTUAL	FORECAST	PREV.	REV.
<b>Mon/04-Mar-19</b>	06:50	JP	Monetary Base End of period	Feb	¥497.3t	--	¥500.2t	
	06:50	JP	Monetary Base YoY	Feb	4.6%	--	4.7%	
	07:00	AU	Melbourne Institute Inflation MoM	Feb	0.1%	--	-0.1%	
	07:00	AU	Melbourne Institute Inflation YoY	Feb	1.7%	--	1.5%	
	07:30	AU	Building Approvals MoM	Jan	2.5%	1.5%	-8.4%	-8.1%
	07:30	AU	Building Approvals YoY	Jan	-28.6%	-28.9%	-22.5%	-22.0%
	07:30	AU	Inventories SA QoQ	4Q	-0.2%	0.3%	0.0%	-0.1%
	07:30	KR	Nikkei South Korea PMI Mfg	Feb	47.2	48.1	48.3	
	16:30	GB	Markit/CIPS UK Construction PMI	Feb	49.5	50.5	50.6	
	16:30	EZ	Sentix Investor Confidence	Mar	-2.2	-3.1	-3.7	
	17:00	EZ	PPI MoM	Jan	0.4%	0.3%	-0.8%	
	17:00	EZ	PPI YoY	Jan	3.0%	2.9%	3.0%	
	22:00	US	Construction Spending MoM	Dec	-0.6%	0.1%	0.8%	
	04-Mar - 09-Mar	N/A	US	Advance Goods Trade Balance	Jan		--	-\$79.5b
04-Mar - 09-Mar	N/A	US	Retail Inventories MoM	Jan		--	0.9%	
04-Mar - 09-Mar	N/A	US	Wholesale Inventories MoM	Jan P		--	1.1%	
<b>Tue/05-Mar-19</b>	04:30	AU	AIG Perf of Services Index	Feb	44.5	--	44.3	
	05:00	AU	CBA Australia PMI Composite	Feb F	49.1	--	49.7	
	05:00	AU	CBA Australia PMI Services	Feb F	48.7	--	49.3	
	06:00	KR	CPI Core YoY	Feb		--	1.2%	
	06:00	KR	CPI MoM	Feb	0.4%	0.6%	-0.1%	
	06:00	KR	CPI YoY	Feb	0.5%	0.7%	0.8%	
	06:00	KR	GDP SA QoQ	4Q F	1.0%	1.0%	1.0%	
	06:00	KR	GDP YoY	4Q F	3.1%	3.1%	3.1%	
	07:30	AU	BoP Current Account Balance	4Q	-\$7.2b	-\$9.1b	-\$10.7b	-\$10.8b
	07:30	AU	Net Exports of GDP	4Q	-0.2	-0.1	0.4	
	07:30	HK	Nikkei Hong Kong PMI	Feb	48.4	48.0	48.2	
	07:30	JP	Nikkei Japan PMI Composite	Feb	50.7	--	50.9	
	07:30	JP	Nikkei Japan PMI Services	Feb	52.3	--	51.6	
	08:45	CN	Caixin China PMI Composite	Feb	50.7	--	50.9	
	08:45	CN	Caixin China PMI Services	Feb	51.1	53.5	53.6	
	10:30	AU	RBA Cash Rate Target	Mar-05	1.5%	1.5%	1.5%	
	14:30	CH	CPI Core YoY	Feb	0.4%	0.5%	0.5%	
	14:30	CH	CPI EU Harmonized MoM	Feb	0.3%	--	-0.6%	
	14:30	CH	CPI EU Harmonized YoY	Feb	0.7%	--	0.7%	
	14:30	CH	CPI MoM	Feb	0.4%	0.4%	-0.3%	
	14:30	CH	CPI YoY	Feb	0.6%	0.6%	0.6%	
	15:30	HK	Retail Sales Value YoY	Jan	6.9%	0.5%	0.1%	
	15:30	HK	Retail Sales Volume YoY	Jan		--	0.2%	
	15:55	DE	Markit Germany Services PMI	Feb F	55.3	55.1	55.1	
	15:55	DE	Markit/BME Germany Composite PMI	Feb F	52.8	52.7	52.7	
	16:00	EZ	Markit Eurozone Composite PMI	Feb F	51.9	51.4	51.4	
	16:00	EZ	Markit Eurozone Services PMI	Feb F	52.8	52.3	52.3	
	16:30	GB	Financial Policy Committee minutes from Feb. 26 meeting					
	16:30	GB	Markit/CIPS UK Composite PMI	Feb	51.5	50.1	50.3	
	16:30	GB	Markit/CIPS UK Services PMI	Feb	51.3	50.0	50.1	
	16:30	GB	Official Reserves Changes	Feb	\$73m	--	\$1535m	
	17:00	EZ	Retail Sales MoM	Jan	1.3%	1.3%	-1.6%	-1.4%
	17:00	EZ	Retail Sales YoY	Jan	2.2%	2.1%	0.8%	0.3%
	21:45	US	Markit US Composite PMI	Feb F	55.5	--	55.8	
21:45	US	Markit US Services PMI	Feb F	56	56.2	56.2		
22:00	US	ISM Non-Manufacturing Index	Feb	59.7	57.3	56.7		
22:00	US	New Home Sales	Dec	621k	590k	657k	599k	
22:00	US	New Home Sales MoM	Dec	3.7%	-8.7%	16.9%	9.1%	
22:35	GB	BOE Governor Mark Carney Testifies to House of Lords						
<b>Wed/06-Mar-19</b>	02:00	US	Monthly Budget Statement	Jan	\$8.7b	\$10.0b	\$49.2b	
	04:00	KR	Foreign Reserves	Feb		--	\$405.51b	
	05:10	AU	RBA Governor Lowe gives speech in Sydney					
	07:30	AU	GDP SA QoQ	4Q	0.2%	0.5%	0.3%	
	07:30	AU	GDP YoY	4Q	2.3%	2.6%	2.8%	2.07%
	08:30	JP	BOJ Harada makes a speech in Kofu					
	15:30	DE	Markit Germany Construction PMI	Feb	54.7	--	50.7	
	17:00	EZ	OECD Interim Economic Outlook					
	19:15	GB	BOE's Cunliffe speaks in London.					
	20:15	US	ADP Employment Change	Feb	183k	190k	213k	300k
20:30	CA	Labor Productivity QoQ	4Q	-0.4%	0.3%	0.3%	0.2%	

	20:30	US	Trade Balance	Dec	-\$59.8b	-\$57.9b	-\$49.3b	-\$50.3b
	22:00	CA	Bank of Canada Rate Decision	Mar-06	1.75%	1.75%	1.75%	
	22:00	CA	Ivey Purchasing Managers Index SA	Feb	50.6	--	54.7	
	22:30	US	DOE Cushing OK Crude Inventory	Mar-01	873k	--	1628k	
	22:30	US	DOE U.S. Crude Oil Inventories	Mar-01	7069k	1450k	-8647k	
	22:30	US	DOE U.S. Distillate Inventory	Mar-01	-2393k	-1000k	-304k	
	22:30	US	DOE U.S. Gasoline Inventories	Mar-01	-4227k	-1625k	-1906k	
<b>Thu/07-Mar-19</b>	00:00	US	Fed's Williams Speaks to Economic Club of New York					
	00:00	US	Fed's Mester Participates in Moderated Discussion					
	00:30	GB	BOE's Saunders Speaks in London.					
	02:00	US	U.S. Federal Reserve Releases Beige Book					
	04:30	AU	AiG Perf of Construction Index	Feb	43.8	--	43.1	
	06:50	JP	Official Reserve Assets	Feb	\$1281.8b	--	\$1279.3b	
	07:30	AU	Retail Sales MoM	Jan	0.1%	0.3%	-0.4%	
	07:30	AU	Trade Balance	Jan	A\$4549m	A\$2900m	A\$3681m	A\$3769m
	12:00	JP	Coincident Index	Jan P	97.9	98.9	101.8	
	12:00	JP	Leading Index CI	Jan P	95.9	96.1	97.5	
	12:30	AU	Foreign Reserves	Feb	A\$68.5b	--	A\$61.3b	
	13:45	CH	Unemployment Rate	Feb	2.7%	2.7%	2.8%	
	13:45	CH	Unemployment Rate SA	Feb	2.4%	2.4%	2.4%	
	15:00	CH	Foreign Currency Reserves	Feb	738.8b	--	741.5b	
	15:30	GB	Halifax House Price 3Mths/Year	Feb	2.8%	1.0%	0.8%	
	15:30	GB	Halifax House Prices MoM	Feb	5.9%	0.1%	-2.9%	-3.0%
	15:30	CN	Foreign Reserves	Feb	\$3090b	\$3070b	\$3087.92b	
	15:30	HK	Foreign Reserves	Feb	\$434.5b	--	\$432.0b	
	16:30	GB	BOE's Tenreiro Speaks in Glasgow.					
	17:00	EZ	Employment QoQ	4Q F	0.3%	--	0.3%	
	17:00	EZ	Employment YoY	4Q F	1.3%	--	1.2%	
	17:00	EZ	GDP SA QoQ	4Q F	0.2%	0.2%	0.2%	
	17:00	EZ	GDP SA YoY	4Q F	1.1%	1.2%	1.2%	
	17:00	EZ	Govt Expend QoQ	4Q		--	0.2%	
	17:00	EZ	Gross Fix Cap QoQ	4Q		--	0.2%	
	17:00	EZ	Household Cons QoQ	4Q		--	0.1%	
	19:45	EZ	ECB Deposit Facility Rate	Mar-07	-0.4%	-0.4%	-0.4%	
	19:45	EZ	ECB Main Refinancing Rate	Mar-07	0.0%	0.0%	0.0%	
	19:45	EZ	ECB Marginal Lending Facility	Mar-07	0.25%	0.25%	0.25%	
	20:30	US	Continuing Claims	Feb-23	1755k	1772k	1805k	
	20:30	EZ	ECB's Draghi Speaks in Frankfurt After Policy Decision					
	20:30	US	Initial Jobless Claims	Mar-02	223k	225k	226k	
	20:30	US	Nonfarm Productivity	4Q F	1.9%	1.5%	2.3%	1.8%
	20:30	US	Unit Labor Costs	4Q F	2.0%	1.7%	1.6%	
<b>Fri/08-Mar-19</b>	00:00	CA	Bank of Canada's Lynn Patterson speech in Hamilton					
	00:00	US	Household Change in Net Worth	4Q	-\$3730b	--	\$2070b	\$1833b
	03:00	US	Consumer Credit	Jan	\$17.049b	\$17.000b	\$16.554b	
	04:45	NZ	Mfg Activity SA QoQ	4Q	-0.5%	--	2.0%	
	04:45	NZ	Mfg Activity Volume QoQ	4Q	2.0%	--	-1.6%	
	06:00	KR	BoP Current Account Balance	Jan		--	\$4819.3m	
	06:00	KR	BoP Goods Balance	Jan		--	\$6529m	
	06:30	JP	Household Spending YoY	Jan		--	0.1%	
	06:50	JP	BoP Current Account Adjusted	Jan P		--	¥1562.3b	
	06:50	JP	BoP Current Account Balance	Jan		--	¥452.8b	
	06:50	JP	GDP Annualized SA QoQ	4Q F		--	1.4%	
	06:50	JP	GDP Business Spending QoQ	4Q F		--	2.4%	
	06:50	JP	GDP Deflator YoY	4Q F		--	-0.3%	
	06:50	JP	GDP Nominal SA QoQ	4Q F		--	0.3%	
	06:50	JP	GDP Private Consumption QoQ	4Q F		--	0.6%	
	06:50	JP	GDP SA QoQ	4Q F		--	0.3%	
	06:50	JP	Trade Balance BoP Basis	Jan P		--	¥216.2b	
	N/A	JP	Eco Watchers Survey Current SA	Feb		--	45.6	
	N/A	JP	Eco Watchers Survey Outlook SA	Feb		--	49.4	
	N/A	CN	Exports YoY	Feb		1.4%	9.1%	
	N/A	CN	Exports YoY CNY	Feb		--	13.9%	
	N/A	CN	Imports YoY	Feb		0.5%	-1.5%	
	N/A	CN	Imports YoY CNY	Feb		--	2.9%	
	N/A	CN	Trade Balance	Feb		\$34.05b	\$39.16b	
	N/A	CN	Trade Balance CNY	Feb		--	271.16b	
	14:00	DE	Factory Orders MoM	Jan		-0.5%	-1.6%	
	14:00	DE	Factory Orders WDA YoY	Jan		--	-7.0%	
	20:30	US	Average Hourly Earnings MoM	Feb		0.3%	0.1%	
	20:30	US	Average Hourly Earnings YoY	Feb		3.3%	3.2%	
	20:30	US	Average Weekly Hours All Employees	Feb		34.5	34.5	
	20:30	US	Building Permits	Jan		--	1326k	

	20:30	US	Building Permits MoM	Jan		--	0.3%	
	20:30	US	Change in Manufact. Payrolls	Feb		--	13k	
	20:30	US	Change in Nonfarm Payrolls	Feb		185k	304k	
	20:30	US	Change in Private Payrolls	Feb		163k	296k	
	20:30	US	Labor Force Participation Rate	Feb		--	63.2%	
	20:30	US	Two-Month Payroll Net Revision	Feb		--	--	
	20:30	US	Unemployment Rate	Feb		3.8%	4.0%	
	20:30	US	Underemployment Rate	Feb		--	8.1%	
	20:30	US	Housing Starts	Jan		--	1078k	
	20:30	US	Housing Starts MoM	Jan		--	-11.2%	
	20:30	CA	Full Time Employment Change	Feb		--	30.9	
	20:30	CA	Hourly Wage Rate Permanent Employees YoY	Feb		--	1.8%	
	20:30	CA	Net Change in Employment	Feb		11.2k	66.8k	
	20:30	CA	Part Time Employment Change	Feb		--	36	
	20:30	CA	Participation Rate	Feb		65.5	65.6	
	20:30	CA	Unemployment Rate	Feb		5.7%	5.8%	
<b>Sat/09-Mar-19</b>	01:00	US	Baker Hughes U.S. Rig Count	Mar-08		--	--	
	08:30	CN	CPI YoY	Feb		1.5%	1.7%	
	08:30	CN	PPI YoY	Feb		0.2%	0.1%	

### EUR/USD

Interest Rate: 0.00% (EU)/ 2.25%-2.50% (US)



RESISTANCE	1.14256	
	1.13733	
	1.12816	
SUPPORT	1.11376	
	1.10853	
	1.09936	
SUGGESTION	BUY	---
	SELL	1.1210
	S/L	1.1270
	T/P:	1.1125 1.1090

DATE	OPEN	HIGH	LOW	RANGE	CLOSE	CHANGE	PREVIOUS
Mar 07	1.13062	1.13191	1.11749	144,2	1.11918	↓ 112,6	1.13044

WEEKLY		MARCH		2019	
HIGH	LOW	HIGH	LOW	HIGH	LOW
1.13801 (04/Mar)	1.11749 (07/Mar)	1.14074 (01/Mar)	1.11749 (07/Mar)	1.15685 (10/Jan)	1.11749(07/Mar)

### USDJPY

Interest Rate: 2.25%-2.50% (US)/-0.1% (JP)



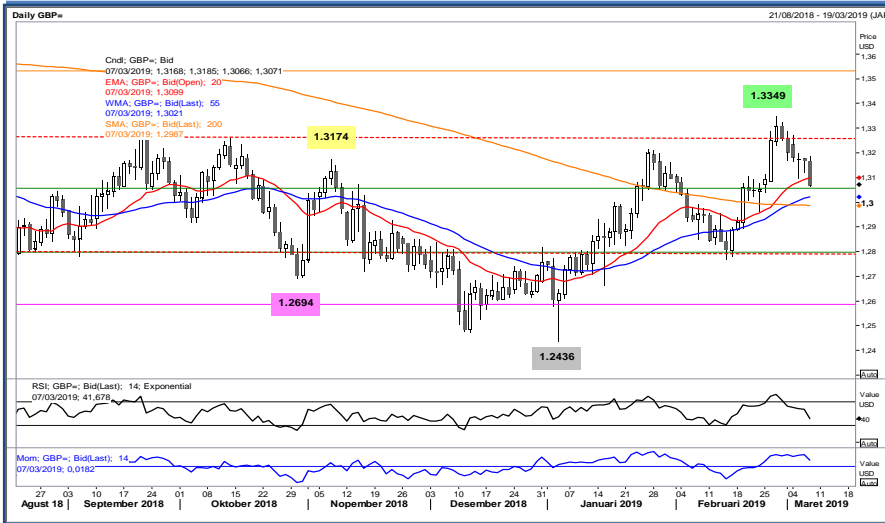
RESISTANCE	112.196	
	112.023	
	111.836	
SUPPORT	111.476	
	111.303	
	111.116	
SUGGESTION	BUY	111.50
	SELL	---
	S/L	111.05
	T/P:	112.15 112.50

DATE	OPEN	HIGH	LOW	RANGE	CLOSE	CHANGE	PREVIOUS
Mar 07	111.689	111.846	111.471	37,5	111.519	↓ 22,8	111.747

WEEKLY		MARCH		2019	
HIGH	LOW	HIGH	LOW	HIGH	LOW
112.125 (05/Mar)	111.471 (07/Mar)	112.125 (05/Mar)	111.313 (01/Mar)	112.125 (05/Mar)	106.542 (03/Jan)

### GBP/USD

Interest Rate: 0.75% (GB)/ 2.25%-2.50% (US)



RESISTANCE	1.3265	
	1.3225	
	1.3150	
SUPPORT	1.3035	
	1.2995	
	1.2920	
SUGGESTION	BUY	---
	SELL	1.3100
	S/L	1.3160
	T/P:	1.3015 1.2980

DATE	OPEN	HIGH	LOW	RANGE	CLOSE	CHANGE	PREVIOUS
Mar 07	1.31699	1.31843	1.30673	117,0	1.30794	↓ 89,5	1.31689

WEEKLY		MARCH		2019	
HIGH	LOW	HIGH	LOW	HIGH	LOW
1.32535 (04/Mar)	1.30673 (07/Mar)	1.32856 (01/Mar)	1.30673 (07/Mar)	1.33495 (27/Feb)	1.24651 (03/Jan)

### USD/CHF

Interest Rate: 2.25%-2.50% (US) / 1.25 to -0.25% (CH)



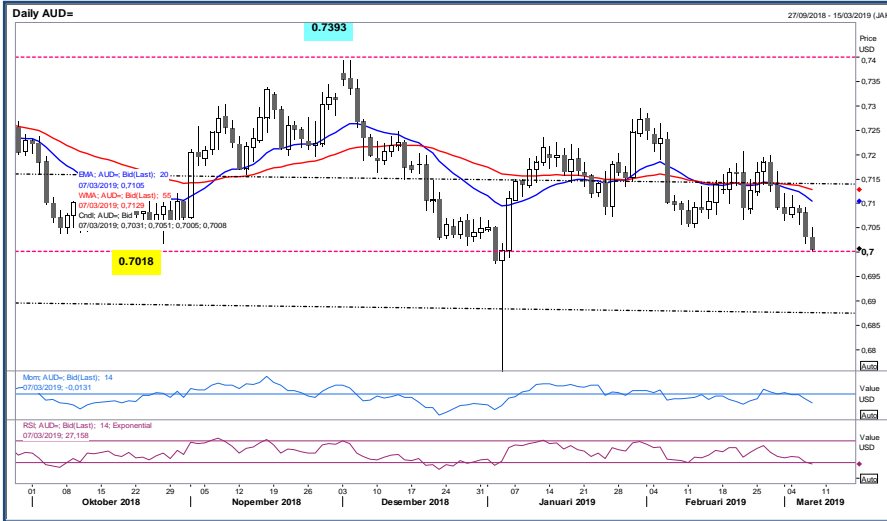
RESISTANCE	1.02386	
	1.01813	
	1.01506	
SUPPORT	1.00626	
	1.00053	
	0.99746	
SUGGESTION	BUY	1.0095
	SELL	---
	S/L	1.0045
	T/P:	1.0165 1.0195

DATE	OPEN	HIGH	LOW	RANGE	CLOSE	CHANGE	PREVIOUS
Mar 07	1.00471	1.01231	1.00345	88,6	1.01109	↑ 65,8	1.00451

WEEKLY		MARCH		2019	
HIGH	LOW	HIGH	LOW	HIGH	LOW
1.01231 (07/Mar)	0.99794 (04/Mar)	1.01231 (07/Mar)	0.99619 (01/Mar)	1.01231 (07/Mar)	0.97151 (10/Jan)

### AUD/USD

Interest Rate: 1.5% (AU)/ 2.25%-2.50% (US)



RESISTANCE	0.7085	
	0.7068	
	0.7039	
SUPPORT	0.6993	
	0.6976	
	0.6947	
SUGGESTION	BUY	---
	SELL	0.7025
	S/L	0.7070
	T/P:	0.6960 0.6935

DATE	OPEN	HIGH	LOW	RANGE	CLOSE	CHANGE	PREVIOUS
Mar 07	0.70270	0.70504	0.70038	46,6	0.70133	↓ 17,4	0.70307

WEEKLY		MARCH		2019	
HIGH	LOW	HIGH	LOW	HIGH	LOW
0.71063 (04/Mar)	0.70038 (07/Mar)	0.71205 (01/Mar)	0.70038 (07/Mar)	0.72941 (31/Jan)	0.68288 (03/Jan)

### NZD/USD

Interest Rate: 1.75% (NZ)/ 2.25%-2.50% (US)



RESISTANCE	0.68236	
	0.68073	
	0.67786	
SUPPORT	0.67336	
	0.67173	
	0.66886	
SUGGESTION	BUY	---
	SELL	0.6760
	S/L	0.6810
	T/P:	0.6690 0.6660

DATE	OPEN	HIGH	LOW	RANGE	CLOSE	CHANGE	PREVIOUS
Mar 07	0.67645	0.67907	0.67437	47,0	0.67523	↓ 14,4	0.67667

WEEKLY		MARCH		2019	
HIGH	LOW	HIGH	LOW	HIGH	LOW
0.68268 (04/Mar)	0.67437 (07/Mar)	0.68378 (01/Mar)	0.67437 (07/Mar)	0.69406 (01/Feb)	0.65894 (03/Jan)



### USD/CAD

Interest Rate: 2.25%-2.50% (US)/1.75% (CA)



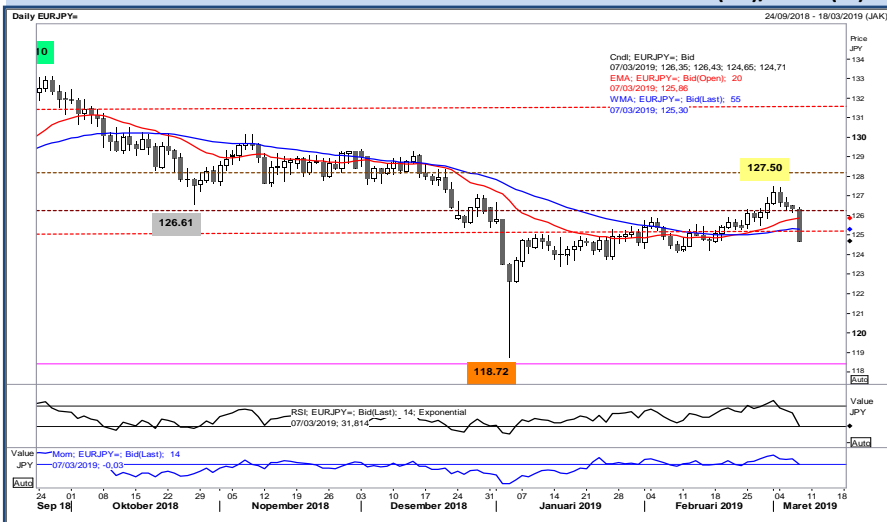
RESISTANCE	1.35376
	1.35033
	1.34816
SUPPORT	1.34256
	1.33913
	1.33696
SUGGESTION	BUY 1.3440
	SELL ---
	S/L 1.3390
	T/P: 1.3505 1.3540

DATE	OPEN	HIGH	LOW	RANGE	CLOSE	CHANGE	PREVIOUS
Mar 07	1.34362	1.34663	1.34123	54,0	1.34402	↑ 5,2	1.34350

WEEKLY		MARCH		2019	
HIGH	LOW	HIGH	LOW	HIGH	LOW
1.34663 (07/Mar)	1.32738 (04/Mar)	1.34663 (07/Mar)	1.31287 (01/Mar)	1.36613 (02/Jan)	1.30674 (01/Jan)

### EURJPY

Interest Rate: 0.00% (EU)/-0.1% (JP)

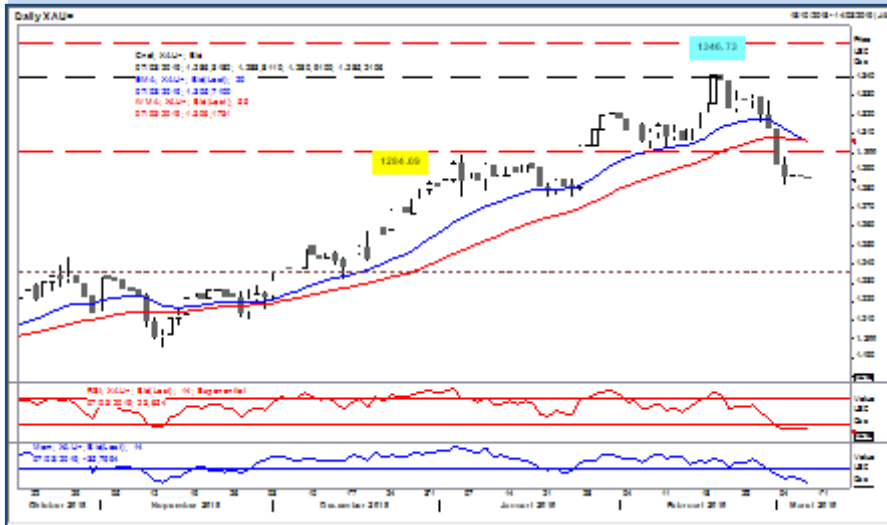


RESISTANCE	127.743
	127.086
	125.993
SUPPORT	124.243
	123.586
	122.493
SUGGESTION	BUY ---
	SELL 125.10
	S/L 125.90
	T/P: 124.10 123.60

DATE	OPEN	HIGH	LOW	RANGE	CLOSE	CHANGE	PREVIOUS
Mar 07	126.302	126.411	124.653	175,8	124.834	↓ 151,2	126.346

WEEKLY		MARCH		2019	
HIGH	LOW	HIGH	LOW	HIGH	LOW
127.364 (04/Mar)	124.653 (07/Mar)	127.483 (01/Mar)	124.653 (07/Mar)	127.483 (01/Mar)	120.755 (03/Jan)

### GOLD (XAU/USD)

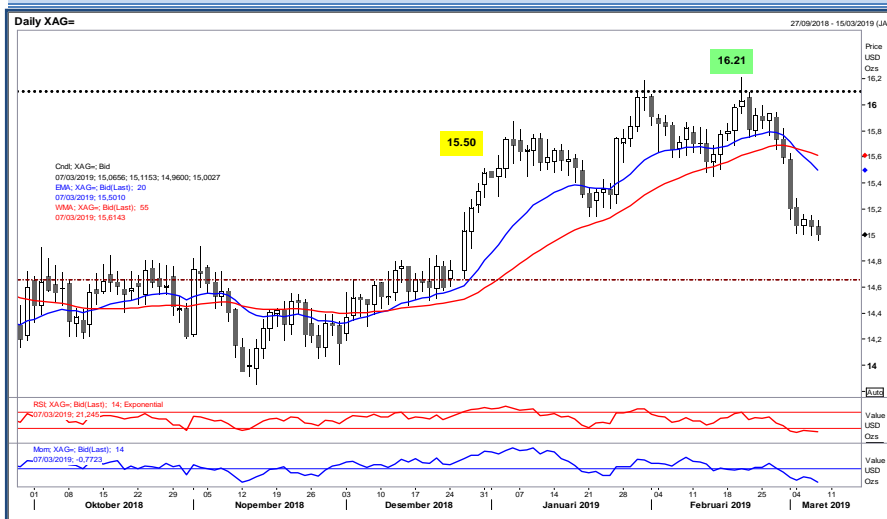


RESISTANCE	1296.177	
	1292.493	
	1288.997	
SUPPORT	1281.817	
	1278.133	
	1274.637	
SUGGESTION	BUY	---
	SELL	1286.50
	S/L	1291.50
	T/P:	1279.50 1276.50

DATE	OPEN	HIGH	LOW	RANGE	CLOSE	CHANGE	PREVIOUS
Mar 07	1286.120	1288.910	1280.770	8.14	1285.450	↓ 0.83	1286.280

WEEKLY		MARCH		2019	
HIGH	LOW	HIGH	LOW	HIGH	LOW
1296.960 (04/Mar)	1280.770 (07/Mar)	1315.110(01/Mar)	1280.770 (07/Mar)	1346.640 (20/Feb)	1276.550 (04/Jan)

### SILVER (XAG/USD)



RESISTANCE	15.243	
	15.176	
	15.113	
SUPPORT	14.983	
	14.916	
	14.853	
SUGGESTION	BUY	---
	SELL	15.10
	S/L	15.30
	T/P:	14.75 14.55

DATE	OPEN	HIGH	LOW	RANGE	CLOSE	CHANGE	PREVIOUS
Mar 07	15.057	15.098	14.955	0.14	15.000	↓ 0.05	15.053

WEEKLY		MARCH		2019	
HIGH	LOW	HIGH	LOW	HIGH	LOW
15.253 (04/Mar)	14.955 (07/Mar)	15.613 (01/Mar)	14.955 (07/Mar)	16.191 (20/Feb)	14.955 (07/Mar)

### CLJ9/USD (OIL WTI)

(Exp.: 20 Mar 2019 - Reuters)



<b>RESISTANCE</b>	57.91	
	57.45	
	57.00	
<b>SUPPORT</b>	56.09	
	55.63	
	55.18	
<b>SUGGESTION</b>	<b>BUY</b>	56.15
	<b>SELL</b>	---
	<b>S/L</b>	55.15
	<b>T/P:</b>	57.65 58.15

DATE	OPEN	HIGH	LOW	RANGE	CLOSE	CHANGE	PREVIOUS
Mar 07	56.19	56.98	56.08	0.90	56.41	↑ 0.23	56.18

WEEKLY		MARCH		2019	
HIGH	LOW	HIGH	LOW	HIGH	LOW
57.18 (05/Mar)	55.46 (06/Mar)	57.85 (01/Mar)	55.46 (06/Mar)	57.85 (01/Mar)	44.36 (02/Jan)

## Disclaimer

All contents of this report have been prepared by the Research Dept. of Valbury Asia Futures and are provided solely for informational purpose. We have taken reasonable measures to ensure the accuracy of the report, however, do not guarantee its accuracy and will not accept liability for any consequential loss or damage which may arise directly or indirectly from any use of the report.

Published by RESEARCH DEPARTMENT – PT VALBURY ASIA FUTURES  
Menara Karya 9th Floor, Jl. HR Rasuna Said Blok X-5 Kav. 1-2 Jakarta 12950 Indonesia  
Phone : +6221-25533777, Email: [research@valbury.com](mailto:research@valbury.com)