

Daily Outlook

GLOBAL MARKETS & ECONOMIES | WEEKLY ECONOMIC INDICATORS | CURRENCIES | PRECIOUS METAL | O I L |

Due to Moslem's Day (Eidl Fitr) in Indonesia, our Daily Market Outlook will not be released on Thursday and Friday (6-7/Jun/2019). The outlook will be released as usual on Monday (10/Jun) onwards.

GLOBAL ECONOMIES	<ul style="list-style-type: none"> • U.S. Federal Reserve Chairman Jerome Powell said on Tuesday the central bank will "act as appropriate" in response to risks posed by a trade war, remarks that may open the door to the possibility of a rate cut. • China stocks closed lower on Tuesday as Beijing and Washington exchanged criticism over technological transfer and trade, showing little signs of resolving the year-long tariff dispute. • Britain's construction industry had its worst month in more than a year in May as customers postponed investment in the face of Brexit uncertainty and the sector lost jobs at the fastest rate since 2012, a survey showed on Tuesday. • Losses for healthcare and oil stocks pushed London's FTSE 100 marginally lower on Tuesday as worries about trade and economic growth continued to dominate markets, while money manager Hargreaves Lansdown was hit by the suspension of one of the Woodford investment funds. • The downturn in Canada's manufacturing sector deepened in May as the depressed state of global trade led to a further decline in production, data showed on Monday. The IHS Markit Canada Manufacturing Purchasing Managers' Index (PMI), a measure of manufacturing business conditions, fell to its lowest since December 2015 at a seasonally adjusted 49.1 last month from 49.7 in April. • Australia's central bank cut rates to a record low on Tuesday and signalled willingness to go further as a worsening Sino-U.S. trade war raises recession risks for the world economy, pushing policymakers into what could be a global monetary easing cycle.
GLOBAL MARKETS	<p>Global stock indexes rallied on Tuesday as U.S. tech shares bounced back from the previous day's selloff and investors weighed the possibility of a U.S. interest rate cut, while yields on U.S. Treasuries rose. Longer-dated Treasury yields climbed back from their lowest since September 2017. Federal Reserve Chairman Jerome Powell said the U.S. central bank will respond "as appropriate" to the risks posed by a global trade war and other recent developments. His remarks followed St. Louis Fed President James Bullard's comments late on Monday that a rate cut "may be warranted soon."</p> <p>Strategists said the comments suggested the Fed is considering its options. In a brief statement included as part of a speech on broader monetary policy issues, Powell said the Fed was "closely monitoring the implications" of ongoing trade disputes. The United States' trade war with China and other countries has been escalating in recent weeks, increasing market uncertainty and worries about the global economy for investors. U.S. technology stocks bounced back from Tuesday's sharp selloff, driven by worries about a clamp-down on the world's internet and social media giants. The Nasdaq also confirmed a correction at the day's close, falling more than 10% from its May 3 record high. The Dow Jones Industrial Average rose 424.07 points, or 1.71%, to 25,243.85, the S&P 500 gained 46.15 points, or 1.68%, to 2,790.6 and the Nasdaq Composite added 151.06 points, or 2.06%, to 7,484.08. The pan-European STOXX 600 index rose 0.59% and MSCI's gauge of stocks across the globe gained 1.13%.</p> <p>In U.S. Treasuries, benchmark 10-year Treasury yields rose 5.70 basis points to 2.138% after hitting 2.061% on Monday, their lowest since September 2017. Jitters over the global economy have pushed investors into top-rated government bonds and other safety plays in recent weeks. The dollar was near steady after Powell's comments. The dollar index rose 0.07%, with the euro up 0.08% to \$1.1249. The Japanese yen weakened 0.11% versus the greenback at 108.20 per dollar. The rally in stocks helped oil prices, and gold prices eased off of a three-month peak. U.S. crude rose 0.28% to \$53.40 per barrel. Brent crude rose 0.7 percent to \$61.71. Spot gold dropped</p>

	0.1% to \$1,323.31 an ounce.
FOREX	<p>The U.S. dollar was modestly lower on Tuesday after Federal Reserve Chair Jerome Powell alluded to the possibility of an interest rate cut in the face of economic risks, including the global trade war. The U.S. central bank will respond "as appropriate" to trade - and other - headwinds, Powell said in a brief statement included as part of a speech on broader monetary policy issues. Powell said the Fed was "closely monitoring the implications" of the trade dispute that has, since the Fed's last meeting, disrupted global bond and equity markets and posed risks to U.S. and world economic growth. The dollar index, which measures the greenback against a basket of six rival currencies, was last 0.09% lower on the day at 97.057.</p> <p>The dollar fell on Monday to a five-month low against the Japanese yen after Bullard said an interest rate cut "may be warranted soon," given the rising economic risk posed by global trade tensions, as well as tame U.S. inflation. The yen was last at 108.05, roughly unchanged from the prior session. The economic consequences of the trade war were seen in a survey on Monday that showed a measure of national factory activity dropped to a 31-month low in May. On Tuesday, the Commerce Department reported that new orders for U.S.-made goods fell in April and shipments dropped by the most in two years, indicating continued weakness in manufacturing that could undercut the broader economy. The pound climbed from a five-month low on Tuesday but concerns about a disorderly departure from the EU meant gains were modest, amid promises from U.S. President Donald Trump of a "phenomenal" post-Brexit trade deal. It was last trading up 0.32% at \$1.270.</p>
GOLD	<p>Gold steadied below a three-month peak on Tuesday on news China was open to negotiating its trade dispute with the United States, while rising expectations the U.S. Federal Reserve will cut interest rates provided underlying support. China's commerce ministry on Tuesday urged dialogue and negotiation to resolve the trade differences, which have roiled financial markets.</p> <p>Spot gold eased 0.1% to \$1,324.01 per ounce as of 1:43 p.m. EDT (1743 GMT), after touching its highest since Feb. 27 at \$1,328.98 earlier in the session. U.S. gold futures settled up 0.1% at \$1,328.70 per ounce.</p> <p>Gold prices were also pressured by a rally in equities after Fed Chair Jerome Powell said the central bank would act "as appropriate" in the face of trade war risks, leaving the door open for a possible rate cut. Wall Street's main indexes have shed more than 6% in May on fears of a recession as U.S.-China trade tensions showed little signs of easing. Meanwhile, gold has climbed over 4% since hitting a one-week low of \$1,274.44 an ounce last week, mainly on the back of escalating trade tensions and expectations the Fed would cut rates to offset the impact of the U.S.-China trade war.</p> <p>Lower interest rates cut the opportunity cost of holding non-yielding commodities, while gold also tends to benefit from growth concerns as an alternative to cyclical assets like stocks. Reflecting increased investor interest in bullion, holdings of SPDR Gold Trust, the world's largest gold-backed exchange-traded fund, rose 2.2% on Monday, its biggest one-day percentage gain since July 2016. Elsewhere, silver rose 0.1% to \$14.79 per ounce, after touching a three-week high of \$14.84 in the session. Platinum fell 0.2% to \$818.75 per ounce after hitting a more than two-week high of \$825.78. The metal had marked its biggest intraday percentage gain in 2-1/2 years on Monday. Palladium jumped 1.6% to \$1,344.15 per ounce.</p>
OIL	<p>Oil prices ended as much as 1% higher on Tuesday after a global stock market rally pulled Brent crude from a four-month low touched earlier in the session. U.S. stock markets rallied almost 2% on China's request for dialogue with the United States to resolve the trade dispute and comments from U.S. Federal Reserve Chairman Jerome Powell drove expectations of an interest rate cut. Brent futures gained 69 cents, or 1.1%, to settle at \$61.97 a barrel. The global benchmark fell as low as \$60.21 earlier in the session, its lowest since Jan. 29. U.S. West Texas Intermediate (WTI) crude rose 23 cents, or 0.4%, to \$53.48, rising over a dollar from its session low. The move higher comes ahead of market-moving U.S. weekly oil data which is expected to show crude stockpiles fell 800,000 barrels last week, their second decline in a row after inventories in mid-May rose to their highest in nearly two years, according to analysts in a Reuters poll. The poll was conducted ahead of weekly reports from the American Petroleum Institute (API), an industry group, at 4:30 p.m. EDT (2030 GMT) on Tuesday and the U.S. Energy Information</p>

Administration (EIA) at 10:30 a.m. EDT on Wednesday.

On Monday, Brent closed at its lowest since Jan. 28 and WTI settled at its lowest since Feb. 12. The oil market had been weighed down earlier in the session by concerns about slowing global growth and comments from Russia's top oil producer that it would oppose extending joint cuts with the Organization of the Petroleum Exporting Countries until the end of the year.

Financial traders have been selling off energy markets on growing concerns about the outlook for the world economy amid the trade war between the United States and China and U.S. threats of tariffs on Mexican imports.

Oil futures are trading around 20% below 2019 peaks reached in late April, with May posting the sharpest monthly declines since November.

Other energy prices, such as coal and gas, are also being hit hard by the economic downturn. To prevent oversupply and prop up the market, OPEC, together with allies including Russia, has withheld supply since the start of the year.

The group plans to decide later this month or in early July whether to continue the supply curbs. However, on Tuesday, the head of Russian state producer Rosneft, Igor Sechin, said Russia should pump at will and he would seek compensation from the government if cuts were extended.

Russia's average daily oil output, meanwhile, has dropped to a three year-low after contaminated crude clogged its main export route.

Producers are concerned that the economic slowdown will reduce fuel consumption. Further pressuring oil prices and undermining OPEC's efforts to tighten the market has been surging U.S. output to record highs, leading to more of its crude being exported.

ECONOMIC INDICATORS

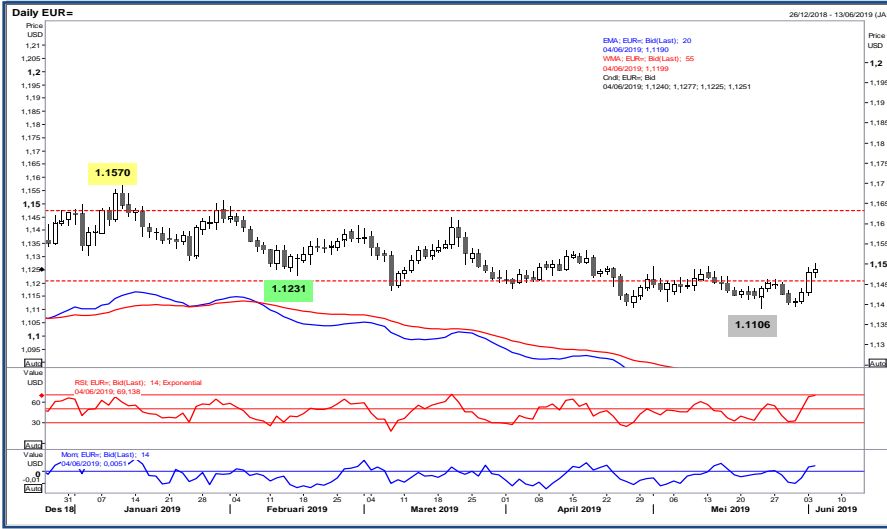
DATE	WIB	CTY	INDICATORS	PER	ACTUAL	FORECAST	PREV.	REV.
28-May - 03-Jun	N/A	GB	Nationwide House PX MoM	May		0.0%	0.4%	
28-May - 03-Jun	N/A	GB	Nationwide House Px NSA YoY	May		1.2%	0.9%	
01-Jun - 10-Jun	N/A	GB	BoE/TNS Inflation Next 12 Mths	May		--	3.2%	
Mon/03-Jun-19	All	NZ	Bank Holiday (Queen's Birthday)					
	05:30	AU	AiG Perf of Mfg Index	May	52.7	--	54.8	
	06:00	AU	CBA Australia PMI Mfg	May F	51.0	--	51.1	
	06:50	JP	Capital Spending Ex Software YoY	1Q	6.9%	2.3%	5.5%	
	06:50	JP	Capital Spending YoY	1Q	6.1%	2.6%	5.7%	
	06:50	JP	Company Profits YoY	1Q	10.3%	--	-7.0%	
	06:50	JP	Company Sales YoY	1Q	3.0%	--	3.7%	
03-Jun - 07-Jun	N/A	JP	Official Reserve Assets	May		--	\$1293.5b	
	07:00	AU	CoreLogic House Px MoM	May	-0.4%	--	-0.5%	
	07:30	JP	Nikkei Japan PMI Mfg	May F	49.8	--	49.6	
	07:30	KR	Nikkei South Korea PMI Mfg	May	48.4	49.8	50.2	
	08:00	AU	Melbourne Institute Inflation MoM	May	0.0%	--	0.2%	
	08:00	AU	Melbourne Institute Inflation YoY	May	1.7%	--	1.8%	
	08:30	AU	Inventories SA QoQ	1Q	0.7%	0.0%	-0.2%	
	08:45	CN	Caixin China PMI Mfg	May	50.2	50	50.2	
	13:30	CH	CPI Core YoY	May	0.6%	--	0.5%	
	13:30	CH	CPI EU Harmonized MoM	May	-0.2%	--	0.6%	
	13:30	CH	CPI EU Harmonized YoY	May	0.5%	--	1.1%	
	13:30	CH	CPI MoM	May	0.3%	0.3%	0.2%	
	13:30	CH	CPI YoY	May	0.6%	0.6%	0.7%	
	14:30	CH	PMI Manufacturing	May	48.6	48.8	48.5	
	14:55	DE	Markit/BME Germany Manufacturing PMI	May F	44.3	44.3	44.3	
	15:00	EZ	Markit Eurozone Manufacturing PMI	May F	47.7	47.7	47.7	
03-Jun - 07-Jun	N/A	GB	Govt. to introduce Withdrawal Agreement Bill to Parliament					
	15:30	GB	Markit UK PMI Manufacturing SA	May	49.4	52.2	53.1	
	19:30	CA	MLI Leading Indicator MoM	Apr	0.4%	--	0.2%	0.1%
	20:30	CA	Markit Canada Manufacturing PMI	May	49.1	--	49.7	
	20:45	US	Markit US Manufacturing PMI	May F	50.5	50.6	50.6	
	21:00	US	Construction Spending MoM	Apr	0.0%	0.4%	-0.9%	
	21:00	US	ISM Employment	May	53.7	--	52.4	
	21:00	US	ISM Manufacturing	May	52.1	53.0	52.8	
	21:00	US	ISM New Orders	May	52.7	--	51.7	
	21:00	US	ISM Prices Paid	May	53.2	51	50	
	23:40	US	Fed's Barkin Speaks to Charlotte Economics Club					

Tue/04-Jun-19	00:25	US	Fed's Bullard Speaks in Chicago						
	06:00	KR	CPI Core YoY	May		--		0.9%	
	06:00	KR	CPI MoM	May	0.2%	0.2%		0.4%	
	06:00	KR	CPI YoY	May	0.7%	0.7%		0.6%	
	06:00	KR	GDP SA QoQ	1Q F	-0.4%	-0.3%		-0.3%	-0.9%
	06:00	KR	GDP YoY	1Q F	1.7%	1.8%		1.8%	2.9%
	06:50	JP	Monetary Base End of period	May	¥511.8t	--		¥514.6t	
	06:50	JP	Monetary Base YoY	May	3.6%	--		3.1%	
	08:30	AU	BoP Current Account Balance	1Q	-A\$2.9b	-A\$2.9b		-A\$7.2b	-A\$6.3b
	08:30	AU	Net Exports of GDP	1Q	0.2	0.2		-0.2	
	08:30	AU	Retail Sales MoM	Apr	-0.1%	0.2%		0.3%	
	11:30	AU	RBA Cash Rate Target	Jun-04	1.25%	1.25%		1.5%	
	15:30	GB	Markit/CIPS UK Construction PMI	May	48.6	50.6		50.5	
	16:00	EZ	CPI Core YoY	May A	0.8%	0.9%		1.3%	
	16:00	EZ	CPI Estimate YoY	May	1.2%	1.3%		1.7%	
	16:00	EZ	Unemployment Rate	Apr	7.6%	7.7%		7.7%	
	16:30	AU	RBA Governor Lowe Gives Speech in Sydney						
	19:30	US	Fed's Williams Speaks at Conference on Reforming Bank Culture						
	20:45	US	Powell Gives Welcoming Remarks at Fed Framework Conference						
	21:00	US	Cap Goods Orders Nondef Ex Air	Apr F	-1.0%	--		-0.9%	
	21:00	US	Cap Goods Ship Nondef Ex Air	Apr F	0.0%	--		0.0%	
	21:00	US	Durable Goods Orders	Apr F	-2.1%	--		-2.1%	
	21:00	US	Durables Ex Transportation	Apr F	0.0%	--		0.0%	
	21:00	US	Factory Orders	Apr	-1.0%	-0.8%		1.9%	
	21:00	US	Factory Orders Ex Trans	Apr	-0.3%	--		0.8%	
Wed/05-Jun-19	04:00	KR	Foreign Reserves	May		--		\$404.03b	
	05:30	AU	AIG Perf of Services Index	May		--		46.5	
	06:00	KR	BoP Current Account Balance	Apr		--		\$4819.6m	
	06:00	KR	BoP Goods Balance	Apr		--		\$8467.3m	
	06:00	AU	CBA Australia PMI Composite	May F		--		52.2	
	06:00	AU	CBA Australia PMI Services	May F		--		52.3	
	07:30	HK	Nikkei Hong Kong PMI	May		--		48.4	
	07:30	JP	Nikkei Japan PMI Composite	May		--		50.8	
	07:30	JP	Nikkei Japan PMI Services	May		--		51.8	
	08:30	AU	GDP SA QoQ	1Q		--		0.2%	
	08:30	AU	GDP YoY	1Q		--		2.3%	
	08:30	AU	RBA's Heath Speaks in Perth						
	08:45	CN	Caixin China PMI Composite	May		--		52.7	
	08:45	CN	Caixin China PMI Services	May		54.2		54.5	
	14:55	DE	Markit Germany Services PMI	May F		--		55	
	14:55	DE	Markit/BME Germany Composite PMI	May F		--		52.4	
	15:00	GB	BOE's Dave Ramsden speak in London.						
	15:00	EZ	Markit Eurozone Composite PMI	May F		--		51.6	
	15:00	EZ	Markit Eurozone Services PMI	May F		--		52.5	
	15:30	GB	Markit/CIPS UK Composite PMI	May		--		50.9	
	15:30	GB	Markit/CIPS UK Services PMI	May		--		50.4	
	15:30	GB	Official Reserves Changes	May		--		\$1517m	
	16:00	EZ	PPI MoM	Apr		--		-0.1%	
	16:00	EZ	PPI YoY	Apr		--		2.9%	
	16:00	EZ	Retail Sales MoM	Apr		--		0.0%	
	16:00	EZ	Retail Sales YoY	Apr		--		1.9%	
	19:15	US	ADP Employment Change	May		198k		275k	
	19:30	CA	Labor Productivity QoQ	1Q		--		-0.4%	
	20:45	US	Fed's Clarida Gives Welcoming Remarks at Fed Conference						
	20:45	US	Markit US Composite PMI	May F		--		50.9	
	20:45	US	Markit US Services PMI	May F		--		50.9	
	21:00	US	ISM Non-Manufacturing Index	May		56.2		55.5	
	21:30	US	DOE Cushing OK Crude Inventory	May-31		--		--	
	21:30	US	DOE U.S. Crude Oil Inventories	May-31		--		--	
	21:30	US	DOE U.S. Distillate Inventory	May-31		--		--	
	21:30	US	DOE U.S. Gasoline Inventories	May-31		--		--	
	22:00	US	Fed's Bostic Speaks on Housing Panel in Atlanta						
Thu/06-Jun-19	01:00	US	U.S. Federal Reserve Releases Beige Book						
	All	KR	Bank Holiday (Memorial Day)						
	08:30	AU	Trade Balance	Apr		--		A\$4949m	
	N/A	HK	Foreign Reserves	May		--		\$436.4b	
	13:00	DE	Factory Orders MoM	Apr		--		0.6%	
	13:00	DE	Factory Orders WDA YoY	Apr		--		-6.0%	
	14:30	DE	Markit Germany Construction PMI	May		--		53	

	15:25	JP	BOJ Kuroda speaks in Tokyo at 2019 IIF Spring Membership Meeti				
	16:00	GB	BOE Governor Mark Carney speaks in Tokyo.				
	16:00	EZ	Employment QoQ	1Q F	--	0.3%	
	16:00	EZ	Employment YoY	1Q F	--	1.3%	
	16:00	EZ	GDP SA QoQ	1Q F	--	0.4%	
	16:00	EZ	GDP SA YoY	1Q F	--	1.2%	
	16:00	EZ	Govt Expend QoQ	1Q	--	0.7%	
	16:00	EZ	Gross Fix Cap QoQ	1Q	--	0.6%	
	16:00	EZ	Household Cons QoQ	1Q	--	0.2%	
	18:45	EZ	ECB Deposit Facility Rate	Jun-06	--	-0.4%	
	18:45	EZ	ECB Main Refinancing Rate	Jun-06	--	0.0%	
	18:45	EZ	ECB Marginal Lending Facility	Jun-06	--	0.25%	
	19:30	US	Continuing Claims	May-25	--	--	
	19:30	EZ	ECB's Draghi Speaks After Policy Decision				
	19:30	US	Initial Jobless Claims	Jun-01	--	--	
	19:30	US	Nonfarm Productivity	1Q F	3.6%	3.6%	
	19:30	US	Revisions: Trade Balance				
	19:30	US	Trade Balance	Apr	-\$50.8b	-\$50.0b	
	19:30	US	Unit Labor Costs	1Q F	-0.9%	-0.9%	
	19:40	US	Fed's Kaplan Speaks at Boston College				
	21:00	CA	Ivey Purchasing Managers Index SA	May	--	55.9	
	23:00	US	Household Change in Net Worth	1Q	--	-\$3730b	
Fri/07-Jun-19	00:00	US	Fed's Williams Discusses International Economics				
	All	HK	Bank Holiday (Tuen Ng Festival)				
	All	CN	Bank Holiday (Dragon Boat Festival)				
	05:30	AU	AiG Perf of Construction Index	May	--	42.6	
	06:30	JP	Household Spending YoY	Apr	--	2.1%	
	06:30	JP	Labor Cash Earnings YoY	Apr	--	-1.9%	
	06:30	JP	Real Cash Earnings YoY	Apr	--	-2.5%	
	08:30	AU	Home Loans MoM	Apr	--	-2.8%	
	08:30	AU	Investment Lending	Apr	--	-2.7%	
	08:30	AU	Owner-Occupier Loan Value MoM	Apr	--	-3.4%	
	N/A	CN	Foreign Reserves	May	--	\$3094.95b	
	12:00	JP	Coincident Index	Apr P	--	99.4	
	12:00	JP	Leading Index CI	Apr P	--	95.9	
	12:45	CH	Unemployment Rate	May	--	2.4%	
	12:45	CH	Unemployment Rate SA	May	--	2.4%	
	13:00	DE	Current Account Balance	Apr	--	30.2b	
	13:00	DE	Exports SA MoM	Apr	--	1.5%	
	13:00	DE	Imports SA MoM	Apr	--	0.4%	
	13:00	DE	Industrial Production SA MoM	Apr	--	0.5%	
	13:00	DE	Industrial Production WDA YoY	Apr	--	-0.9%	
	13:00	DE	Labor Costs SA QoQ	1Q	--	-0.1%	
	13:00	DE	Labor Costs WDA YoY	1Q	--	2.0%	
	13:00	DE	Trade Balance	Apr	--	22.7b	
	13:30	AU	Foreign Reserves	May	--	A\$75.7b	
	14:00	CH	Foreign Currency Reserves	May	--	771.6b	
	14:30	GB	Halifax House Price 3Mths/Year	May	--	5.0%	
	14:30	GB	Halifax House Prices MoM	May	--	1.1%	
	19:30	US	Average Hourly Earnings MoM	May	0.3%	0.2%	
	19:30	US	Average Hourly Earnings YoY	May	--	3.2%	
	19:30	US	Average Weekly Hours All Employees	May	34.5	34.4	
	19:30	CA	Capacity Utilization Rate	1Q	--	81.7%	
	19:30	US	Change in Manufact. Payrolls	May	6k	4k	
	19:30	US	Change in Nonfarm Payrolls	May	195k	263k	
	19:30	US	Change in Private Payrolls	May	178k	236k	
	19:30	CA	Full Time Employment Change	May	--	73	
	19:30	CA	Hourly Wage Rate Permanent Employees YoY	May	--	2.6%	
	19:30	US	Labor Force Participation Rate	May	--	62.8%	
	19:30	CA	Net Change in Employment	May	--	106.5k	
	19:30	CA	Part Time Employment Change	May	--	33.6	
	19:30	CA	Participation Rate	May	--	65.9	
	19:30	US	Two-Month Payroll Net Revision	May	--	16k	
	19:30	US	Underemployment Rate	May	--	7.3%	
	19:30	CA	Unemployment Rate	May	--	5.7%	
	19:30	US	Unemployment Rate	May	3.6%	3.6%	
	21:00	US	Wholesale Inventories MoM	Apr F	--	--	
	21:00	US	Wholesale Trade Sales MoM	Apr	0.2%	2.3%	
Sat/08-Jun-19	00:00	US	Baker Hughes U.S. Rig Count	Jun-07	--	--	
	02:00	US	Consumer Credit	Apr	\$12.000b	\$10.281b	

EUR/USD

Interest Rate: 0.00% (EU)/ 2.25%-2.50% (US)



RESISTANCE	1.13262	
	1.13012	
	1.12754	
SUPPORT	1.12246	
	1.11996	
	1.11738	
SUGGESTION	BUY	1.1240
	SELL	---
	S/L	1.1190
	T/P:	1.1310 1.1340

DATE	OPEN	HIGH	LOW	RANGE	CLOSE	CHANGE	PREVIOUS
June 04	1.12433	1.12762	1.12254	50,8	1.12497	↑ 10,4	1.12393

WEEKLY		JUNE		2019	
HIGH	LOW	HIGH	LOW	HIGH	LOW
1.12762 (04/Jun)	1.11590 (03/Jun)	1.12762 (04/Jun)	1.11590 (03/Jun)	1.15685 (10/Jan)	1.11060 (23/May)

USDJPY

Interest Rate: 2.25%-2.50% (US)/-0.1% (JP)



RESISTANCE	108.885	
	108.615	
	108.372	
SUPPORT	107.859	
	107.589	
	107.346	
SUGGESTION	BUY	108.15
	SELL	---
	S/L	107.75
	T/P:	108.75 109.00

DATE	OPEN	HIGH	LOW	RANGE	CLOSE	CHANGE	PREVIOUS
June 04	108.038	108.346	107.833	51,3	108.129	↑ 8,7	108.042

WEEKLY		JUNE		2019	
HIGH	LOW	HIGH	LOW	HIGH	LOW
108.434 (03/Jun)	107.833 (04/Jun)	108.434 (03/Jun)	107.833 (04/Jun)	112.388 (24/Apr)	106.542 (03/Jan)

GBP/USD

Interest Rate: 0.75% (GB)/ 2.25%-2.50% (US)



RESISTANCE	1.27948	
	1.27541	
	1.27223	
SUPPORT	1.26498	
	1.26091	
	1.25773	
SUGGESTION	BUY	1.2690
	SELL	---
	S/L	1.2640
	T/P:	1.2770 1.2790

DATE	OPEN	HIGH	LOW	RANGE	CLOSE	CHANGE	PREVIOUS
June 04	1.26654	1.27134	1.26409	72,5	1.26906	↑ 28,5	1.26621

WEEKLY		JUNE		2019	
HIGH	LOW	HIGH	LOW	HIGH	LOW
1.27134 (04 /Jun)	1.26092 (03/Jun)	1.27134 (04 /Jun)	1.26092 (03/Jun)	1.33721 (13/Mar)	1.24651 (03/Jan)

USD/CHF

Interest Rate: 2.25%-2.50% (US) / 1.25 to -0.25% (CH)



RESISTANCE	1.00015	
	0.99782	
	0.99482	
SUPPORT	0.98949	
	0.98716	
	0.98416	
SUGGESTION	BUY	---
	SELL	0.9930
	S/L	0.9970
	T/P:	0.9870 0.9850

DATE	OPEN	HIGH	LOW	RANGE	CLOSE	CHANGE	PREVIOUS
June 04	0.99202	0.99549	0.99016	53,3	0.99183	↓ 1,0	0.99193

WEEKLY		JUNE		2019	
HIGH	LOW	HIGH	LOW	HIGH	LOW
0.99987 (03/Jun)	0.99016 (04/Jun)	0.99987 (03/Jun)	0.99016 (04/Jun)	1.02358 (26/Apr)	0.97151 (10/Jan)

AUD/USD

Interest Rate: 1.25% (AU)/ 2.25%-2.50% (US)



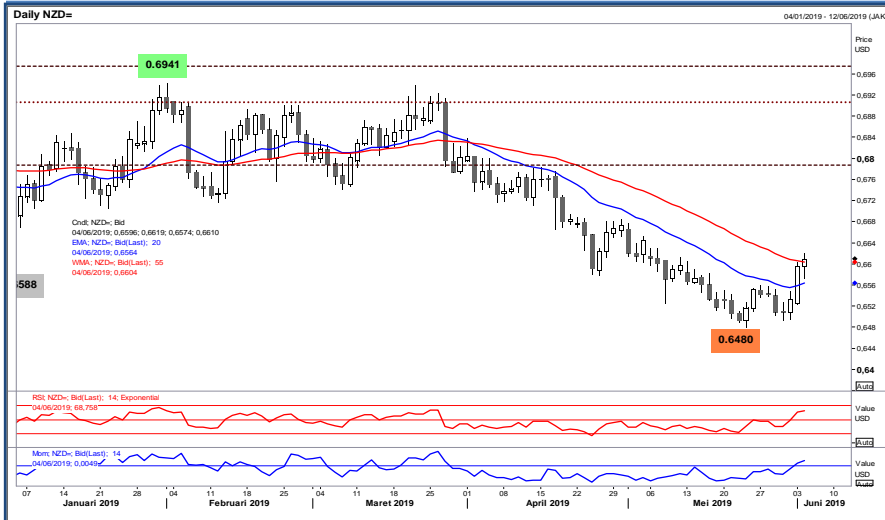
RESISTANCE	0.70585	
	0.70306	
	0.70105	
SUPPORT	0.69625	
	0.69346	
	0.69145	
SUGGESTION	BUY	0.6980
	SELL	---
	S/L	0.6930
	T/P:	0.7050 0.7080

DATE	OPEN	HIGH	LOW	RANGE	CLOSE	CHANGE	PREVIOUS
June 04	0.69745	0.70027	0.69547	48,0	0.69905	↑ 15,3	0.69752

WEEKLY		JUNE		2019	
HIGH	LOW	HIGH	LOW	HIGH	LOW
0.70027 (04/Jun)	0.69261 (03/Jun)	0.70027 (04/Jun)	0.69261 (03/Jun)	0.72941 (31/Jan)	0.68288 (03/Jan)

NZD/USD

Interest Rate: 1.50% (NZ)/ 2.25%-2.50% (US)



RESISTANCE	0.66699	
	0.66441	
	0.66258	
SUPPORT	0.65817	
	0.65559	
	0.65376	
SUGGESTION	BUY	0.6595
	SELL	---
	S/L	0.6545
	T/P:	0.6665 0.6695

DATE	OPEN	HIGH	LOW	RANGE	CLOSE	CHANGE	PREVIOUS
June 04	0.65981	0.66183	0.65742	44,1	0.66075	↑ 12,0	0.65955

WEEKLY		JUNE		2019	
HIGH	LOW	HIGH	LOW	HIGH	LOW
0.66183 (04/Jun)	0.65301 (03/Jun)	0.66183 (04/Jun)	0.65301 (03/Jun)	0.69406 (01/Feb)	0.64805 (23/May)

USD/CAD

Interest Rate: 2.25%-2.50% (US)/1.75% (CA)



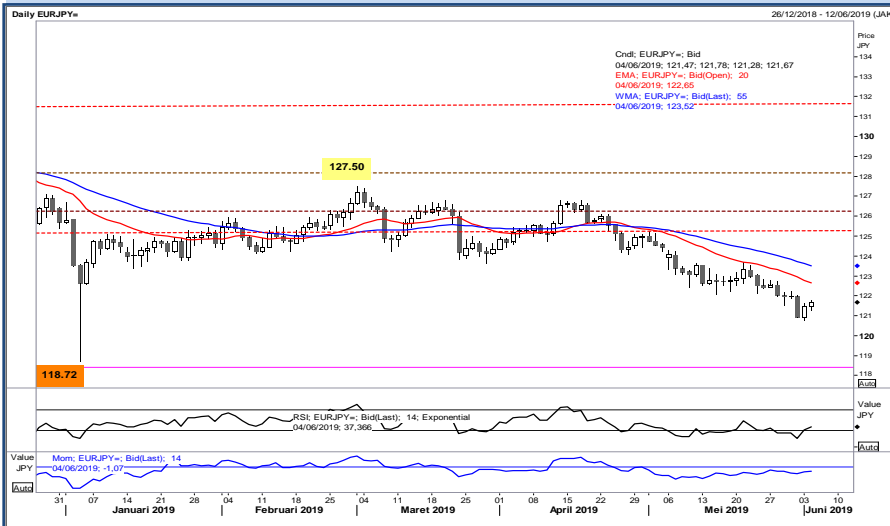
RESISTANCE	1.35004	
	1.34744	
	1.34323	
SUPPORT	1.33642	
	1.33382	
	1.32961	
SUGGESTION	BUY	---
	SELL	1.3400
	S/L	1.3450
	T/P:	1.3330 1.3300

DATE	OPEN	HIGH	LOW	RANGE	CLOSE	CHANGE	PREVIOUS
June 04	1.34386	1.34484	1.33803	68,1	1.33903	↓ 45,0	1.34353

WEEKLY		JUNE		2019	
HIGH	LOW	HIGH	LOW	HIGH	LOW
1.35239 (03/Jun)	1.33803 (04/Jun)	1.35239 (03/Jun)	1.33803 (04/Jun)	1.36613 (02/Jan)	1.30674 (01/Feb)

EURJPY

Interest Rate: 0.00% (EU)/-0.1% (JP)



RESISTANCE	122.332	
	122.050	
	121.850	
SUPPORT	121.368	
	121.086	
	120.886	
SUGGESTION	BUY	121.65
	SELL	---
	S/L	121.15
	T/P:	122.35 122.65

DATE	OPEN	HIGH	LOW	RANGE	CLOSE	CHANGE	PREVIOUS
June 04	121.477	121.768	121.286	48,2	121.651	↑ 20,4	121.447

WEEKLY		JUNE		2019	
HIGH	LOW	HIGH	LOW	HIGH	LOW
121.768 (04/Jun)	120.765 (03/Jun)	121.768 (04/Jun)	120.765 (03/Jun)	127.483 (01/Mar)	120.755 (03/Jan)

GOLD (XAU/USD)

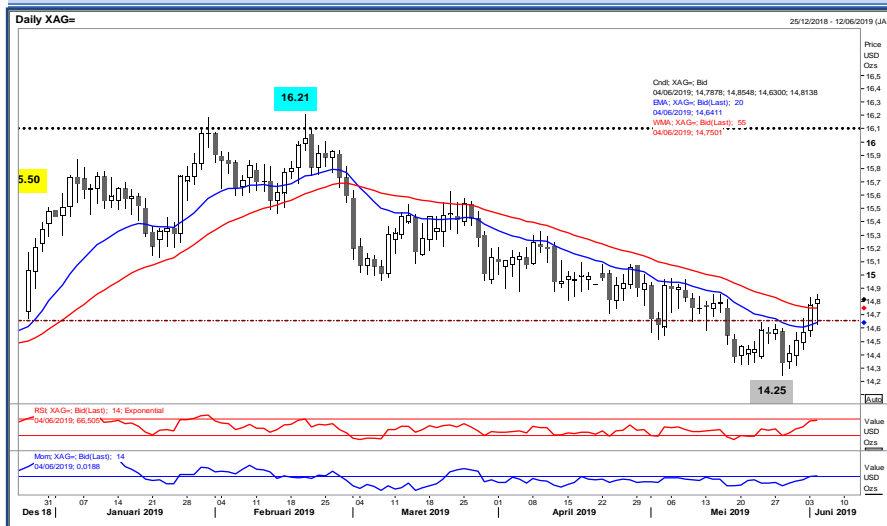


RESISTANCE	1338.523	
	1333.757	
	1329.453	
SUPPORT	1320.383	
	1315.617	
	1311.313	
SUGGESTION	BUY	1322.00
	SELL	---
	S/L	1316.00
	T/P:	1330.00 1334.00

DATE	OPEN	HIGH	LOW	RANGE	CLOSE	CHANGE	PREVIOUS
June 04	1324.950	1328.990	1319.920	9.07	1325.150	↑ 0.51	1324.640

WEEKLY		JUNE		2019	
HIGH	LOW	HIGH	LOW	HIGH	LOW
1328.990 (04/Jun)	1307.180 (03/Jun)	1328.990 (04/Jun)	1307.180 (03/Jun)	1346.640 (20/Feb)	1266.150 (02/May)

SILVER (XAG/USD)



RESISTANCE	15.067	
	14.951	
	14.871	
SUPPORT	14.675	
	14.559	
	14.479	
SUGGESTION	BUY	14.75
	SELL	---
	S/L	14.60
	T/P:	15.00 15.10

DATE	OPEN	HIGH	LOW	RANGE	CLOSE	CHANGE	PREVIOUS
June 04	14.770	14.836	14.640	0.20	14.791	↑ 0.04	14.756

WEEKLY		JUNE		2019	
HIGH	LOW	HIGH	LOW	HIGH	LOW
14.836 (04/Jun)	14.559 (03/Jun)	14.836 (04/Jun)	14.559 (03/Jun)	16.191 (20/Feb)	14.273 (28/May)

OIL WTI – CLN9/USD (Exp. 20 Jun 2019)



RESISTANCE	54.97	
	54.36	
	53.64	
SUPPORT	52.31	
	51.70	
	50.98	
SUGGESTION	BUY	52.50
	SELL	---
	S/L	51.50
	T/P:	53.50 54.50

DATE	OPEN	HIGH	LOW	RANGE	CLOSE	CHANGE	PREVIOUS
June 04	52.87	53.75	52.42	1.33	52.93	↑ 0.09	52.840

WEEKLY		JUNE		2019	
HIGH	LOW	HIGH	LOW	HIGH	LOW
54.60 (03/Jun)	52.12 (03/Jun)	54.60 (03/Jun)	52.12 (03/Jun)	66.58 (23/Apr)	44.36 (02/Jan)

Disclaimer

All contents of this report have been prepared by the Research Dept. of Valbury Asia Futures and are provided solely for informational purpose. We have taken reasonable measures to ensure the accuracy of the report, however, do not guarantee its accuracy and will not accept liability for any consequential loss or damage which may arise directly or indirectly from any use of the report.

Published by RESEARCH DEPARTMENT – PT VALBURY ASIA FUTURES
Menara Karya 9th Floor, Jl. HR Rasuna Said Blok X-5 Kav. 1-2 Jakarta 12950 Indonesia
Phone : +6221-25533777, Email: research@valbury.com