








Daily Outlook

GLOBAL MARKETS & ECONOMIES | WEEKLY ECONOMIC INDICATORS | CURRENCIES | PRECIOUS METAL | OIL |

Counter	News	Trend	Support	Resistance
 EURUSD	EURUSD – Harga naik setelah USD ditutup melemah pada perdagangan hari Rabu karena imbal hasil Treasury AS turun di tengah kekhawatiran ekonomi AS dapat meluncur ke dalam resesi setelah Ketua Federal Reserve Jerome Powell mengatakan suku bunga yang lebih tinggi menyakitkan tetapi merupakan cara bank sentral AS harus memperlambat inflasi. <i>Resistance di 1.0622, support di 1.0486</i>	↑	1.0486	1.0622
 USDJPY	USDJPY – Harga menguat terhadap USD yang melemah karena imbal hasil Treasury AS turun di tengah kekhawatiran ekonomi AS dapat masuk ke dalam resesi setelah Ketua Federal Reserve Jerome Powell mengatakan suku bunga yang lebih tinggi dapat mengatasi lonjakan inflasi. Fokus hari ini pada rilis data PMI AS dan testimoni dari Ketua Fed Jerome Powell di hari kedua. <i>Resistance 136.67, support 135.63</i>	↓	135.63	136.67
 USDCHF	USDCHF – Harga turun setelah USD ditutup melemah pada perdagangan hari Rabu karena imbal hasil Treasury AS turun di tengah kekhawatiran ekonomi AS dapat meluncur ke dalam resesi setelah Ketua Federal Reserve Jerome Powell mengatakan suku bunga yang lebih tinggi menyakitkan tetapi merupakan cara bank sentral AS harus memperlambat inflasi. <i>Resistance utama 0.9672, support 0.9563</i>	↓	0.9563	0.9672
 GBPUSD	GBPUSD – Harga naik setelah USD ditutup melemah pada perdagangan hari Rabu karena imbal hasil Treasury AS turun di tengah kekhawatiran ekonomi AS dapat meluncur ke dalam resesi setelah Ketua Federal Reserve Jerome Powell mengatakan suku bunga yang lebih tinggi menyakitkan tetapi merupakan cara bank sentral AS harus memperlambat inflasi. <i>Resistance utama 1.2331, support 1.2177</i>	↑	1.2177	1.2331
 AUDUSD	AUDUSD – Harga turun meskipun USD melemah karena imbal hasil Treasury AS turun di tengah kekhawatiran ekonomi AS dapat masuk ke dalam resesi setelah Ketua Federal Reserve Jerome Powell mengatakan suku bunga yang lebih tinggi dapat mengatasi lonjakan inflasi. Fokus hari ini pada rilis data PMI AS dan testimoni dari Ketua Fed Jerome Powell di hari kedua. <i>Resistance 0.6969, support 0.6878</i>	↓	0.6878	0.6969
 XAUUSD	XAUUSD – Harga emas naik karena penurunan imbal hasil Treasury AS dan dolar mendukung daya tarik emas di tengah meningkatnya kekhawatiran resesi setelah Powell mengatakan The Fed "berkomitmen kuat" untuk menurunkan inflasi dan laju kenaikan suku bunga ke depannya akan bergantung pada data yang masuk dan prospek ekonomi yang berkembang. <i>Resistance 1849.19, support 1824.79</i>	↑	1824.79	1849.19
 CLc1 (WTI)	Oil – Harga minyak turun karena meningkatnya kekhawatiran investor pada kenaikan suku bunga oleh Federal Reserve untuk mengatasi lonjakan inflasi dapat mendorong ekonomi AS ke dalam resesi dan mengurangi permintaan bahan bakar. <i>Resistance 108.86, support 100.67</i>	↓	100.67	108.86

ECONOMIC INDICATORS

DATE	WIB	CT Y	INDICATORS	PER	ACTUAL	FORECAST	PREV.	REV.
Mon/20-Jun-22	05:30	NZ	Performance Services Index	May	55.2	--	51.4	52.2
	06:01	GB	Rightmove House Prices MoM	Jun	0.3%	--	2.1%	--
	06:01	GB	Rightmove House Prices YoY	Jun	9.7%	--	10.2%	--
	13:00	DE	PPI YoY	May	33.6%	33.5%	33.5%	--
	13:00	DE	PPI MoM	May	1.6%	1.5%	2.8%	--
	14:00	EZ	ECB's Muller Speaks					
	15:00	GB	BOE's Haskel speaks					
	16:00	EZ	Construction Output MoM	Apr		--	0.0%	--
	16:00	EZ	Construction Output YoY	Apr	3%	--	3.3%	3.4%
	20:00	EZ	ECB's Lagarde Speaks					
	20:00	GB	BOE's Catherine Mann speaks					
	22:00	EZ	ECB's Lagarde Speaks					
	23:45	US	Fed's Bullard Discusses Inflation and Interest rates					
		All	US	Bank Holiday (Juneteenth)				
Tue/21-Jun-22	02:30	EZ	ECB's Lane Speaks					
	04:00	NZ	Westpac Consumer Confidence	2Q	78.7	--	92.1	--
	07:00	AU	RBA's Lowe-Speech					
	07:00	KR	Exports 20 Days YoY	Jun		--	24.1%	--
	07:00	KR	Imports 20 Days YoY	Jun		--	37.8%	--
	07:00						-	
		KR	Trade Balance 20 Days	Jun		--	\$4827.0 m	--
	08:30	AU	RBA Minutes of June Policy Meeting					
	13:00	CH	Exports Real MoM	May		--	-0.1%	--
	13:00	CH	Imports Real MoM	May		--	-3.8%	--
	14:15	GB	BOE's Huw Pill speaks					
	15:00	EZ	ECB Current Account SA	Apr	-5.4b	--	-1.6b	8.66b
	15:30	HK	BoP Current Account Balance	1Q	-\$52.5b	--	\$96.09b	\$97.04b
	15:30	HK	CPI Composite YoY	May	1.2%	1.6%	1.3%	--
	15:30	HK	BoP Overall	1Q		--	-\$7.02b	--
	19:15	GB	BOE's Tenreyro speaks					
	19:30	CA	Retail Sales MoM	Apr	0.9%	0.8%	0.0%	0.2%
	19:30	CA	Retail Sales Ex Auto MoM	Apr	1.3%	0.6%	2.4%	2.6%
	21:00	US	Existing Home Sales	May	5.41m	5.40m	5.61m	--
	21:00	US	Existing Home Sales MoM	May	-3.4%	-3.7%	-2.4%	--
23:00	US	Fed's Mester Speaks at Women in Leadership Event						
Wed/22-Jun-22	02:30	US	Fed's Barkin Speaks in Richmond					
	05:45	NZ	Trade Balance 12 Mth YTD NZD	May	-9520m	--	-9117m	-9290m
	05:45	NZ	Trade Balance NZD	May	263m	--	584m	440m
	05:45	NZ	Exports NZD	May	6.95b	--	6.31b	6.16b
	05:45	NZ	Imports NZD	May	6.69b	--	5.73b	5.72b
	06:50	JP	BOJ Minutes of April Meeting					
	07:30	AU	Westpac Leading Index MoM	May	-0.06%	--	-0.15%	-0.06%
	13:00	JP	Machine Tool Orders YoY	May F		--	23.7%	--
	13:00	GB	CPIH YoY	May		--	7.8%	--
	13:00	GB	CPI MoM	May	0.7%	0.6%	2.5%	--
	13:00	GB	CPI YoY	May	9.1%	9.1%	9%	--
	13:00	GB	CPI Core YoY	May	5.9%	6%	6.2%	--
	13:00	GB	Retail Price Index	May		--	334.6	--
	13:00	GB	RPI MoM	May	0.7%	0.5%	3.4%	--
	13:00	GB	RPI YoY	May	11.7%	11.4%	11.1%	--
	13:00	GB	RPI Ex Mort Int.Payments (YoY)	May	11.8%	--	11.2%	--
	13:00	GB	PPI Output NSA MoM	May	1.5%	--	2.3%	2.2%
	13:00	GB	PPI Output NSA YoY	May	14.8%	--	14%	13.9%
	13:00	GB	PPI Input NSA MoM	May	2.1%	1.9%	1.1%	2.7%
	13:00	GB	PPI Input NSA YoY	May	22.1%	19.4%	18.6%	20.9%
	14:00	CH	KOF Institute Summer Economic Forecast					
	15:30	GB	House Price Index YoY	Apr	12.4%	--	9.8%	--
	15:40	GB	BOE's Jon Cunliffe speaks					
	19:30	CA	CPI NSA MoM	May	1.4%	1%	0.6%	--
	19:30	CA	CPI YoY	May	7.7%	7.4%	6.8%	--
	19:30	CA	Consumer Price Index	May		--	149.8	--
	19:30	CA	CPI Core- Common YoY	May		--	3.2%	--
	19:30	CA	CPI Core- Median YoY	May	4.9%	--	4.6%	--
	19:30	CA	CPI Core- Trim YoY	May	5.4%	--	5.2%	--

	20:30	US	Powell Delivers Semi-Annual Testimony Before Senate Panel					
	21:00	EZ	Consumer Confidence	Jun P	-23.6	-20.5	-21.1	--
	21:40	CA	Bank of Canada SDG Rogers Holds Fireside Chat					
	23:50	US	Fed's Evans Discusses Economic Outlook					
Thu/23-Jun-22	N/A	EZ	ECB's Nagel, Villeroy Speak					
	00:30	US	Fed's Harker and Barkin Discuss the Economic Outlook					
	04:00	KR	PPI YoY	May	--		9.2%	--
	06:00	AU	S&P Global Australia PMI Composite	Jun P	--		52.9	--
	06:00	AU	S&P Global Australia PMI Services	Jun P	--		53.2	--
	06:00	AU	S&P Global Australia PMI Mfg	Jun P	--		55.7	--
	07:30	JP	Jibun Bank Japan PMI Services	Jun P	--		52.6	--
	07:30	JP	Jibun Bank Japan PMI Composite	Jun P	--		52.3	--
	07:30	JP	Jibun Bank Japan PMI Mfg	Jun P	--		53.3	--
	14:30	DE	S&P Global/BME Germany Manufacturing PMI	Jun P		54	54.8	--
	14:30	DE	S&P Global Germany Services PMI	Jun P		54.5	55	--
	14:30	DE	S&P Global Germany Composite PMI	Jun P		--	53.7	--
	15:00	EZ	ECB Publishes Economic Bulletin					
	15:00	EZ	S&P Global Eurozone Manufacturing PMI	Jun P		53.7	54.6	--
	15:00	EZ	S&P Global Eurozone Services PMI	Jun P		55.5	56.1	--
	15:00	EZ	S&P Global Eurozone Composite PMI	Jun P		--	54.8	--
	15:30	GB	S&P Global/CIPS UK Manufacturing PMI	Jun P		--	54.6	--
	15:30	GB	S&P Global/CIPS UK Services PMI	Jun P		--	53.4	--
	15:30	GB	S&P Global/CIPS UK Composite PMI	Jun P		--	53.1	--
	17:00	GB	CBI Total Dist. Reported Sales	Jun		--	13	--
	19:30	US	Current Account Balance	1Q		-\$284.8b	-\$217.9b	--
	19:30	US	Initial Jobless Claims	Jun-18		--	229k	--
	19:30	US	Continuing Claims	Jun-11		--	1312k	--
	20:45	US	S&P Global US Manufacturing PMI	Jun P		56.3	57	--
	20:45	US	S&P Global US Services PMI	Jun P		53.7	53.4	--
	20:45	US	S&P Global US Composite PMI	Jun P		--	53.6	--
	21:00	US	Powell Testifies Before House Financial Services Panel					
	22:00	US	DOE U.S. Crude Oil Inventories	Jun-17		--	1956k	--
	22:00	US	DOE Cushing OK Crude Inventory	Jun-17		--	-826k	--
	22:00	US	DOE U.S. Gasoline Inventories	Jun-17		--	-710k	--
	22:00	US	DOE U.S. Distillate Inventory	Jun-17		--	725k	--
	22:00	US	DOE U.S. Refinery Utilization	Jun-17		--	-0.5%	--
Fri/24-Jun-22	N/A	CN	BoP Current Account Balance	1Q F		--	\$89.5b	--
24-Jun - 30-Jun	N/A	DE	Import Price Index MoM	May		--	1.8%	--
24-Jun - 30-Jun	N/A	DE	Import Price Index YoY	May		--	31.7%	--
24-Jun - 30-Jun	N/A	KR	Retail Sales YoY	May		--	10.6%	--
	All	NZ	Bank Holiday (New Year's Day / Maori New Year's)					
	06:01	GB	GfK Consumer Confidence	Jun		--	-40	--
	06:30	JP	Natl CPI YoY	May		2.5%	2.5%	--
	06:30	JP	Natl CPI Ex Fresh Food YoY	May		2.1%	2.1%	--
	06:30	JP	Natl CPI Ex Fresh Food, Energy YoY	May		0.8%	0.8%	--
	06:50	JP	PPI Services YoY	May		1.7%	1.7%	--
	13:00	GB	Retail Sales Inc Auto Fuel MoM	May		-0.6%	1.4%	--
	13:00	GB	Retail Sales Inc Auto Fuel YoY	May		-4.3%	-4.9%	--
	13:00	GB	Retail Sales Ex Auto Fuel MoM	May		-0.9%	1.4%	--
	13:00	GB	Retail Sales Ex Auto Fuel YoY	May		-5%	-6.1%	--
	13:40	JP	BOJ Board Amamiya Speech at National Shinkin Conference					
	15:00	DE	IFO Business Climate	Jun		92	93	--
	15:00	DE	IFO Current Assessment	Jun		--	99.5	--
	15:00	DE	IFO Expectations	Jun		--	86.9	--
	18:30	AU	RBA's Lowe-Panel Discussion					
	18:30	US	Fed's Bullard Discusses Central banks and Inflation					
	19:30	CA	Payroll Employment Change - SEPH	Apr		--	118.1k	--
	19:30	GB	BOE's Huw Pill speaks					
	20:45	GB	BOE's Haskel speaks					
	21:00	US	U. of Mich. Sentiment	Jun F		50.2	50.2	--
	21:00	US	U. of Mich. Current Conditions	Jun F		--	55.4	--
	21:00	US	U. of Mich. Expectations	Jun F		--	46.8	--
	21:00	US	U. of Mich. 1 Yr Inflation	Jun F		--	5.4%	--

	21:00	US	U. of Mich. 5-10 Yr Inflation	Jun F		--	3.3%	--
	21:00	US	New Home Sales	May		595k	591k	--
	21:00	US	New Home Sales MoM	May		0.7%	-16.6%	--
Sat/25-Jun-22	00:00	US	Baker Hughes U.S. Rig Count	Jun-24		--	--	--
	03:00	US	Fed's Daly Speaks at Shadow Open Market Conference					



EUR/USD

Interest Rate: 0.00% (EU)/1.50%-1.75% (US)



RESISTANCE	1.07593	
	1.06820	
	1.06229	
SUPPORT	1.04865	
	1.04092	
	1.03501	
SUGGESTION	BUY	1.0540
	SELL	---
	S/L	1.0490
	T/P:	1.0630 1.0670

DATE	OPEN	HIGH	LOW	RANGE	CLOSE	CHANGE	PREVIOUS
Jun 22	1.05340	1.06047	1.04683	136,4	1.05638	↑ 28,8	1.05350

WEEKLY		JUNE		2022	
HIGH	LOW	HIGH	LOW	HIGH	LOW
1.06047 (22/Jun)	1.04683 (22/Jun)	1.07731 (09/Jun)	1.03584 (15/Jun)	1.14941 (10/Feb)	1.03487 (13/May)

All price & chart based on Valbury MT4 Platform

USDJPY

Interest Rate: 1.50%-1.75% (US)/-0.10% (JP)



RESISTANCE	137.703	
	137.204	
	136.670	
SUPPORT	135.637	
	135.138	
	134.604	
SUGGESTION	BUY	---
	SELL	136.20
	S/L	136.65
	T/P:	135.65 135.20

DATE	OPEN	HIGH	LOW	RANGE	CLOSE	CHANGE	PREVIOUS
Jun 22	136.658	136.706	135.673	103,3	136.136	↓ 52,1	136.657

WEEKLY		JUNE		2022	
HIGH	LOW	HIGH	LOW	HIGH	LOW
136.706 (22/Jun)	134.529 (20/Jun)	136.706 (22/Jun)	128.638 (01/Jun)	136.706 (22/Jun)	113.463 (24/Jan)

GBP/USD

Interest Rate: 1.25% (GB)/ 1.50%-1.75% (US)



RESISTANCE	1.24848	
	1.23993	
	1.23310	
SUPPORT	1.21772	
	1.20917	
	1.20234	
SUGGESTION	BUY	1.2235
	SELL	---
	S/L	1.2175
	T/P:	1.2335 1.2385

DATE	OPEN	HIGH	LOW	RANGE	CLOSE	CHANGE	PREVIOUS
Jun 22	1.22774	1.23138	1.21600	153,8	1.22627	↓ 15,1	1.22778

WEEKLY		JUNE		2022	
HIGH	LOW	HIGH	LOW	HIGH	LOW
1.23233 (21/Jun)	1.21600 (22/Jun)	1.26157 (01/Jun)	1.19330 (14/Jun)	1.37477 (13/Jan)	1.19330 (14/Jun)

All price & chart based on Valbury MT4 Platform

USD/CHF

Interest Rate: 1.50%-1.75% (US)/ -0.25% (CH)



RESISTANCE	0.97813	
	0.97349	
	0.96722	
SUPPORT	0.95631	
	0.95167	
	0.94540	
SUGGESTION	BUY	---
	SELL	0.9635
	S/L	0.9675
	T/P:	0.9565 0.9535

DATE	OPEN	HIGH	LOW	RANGE	CLOSE	CHANGE	PREVIOUS
Jun 22	0.96516	0.96886	0.95795	109,1	0.96094	↓ 42,7	0.96521

WEEKLY		JUNE		2022	
HIGH	LOW	HIGH	LOW	HIGH	LOW
0.97073 (20/Jun)	0.95795 (22/Jun)	1.00489 (15/Jun)	0.95676 (02/Jun)	1.00634 (16/May)	0.90908 (13/Jan)

AUD/USD

Interest Rate: 0.85% (AU)/ 1.50%-1.75% (US)



DATE	OPEN	HIGH	LOW	RANGE	CLOSE	CHANGE	PREVIOUS
Jun 22	0.69665	0.69713	0.68804	90,9	0.69228	↓ 43,7	0.69665

WEEKLY		JUNE		2022	
HIGH	LOW	HIGH	LOW	HIGH	LOW
0.69950 (20/Jun)	0.68804 (22/Jun)	0.72820 (03/Jun)	0.68499 (14/Jun)	0.76603 (05/Apr)	0.68280 (12/May)

All price & chart based on Valbury MT4 Platform

NZD/USD

Interest Rate: 2.00% (NZ)/ 1.50%-1.75% (US)



DATE	OPEN	HIGH	LOW	RANGE	CLOSE	CHANGE	PREVIOUS
Jun 22	0.63318	0.63320	0.62429	89,1	0.62838	↓ 47,8	0.63316

WEEKLY		JUNE		2022	
HIGH	LOW	HIGH	LOW	HIGH	LOW
0.63631 (20/Jun)	0.62429 (22/Jun)	0.65753 (03/Jun)	0.61955 (14/Jun)	0.70331 (05/Apr)	0.61955 (14/Jun)

USD/CAD

Interest Rate: 1.50%-1.75% (US)/ 1.50% (CA)



RESISTANCE	1.30762	
	1.30359	
	1.29915	
SUPPORT	1.29068	
	1.28665	
	1.28221	
SUGGESTION	BUY	1.2945
	SELL	---
	S/L	1.2910
	T/P:	1.2990 1.3025

DATE	OPEN	HIGH	LOW	RANGE	CLOSE	CHANGE	PREVIOUS
Jun 22	1.29178	1.29956	1.29109	84,7	1.29471	↑ 29,2	1.29179

WEEKLY		JUNE		2022	
HIGH	LOW	HIGH	LOW	HIGH	LOW
1.30242 (20/Jun)	1.29046 (21/Jun)	1.30778 (17/Jun)	1.25165 (08/Jun)	1.30778 (17/Jun)	1.24016 (05/Apr)

All price & chart based on Valbury MT4 Platform

EURJPY

Interest Rate: 0.00% (EU)/-0.10% (JP)



RESISTANCE	146.053	
	145.145	
	144.481	
SUPPORT	142.909	
	142.001	
	141.337	
SUGGESTION	BUY	143.70
	SELL	---
	S/L	143.10
	T/P:	144.50 145.10

DATE	OPEN	HIGH	LOW	RANGE	CLOSE	CHANGE	PREVIOUS
Jun 22	143.957	144.237	142.665	157,2	143.818	↓ 14,2	143.960

WEEKLY		JUNE		2022	
HIGH	LOW	HIGH	LOW	HIGH	LOW
144.237 (22/Jun)	141.434 (20/Jun)	144.244 (08/Jun)	137.832 (16/Jun)	144.244 (08/Jun)	124.384 (07/Mar)

GOLD (XAU/USD)



RESISTANCE	1873.59	
	1860.62	
	1849.19	
SUPPORT	1824.79	
	1811.82	
	1800.39	
SUGGESTION	BUY	1836.00
	SELL	---
	S/L	1825.00
	T/P:	1849.00 1860.00

DATE	OPEN	HIGH	LOW	RANGE	CLOSE	CHANGE	PREVIOUS
Jun 22	1832.84	1847.65	1823.25	24.40	1837.76	↑ 4.89	1832.87

WEEKLY		JUNE		2022	
HIGH	LOW	HIGH	LOW	HIGH	LOW
1847.65 (22/Jun)	1823.25 (22/Jun)	1877.27 (13/Jun)	1804.99 (14/Jun)	2070.27 (08/Mar)	1780.17 (28/Jan)

All price & chart based on Valbury MT4 Platform

SILVER – XAG/USD



RESISTANCE	22.082	
	21.871	
	21.634	
SUPPORT	21.186	
	20.975	
	20.738	
SUGGESTION	BUY	21.35
	SELL	---
	S/L	21.20
	T/P:	21.60 21.75

DATE	OPEN	HIGH	LOW	RANGE	CLOSE	CHANGE	PREVIOUS
Jun 22	21.658	21.660	21.212	0.448	21.398	↓ 0.268	21.666

WEEKLY		JUNE		2022	
HIGH	LOW	HIGH	LOW	HIGH	LOW
21.917 (21/Jun)	21.212 (22/Jun)	22.491 (06/Jun)	20.872 (14/Jun)	26.927 (08/Mar)	20.433 (13/May)

OIL WTI – CL-AUG/USD

(Exp. 18 July 2022)



DATE	OPEN	HIGH	LOW	RANGE	CLOSE	CHANGE	PREVIOUS
Jun 22	109.55	109.74	101.55	8.19	104.33	↓ 5.33	109.66

WEEKLY		JUNE		2022	
HIGH	LOW	HIGH	LOW	HIGH	LOW
111.16 (21/Jun)	101.55 (22/Jun)	123.68 (14/Jun)	101.55 (22/Jun)	130.57 (07/Mar)	74.27 (03/Jan)

All price & chart based on Valbury MT4 Platform

Valbury
PT. Valbury Asia Futures

Disclaimer

All contents of this report have been prepared by the Research Dept. of Valbury Asia Futures and are provided solely for informational purpose. We have taken reasonable measures to ensure the accuracy of the report, however, do not guarantee its accuracy and will not accept liability for any consequential loss or damage which may arise directly or indirectly from any use of the report.

Published by RESEARCH DEPARTMENT – PT VALBURY ASIA FUTURES
Menara Karya 9th Floor, Jl. HR Rasuna Said Blok X-5 Kav. 1-2 Jakarta 12950 Indonesia
Phone : +6221-25533777, Email: research@valbury.com

valbury 
PT. Valbury Asia Futures