








Daily Outlook

GLOBAL MARKETS & ECONOMIES | WEEKLY ECONOMIC INDICATORS | CURRENCIES | PRECIOUS METAL | O I L |

Counter	News	Trend	Support	Resistance
 EURUSD	EURUSD – Harga naik setelah Kepala ekonom Bank Sentral Eropa Philip Lane mengatakan ECB akan menaikkan suku bunga sebesar 25 bps pada pertemuan bulan Juli tetapi untuk kenaikan bulan September masih belum diputuskan, kemungkinan kenaikan sebesar 50 bps. Fokus hari ini pada testimoni dari Ketua Federal Reserve AS Jerome Powell untuk petunjuk mengenai kenaikan suku bunga AS ke depannya. <i>Resistance di 1.0575, support di 1.0501</i>	↑	1.0501	1.0575
 USDJPY	USDJPY – Harga yen melemah terhadap USD ke level terendah baru dalam 24 tahun karena kebijakan moneter bank sentral Jepang yang sangat longgar berbeda dengan pengetatan kebijakan Federal Reserve yang sangat agresif untuk mengatasi lonjakan inflasi. Fokus hari ini pada risalah pertemuan Bank of Japan (BoJ) dan testimoni dari Ketua Federal Reserve AS Jerome Powell. <i>Resistance 137.26, support 135.48</i>	↑	135.48	137.26
 USDCHF	USDCHF – Harga turun setelah USD sedikit lebih rendah di tengah membaiknya sentimen risiko di dorong oleh kenaikan di pasar ekuitas. Fokus hari ini pada testimoni dari Ketua Federal Reserve AS Jerome Powell untuk petunjuk mengenai kenaikan suku bunga AS ke depannya. <i>Resistance utama 0.9679, support 0.9627</i>	↓	0.9627	0.9679
 GBPUSD	GBPUSD – Harga naik di tengah komentar hawkish dari pembuat kebijakan Bank of England, Kepala ekonom BoE Huw Pill mengatakan pada hari Selasa bahwa bank sentral perlu menaikkan suku bunga ke depannya untuk mengatasi lonjakan inflasi. Fokus hari ini pada rilis data inflasi Inggris dan testimoni dari Ketua Federal Reserve AS Jerome Powell. <i>Resistance utama 1.2320, support 1.2237</i>	↑	1.2237	1.2320
 AUDUSD	AUDUSD – Harga naik karena membaiknya sentimen risiko, pelemahan USD dan Gubernur Reserve Bank of Australia (RBA) Philip Lowe mengisyaratkan untuk kenaikan suku bunga sebesar 50 bps pada bulan Juli. Fokus hari ini pada testimoni dari Ketua Federal Reserve AS Jerome Powell untuk petunjuk mengenai kenaikan suku bunga AS ke depannya. <i>Resistance 0.6995, support 0.6935</i>	↑	0.6935	0.6995
 XAUUSD	XAUUSD – Harga emas turun karena kenaikan imbal hasil Treasury AS dan ekspektasi kenaikan suku bunga yang agresif melemahkan daya tarik emas tetapi pelemahan dolar membatasi penurunan harga. Fokus hari ini pada testimoni dari Ketua Federal Reserve AS Jerome Powell untuk petunjuk mengenai kenaikan suku bunga AS ke depannya. <i>Resistance 1841.42, support 1826.39</i>	↓	1826.39	1841.42
 CLc1 (WTI)	Oil – Harga minyak naik di tengah permintaan bahan bakar yang tinggi di musim panas sementara pasokan tetap ketat karena sanksi terhadap minyak Rusia setelah invasi ke Ukraina. <i>Resistance 110.97, support 108,52</i>	↑	108.52	110.97

ECONOMIC INDICATORS

DATE	WIB	CT Y	INDICATORS	PER	ACTUAL	FORECAST	PREV.	REV.
Mon/20-Jun-22	05:30	NZ	Performance Services Index	May	55.2	--	51.4	52.2
	06:01	GB	Rightmove House Prices MoM	Jun	0.3%	--	2.1%	--
	06:01	GB	Rightmove House Prices YoY	Jun	9.7%	--	10.2%	--
	13:00	DE	PPI YoY	May	33.6%	33.5%	33.5%	--
	13:00	DE	PPI MoM	May	1.6%	1.5%	2.8%	--
	14:00	EZ	ECB's Muller Speaks					
	15:00	GB	BOE's Haskel speaks					
	16:00	EZ	Construction Output MoM	Apr		--	0.0%	--
	16:00	EZ	Construction Output YoY	Apr	3%	--	3.3%	3.4%
	20:00	EZ	ECB's Lagarde Speaks					
	20:00	GB	BOE's Catherine Mann speaks					
	22:00	EZ	ECB's Lagarde Speaks					
	23:45	US	Fed's Bullard Discusses Inflation and Interest rates					
	All	US	Bank Holiday (Juneteenth)					
Tue/21-Jun-22	02:30	EZ	ECB's Lane Speaks					
	04:00	NZ	Westpac Consumer Confidence	2Q	78.7	--	92.1	--
	07:00	AU	RBA's Lowe-Speech					
	07:00	KR	Exports 20 Days YoY	Jun		--	24.1%	--
	07:00	KR	Imports 20 Days YoY	Jun		--	37.8%	--
	07:00	KR	Trade Balance 20 Days	Jun		--	\$4827.0 m	--
	08:30	AU	RBA Minutes of June Policy Meeting					
	13:00	CH	Exports Real MoM	May		--	-0.1%	--
	13:00	CH	Imports Real MoM	May		--	-3.8%	--
	14:15	GB	BOE's Huw Pill speaks					
	15:00	EZ	ECB Current Account SA	Apr	-5.4b	--	-1.6b	8.66b
	15:30	HK	BoP Current Account Balance	1Q	-\$52.5b	--	\$96.09b	\$97.04b
	15:30	HK	CPI Composite YoY	May	1.2%	1.6%	1.3%	--
	15:30	HK	BoP Overall	1Q		--	-\$7.02b	--
	19:15	GB	BOE's Tenreyro speaks					
	19:30	CA	Retail Sales MoM	Apr	0.9%	0.8%	0.0%	0.2%
	19:30	CA	Retail Sales Ex Auto MoM	Apr	1.3%	0.6%	2.4%	2.6%
	21:00	US	Existing Home Sales	May	5.41m	5.40m	5.61m	--
	21:00	US	Existing Home Sales MoM	May	-3.4%	-3.7%	-2.4%	--
	23:00	US	Fed's Mester Speaks at Women in Leadership Event					
Wed/22-Jun-22	02:30	US	Fed's Barkin Speaks in Richmond					
	05:45	NZ	Trade Balance 12 Mth YTD NZD	May		--	-9117m	--
	05:45	NZ	Trade Balance NZD	May		--	584m	--
	05:45	NZ	Exports NZD	May		--	6.31b	--
	05:45	NZ	Imports NZD	May		--	5.73b	--
	06:50	JP	BOJ Minutes of April Meeting					
	07:30	AU	Westpac Leading Index MoM	May		--	-0.15%	--
	13:00	JP	Machine Tool Orders YoY	May F		--	23.7%	--
	13:00	GB	CPIH YoY	May		--	7.8%	--
	13:00	GB	CPI MoM	May		0.7%	2.5%	--
	13:00	GB	CPI YoY	May		9.1%	9%	--
	13:00	GB	CPI Core YoY	May		--	6.2%	--
	13:00	GB	Retail Price Index	May		--	334.6	--
	13:00	GB	RPI MoM	May		--	3.4%	--
	13:00	GB	RPI YoY	May		--	11.1%	--
	13:00	GB	RPI Ex Mort Int.Payments (YoY)	May		--	11.2%	--
	13:00	GB	PPI Output NSA MoM	May		--	2.3%	--
	13:00	GB	PPI Output NSA YoY	May		--	14%	--
	13:00	GB	PPI Input NSA MoM	May		--	1.1%	--
	13:00	GB	PPI Input NSA YoY	May		--	18.6%	--
	14:00	CH	KOF Institute Summer Economic Forecast					
	15:30	GB	House Price Index YoY	Apr		--	9.8%	--
	15:40	GB	BOE's Jon Cunliffe speaks					
	19:30	CA	CPI NSA MoM	May		--	0.6%	--
	19:30	CA	CPI YoY	May		--	6.8%	--
	19:30	CA	Consumer Price Index	May		--	149.8	--
	19:30	CA	CPI Core- Common YoY	May		--	3.2%	--
	19:30	CA	CPI Core- Median YoY	May		--	4.4%	--
	19:30	CA	CPI Core- Trim YoY	May		--	5.1%	--

	20:30	US	Powell Delivers Semi-Annual Testimony Before Senate Panel					
	21:00	EZ	Consumer Confidence	Jun P		--	-21.1	--
	21:40	CA	Bank of Canada SDG Rogers Holds Fireside Chat					
	23:50	US	Fed's Evans Discusses Economic Outlook					
Thu/23-Jun-22	N/A	EZ	ECB's Nagel, Villeroy Speak					
	00:30	US	Fed's Harker and Barkin Discuss the Economic Outlook					
	04:00	KR	PPI YoY	May		--	9.2%	--
	06:00	AU	S&P Global Australia PMI Composite	Jun P		--	52.9	--
	06:00	AU	S&P Global Australia PMI Services	Jun P		--	53.2	--
	06:00	AU	S&P Global Australia PMI Mfg	Jun P		--	55.7	--
	07:30	JP	Jibun Bank Japan PMI Services	Jun P		--	52.6	--
	07:30	JP	Jibun Bank Japan PMI Composite	Jun P		--	52.3	--
	07:30	JP	Jibun Bank Japan PMI Mfg	Jun P		--	53.3	--
	14:30	DE	S&P Global/BME Germany Manufacturing PMI	Jun P		54	54.8	--
	14:30	DE	S&P Global Germany Services PMI	Jun P		54.5	55	--
	14:30	DE	S&P Global Germany Composite PMI	Jun P		--	53.7	--
	15:00	EZ	ECB Publishes Economic Bulletin					
	15:00	EZ	S&P Global Eurozone Manufacturing PMI	Jun P		53.7	54.6	--
	15:00	EZ	S&P Global Eurozone Services PMI	Jun P		55.5	56.1	--
	15:00	EZ	S&P Global Eurozone Composite PMI	Jun P		--	54.8	--
	15:30	GB	S&P Global/CIPS UK Manufacturing PMI	Jun P		--	54.6	--
	15:30	GB	S&P Global/CIPS UK Services PMI	Jun P		--	53.4	--
	15:30	GB	S&P Global/CIPS UK Composite PMI	Jun P		--	53.1	--
	17:00	GB	CBI Total Dist. Reported Sales	Jun		--	13	--
	19:30	US	Current Account Balance	1Q		-\$284.8b	-\$217.9b	--
	19:30	US	Initial Jobless Claims	Jun-18		--	229k	--
	19:30	US	Continuing Claims	Jun-11		--	1312k	--
	20:45	US	S&P Global US Manufacturing PMI	Jun P		56.3	57	--
	20:45	US	S&P Global US Services PMI	Jun P		53.7	53.4	--
	20:45	US	S&P Global US Composite PMI	Jun P		--	53.6	--
	21:00	US	Powell Testifies Before House Financial Services Panel					
	22:00	US	DOE U.S. Crude Oil Inventories	Jun-17		--	1956k	--
	22:00	US	DOE Cushing OK Crude Inventory	Jun-17		--	-826k	--
	22:00	US	DOE U.S. Gasoline Inventories	Jun-17		--	-710k	--
	22:00	US	DOE U.S. Distillate Inventory	Jun-17		--	725k	--
	22:00	US	DOE U.S. Refinery Utilization	Jun-17		--	-0.5%	--
Fri/24-Jun-22	N/A	CN	BoP Current Account Balance	1Q F		--	\$89.5b	--
24-Jun - 30-Jun	N/A	DE	Import Price Index MoM	May		--	1.8%	--
24-Jun - 30-Jun	N/A	DE	Import Price Index YoY	May		--	31.7%	--
24-Jun - 30-Jun	N/A	KR	Retail Sales YoY	May		--	10.6%	--
	All	NZ	Bank Holiday (New Year's Day / Maori New Year's)					
	06:01	GB	GfK Consumer Confidence	Jun		--	-40	--
	06:30	JP	Natl CPI YoY	May		2.5%	2.5%	--
	06:30	JP	Natl CPI Ex Fresh Food YoY	May		2.1%	2.1%	--
	06:30	JP	Natl CPI Ex Fresh Food, Energy YoY	May		0.8%	0.8%	--
	06:50	JP	PPI Services YoY	May		1.7%	1.7%	--
	13:00	GB	Retail Sales Inc Auto Fuel MoM	May		-0.6%	1.4%	--
	13:00	GB	Retail Sales Inc Auto Fuel YoY	May		-4.3%	-4.9%	--
	13:00	GB	Retail Sales Ex Auto Fuel MoM	May		-0.9%	1.4%	--
	13:00	GB	Retail Sales Ex Auto Fuel YoY	May		-5%	-6.1%	--
	13:40	JP	BOJ Board Amamiya Speech at National Shinkin Conference					
	15:00	DE	IFO Business Climate	Jun		92	93	--
	15:00	DE	IFO Current Assessment	Jun		--	99.5	--
	15:00	DE	IFO Expectations	Jun		--	86.9	--
	18:30	AU	RBA's Lowe-Panel Discussion					
	18:30	US	Fed's Bullard Discusses Central banks and Inflation					
	19:30	CA	Payroll Employment Change - SEPH	Apr		--	118.1k	--
	19:30	GB	BOE's Huw Pill speaks					
	20:45	GB	BOE's Haskel speaks					
	21:00	US	U. of Mich. Sentiment	Jun F		50.2	50.2	--
	21:00	US	U. of Mich. Current Conditions	Jun F		--	55.4	--
	21:00	US	U. of Mich. Expectations	Jun F		--	46.8	--
	21:00	US	U. of Mich. 1 Yr Inflation	Jun F		--	5.4%	--

	21:00	US	U. of Mich. 5-10 Yr Inflation	Jun F		--	3.3%	--
	21:00	US	New Home Sales	May		595k	591k	--
	21:00	US	New Home Sales MoM	May		0.7%	-16.6%	--
Sat/25-Jun-22	00:00	US	Baker Hughes U.S. Rig Count	Jun-24		--	--	--
	03:00	US	Fed's Daly Speaks at Shadow Open Market Conference					



EUR/USD

Interest Rate: 0.00% (EU)/1.50%-1.75% (US)



RESISTANCE	1.06488	
	1.06153	
	1.05751	
SUPPORT	1.05014	
	1.04679	
	1.04277	
SUGGESTION	BUY	1.0530
	SELL	---
	S/L	1.0500
	T/P:	1.0575 1.0605

DATE	OPEN	HIGH	LOW	RANGE	CLOSE	CHANGE	PREVIOUS
Jun 21	1.05100	1.05818	1.05081	73,7	1.05350	↑ 25,4	1.05096

WEEKLY		JUNE		2022	
HIGH	LOW	HIGH	LOW	HIGH	LOW
1.05818 (21/Jun)	1.04839 (20/Jun)	1.07731 (09/Jun)	1.03584 (15/Jun)	1.14941 (10/Feb)	1.03487 (13/May)

All price & chart based on Valbury MT4 Platform

USDJPY

Interest Rate: 1.50%-1.75% (US)/-0.10% (JP)



RESISTANCE	139.044	
	137.870	
	137.263	
SUPPORT	135.482	
	134.308	
	133.701	
SUGGESTION	BUY	136.50
	SELL	---
	S/L	135.90
	T/P:	137.25 137.85

DATE	OPEN	HIGH	LOW	RANGE	CLOSE	CHANGE	PREVIOUS
Jun 21	135.078	136.696	134.915	178,1	136.657	↑ 159,0	135.067

WEEKLY		JUNE		2022	
HIGH	LOW	HIGH	LOW	HIGH	LOW
136.696 (21/Jun)	134.529 (20/Jun)	136.696 (21/Jun)	128.638 (01/Jun)	136.696 (21/Jun)	113.463 (24/Jan)

GBP/USD

Interest Rate: 1.25% (GB)/ 1.50%-1.75% (US)



RESISTANCE	1.24029	
	1.23631	
	1.23204	
SUPPORT	1.22379	
	1.21981	
	1.21554	
SUGGESTION	BUY	1.2275
	SELL	---
	S/L	1.2240
	T/P:	1.2320 1.2355

DATE	OPEN	HIGH	LOW	RANGE	CLOSE	CHANGE	PREVIOUS
Jun 21	1.22436	1.23233	1.22408	82,5	1.22778	↑ 31,5	1.22463

WEEKLY		JUNE		2022	
HIGH	LOW	HIGH	LOW	HIGH	LOW
1.23233 (21/Jun)	1.21983 (20/Jun)	1.26157 (01/Jun)	1.19330 (14/Jun)	1.37477 (13/Jan)	1.19330 (14/Jun)

All price & chart based on Valbury MT4 Platform

USD/CHF

Interest Rate: 1.50%-1.75% (US)/ -0.25% (CH)



RESISTANCE	0.97311	
	0.97070	
	0.96795	
SUPPORT	0.96279	
	0.96038	
	0.95763	
SUGGESTION	BUY	---
	SELL	0.9655
	S/L	0.9675
	T/P:	0.9625 0.9605

DATE	OPEN	HIGH	LOW	RANGE	CLOSE	CHANGE	PREVIOUS
Jun 21	0.96659	0.96829	0.96313	51,6	0.96521	↓ 13,9	0.96660

WEEKLY		JUNE		2022	
HIGH	LOW	HIGH	LOW	HIGH	LOW
0.97073 (20/Jun)	0.96207 (20/Jun)	1.00489 (15/Jun)	0.95676 (02/Jun)	1.00634 (16/May)	0.90908 (13/Jan)

AUD/USD

Interest Rate: 0.85% (AU)/ 1.50%-1.75% (US)



DATE	OPEN	HIGH	LOW	RANGE	CLOSE	CHANGE	PREVIOUS
Jun 21	0.69526	0.69928	0.69336	59,2	0.69665	↑ 13,8	0.69527

WEEKLY		JUNE		2022	
HIGH	LOW	HIGH	LOW	HIGH	LOW
0.69950 (20/Jun)	0.69257 (20/Jun)	0.72820 (03/Jun)	0.68499 (14/Jun)	0.76603 (05/Apr)	0.68280 (12/May)

All price & chart based on Valbury MT4 Platform

NZD/USD

Interest Rate: 2.00% (NZ)/ 1.50%-1.75% (US)



DATE	OPEN	HIGH	LOW	RANGE	CLOSE	CHANGE	PREVIOUS
Jun 21	0.63279	0.63625	0.63169	45,6	0.63316	↑ 4,5	0.63271

WEEKLY		JUNE		2022	
HIGH	LOW	HIGH	LOW	HIGH	LOW
0.63631 (20/Jun)	0.63042 (20/Jun)	0.65753 (03/Jun)	0.61955 (14/Jun)	0.70331 (05/Apr)	0.61955 (14/Jun)

USD/CAD

Interest Rate: 1.50%-1.75% (US)/ 1.50% (CA)



DATE	OPEN	HIGH	LOW	RANGE	CLOSE	CHANGE	PREVIOUS
Jun 21	1.29796	1.29851	1.29046	80,5	1.29179	↓ 61,1	1.29790

WEEKLY		JUNE		2022	
HIGH	LOW	HIGH	LOW	HIGH	LOW
1.30242 (20/Jun)	1.29046 (21/Jun)	1.30778 (17/Jun)	1.25165 (08/Jun)	1.30778 (17/Jun)	1.24016 (05/Apr)

All price & chart based on Valbury MT4 Platform

EURJPY

Interest Rate: 0.00% (EU)/-0.10% (JP)



DATE	OPEN	HIGH	LOW	RANGE	CLOSE	CHANGE	PREVIOUS
Jun 21	141.991	143.984	141.938	204,6	143.960	↑ 196,8	141.992

WEEKLY		JUNE		2022	
HIGH	LOW	HIGH	LOW	HIGH	LOW
143.984 (21/Jun)	141.434 (20/Jun)	144.244 (08/Jun)	137.832 (16/Jun)	144.244 (08/Jun)	124.384 (07/Mar)

GOLD (XAU/USD)



DATE	OPEN	HIGH	LOW	RANGE	CLOSE	CHANGE	PREVIOUS
Jun 21	1837.59	1843.51	1828.48	15.03	1832.87	↓ 4.12	1836.99

WEEKLY		JUNE		2022	
HIGH	LOW	HIGH	LOW	HIGH	LOW
1845.99 (20/Jun)	1828.48 (21/Jun)	1877.27 (13/Jun)	1804.99 (14/Jun)	2070.27 (08/Mar)	1780.17 (28/Jan)

All price & chart based on Valbury MT4 Platform

SILVER – XAG/USD



DATE	OPEN	HIGH	LOW	RANGE	CLOSE	CHANGE	PREVIOUS
Jun 21	21.567	21.917	21.471	0.446	21.666	↑ 0.101	21.565

WEEKLY		JUNE		2022	
HIGH	LOW	HIGH	LOW	HIGH	LOW
21.917 (21/Jun)	21.449 (20/Jun)	22.491 (06/Jun)	20.872 (14/Jun)	26.927 (08/Mar)	20.433 (13/May)

OIL WTI – CL-AUG/USD

(Exp. 18 July 2022)



DATE	OPEN	HIGH	LOW	RANGE	CLOSE	CHANGE	PREVIOUS
Jun 21	108.81	111.16	108.71	2.45	109.66	↑ 0.78	108.88

WEEKLY		JUNE		2022	
HIGH	LOW	HIGH	LOW	HIGH	LOW
111.16 (21/Jun)	106.85 (20/Jun)	123.68 (14/Jun)	106.43 (17/Jun)	130.57 (07/Mar)	74.27 (03/Jan)

All price & chart based on Valbury MT4 Platform

valbury
PT. Valbury Asia Futures

Disclaimer

All contents of this report have been prepared by the Research Dept. of Valbury Asia Futures and are provided solely for informational purpose. We have taken reasonable measures to ensure the accuracy of the report, however, do not guarantee its accuracy and will not accept liability for any consequential loss or damage which may arise directly or indirectly from any use of the report.

Published by RESEARCH DEPARTMENT – PT VALBURY ASIA FUTURES
Menara Karya 9th Floor, Jl. HR Rasuna Said Blok X-5 Kav. 1-2 Jakarta 12950 Indonesia
Phone : +6221-25533777, Email: research@valbury.com

