








## Daily Outlook

GLOBAL MARKETS & ECONOMIES | WEEKLY ECONOMIC INDICATORS | CURRENCIES | PRECIOUS METAL | O I L |

Counter	News	Trend	Support	Resistance
 <b>EURUSD</b>	<b>EURUSD</b> – Harga naik setelah SNB bergabung dengan bank sentral lainnya dalam memperketat kebijakan moneter dalam kenaikan suku bunga pertama dalam 15 tahun, meningkatkan suku bunga kebijakan menjadi -0,25% dari -0,75% yang telah diterapkan sejak 2015. <i>Resistance di 1.0640, support di 1.0421</i>	↑	1.0421	1.0640
 <b>USDJPY</b>	<b>USDJPY</b> – Harga menguat karena imbal hasil Treasury AS dan USD turun setelah Swiss National Bank memperketat kebijakan moneternya dengan kenaikan suku bunga yang mengejutkan sebesar 50bps dan Bank of England yang sesuai dengan perkiraan menaikkan suku bunganya yang kelima kalinya sebesar 25bps dan menjelang keputusan kebijakan moneter oleh Bank of Japan (BOJ) hari ini. Fokus hari ini pada pidato dari Ketua Federal Reserve AS Jerome Powell. <i>Resistance 134.15, support 130.96</i>	↓	130.96	134.15
 <b>USDCHF</b>	<b>USDCHF</b> – Harga turun karena menguatnya Franc Swiss USD dan Euro setelah SNB bergabung dengan bank sentral lainnya dalam memperketat kebijakan moneter dalam kenaikan suku bunga pertama dalam 15 tahun, meningkatkan suku bunga kebijakan menjadi -0,25% dari -0,75% yang telah diterapkan sejak 2015. <i>Resistance utama 0.9887, support 0.9529</i>	↓	0.9529	0.9887
 <b>GBPUSD</b>	<b>GBPUSD</b> – Harga naik setelah Pound Sterling mengalami hari yang bergejolak, yang awalnya turun setelah Bank of England menaikkan suku bunga sebesar 25 basis poin, mengacaukan beberapa perkiraan kenaikan yang lebih besar untuk melawan inflasi yang melonjak, sebelum mata uang Inggris berbalik arah untuk diperdagangkan naik 1,42% pada \$1,235, tertinggi versus uang sejak 10 Juni. <i>Resistance utama 1.2491, support 1.2125</i>	↑	1.2125	1.2491
 <b>AUDUSD</b>	<b>AUDUSD</b> – Harga naik karena USD turun setelah Swiss National Bank memperketat kebijakan moneternya dengan kenaikan suku bunga yang mengejutkan sebesar 50bps dan Bank of England yang sesuai dengan perkiraan menaikkan suku bunganya yang kelima kalinya sebesar 25bps. Fokus hari ini pada pidato dari Ketua Federal Reserve AS Jerome Powell. <i>Resistance 0.7095, support 0.6970</i>	↑	0.6970	0.7095
 <b>XAUUSD</b>	<b>XAUUSD</b> – Harga emas naik karena dolar dan imbal hasil Treasury AS melemah pada prospek kebijakan moneter yang agresif oleh Federal Reserve. <i>Resistance 1870.95, support 1828.68</i>	↑	1828.68	1870.95
 <b>CLc1 (WTI)</b>	<b>Oil</b> – Harga minyak naik setelah AS mengumumkan sanksi baru terhadap Iran dan meningkatkan kekhawatiran pada ketatnya pasokan yang telah membuat harga minyak melonjak tahun ini. <i>Resistance 119.32, support 113.58</i>	↑	113.58	119.32

### ECONOMIC INDICATORS

DATE	WIB	CT Y	INDICATORS	PER	ACTUAL	FORECAST	PREV.	REV.
<b>Mon/13-Jun-22</b>	All	AU	<b>Bank Holiday (Queen's Birthday)</b>					
	06:50	JP	BSI Large All Industry QoQ	2Q		--	-7.5	--
	06:50	JP	BSI Large Manufacturing QoQ	2Q	-9.9	--	-7.6	--
	13:00	GB	Monthly GDP (3M/3M)	Apr	0.2%	0.4%	0.8%	--
	13:00	GB	Monthly GDP (MoM)	Apr	-0.3%	0.1%	-0.1%	--
	13:00	GB	Construction Output MoM	Apr	-0.4%	-0.5%	1.7%	--
	13:00	GB	Construction Output YoY	Apr	3.9%	3.8%	4.7%	--
	13:00	GB	Industrial Production MoM	Apr	-0.6%	0.2%	-0.2%	--
	13:00	GB	Industrial Production YoY	Apr	0.7%	1.7%	0.7%	--
	13:00	GB	Manufacturing Production MoM	Apr	-1%	0.2%	-0.2%	--
	13:00	GB	Manufacturing Production YoY	Apr	0.5%	1.8%	1.9%	--
	13:00	GB	Index of Services MoM	Apr		--	-0.2%	--
	13:00	GB	Index of Services 3M/3M	Apr	0.0%	0.1%	0.4%	--
	13:00	GB	Visible Trade Balance GBP/Mn	Apr	£-20893m	£-22500m	£-23897m	--
	13:00	GB	Trade Balance Non EU GBP/Mn	Apr	£-10988m	--	£-13804m	--
	13:00	GB	Trade Balance GBP/Mn	Apr		--	£-11552m	--
	15:00	EZ	ECB's Holzmann Speaks at IMF Austria IV-Consultation in Vienna					
	15:00	EZ	ECB's Simkus Speaks					
	18:00	EZ	ECB's Guindos Speaks					
<b>Tue/14-Jun-22</b>	01:00	US	Fed's Brainard Discusses Community Reinvestment Act					
	08:00	KR	BOK Minutes of May Policy Meeting					
	08:30	AU	NAB Business Conditions	May	16	--	20	19
	08:30	AU	NAB Business Confidence	May	6	--	10	--
	11:30	JP	Capacity Utilization MoM	Apr	0.0%	--	-1.6%	--
	11:30	JP	Industrial Production MoM	Apr F	-1.5%	-1.3%	-1.3%	0.3%
	11:30	JP	Industrial Production YoY	Apr F	-4.9%	--	-4.8%	-1.7%
	13:00	DE	CPI MoM	May F	0.9%	0.9%	0.9%	0.8%
	13:00	DE	CPI YoY	May F	7.9%	7.9%	7.9%	7.4%
	13:00	DE	CPI EU Harmonized MoM	May F	1.1%	1.1%	1.1%	0.7%
	13:00	DE	CPI EU Harmonized YoY	May F	8.7%	8.7%	8.7%	7.8%
	13:00	GB	Payrolled Employees Monthly Change	May		--	121k	--
	13:00	GB	Claimant Count Rate	May		--	4.1%	--
	13:00	GB	Jobless Claims Change	May	-19.7k	-49.4k	-56.9k	-65.5k
	13:00	GB	Average Weekly Earnings 3M/YoY	Apr	6.8%	7.6%	7%	--
	13:00	GB	Weekly Earnings ex Bonus 3M/YoY	Apr	4.2%	4%	4.2%	--
	13:00	GB	ILO Unemployment Rate 3Mths	Apr	3.8%	3.6%	3.7%	--
	13:00	GB	Employment Change 3M/3M	Apr	177k	105k	83k	--
	15:30	HK	Industrial Production YoY	1Q	-1.2%	--	5.8%	--
	15:30	HK	PPI YoY	1Q		--	1.2%	--
	16:00	EZ	ZEW Survey Expectations	Jun	-28	--	-29.5	--
	16:00	DE	ZEW Survey Expectations	Jun	-28	-27.5	-34.3	--
	16:00	DE	ZEW Survey Current Situation	Jun	-27.6	-31	-36.5	--
	17:00	US	NFIB Small Business Optimism	May	93.1	93	93.2	--
	19:30	CA	Manufacturing Sales MoM	Apr	1.7%	1.6%	3.5%	--
	19:30	US	PPI Final Demand MoM	May	0.8%	0.8%	0.5%	0.4%
	19:30	US	PPI Ex Food and Energy MoM	May	0.5%	0.6%	0.4%	0.2%
	19:30	US	PPI Ex Food, Energy, Trade MoM	May		0.5%	0.6%	--
	19:30	US	PPI Final Demand YoY	May	10.8%	10.9%	11%	10.9%
	19:30	US	PPI Ex Food and Energy YoY	May	8.3%	8.6%	8.8%	8.6%
	19:30	US	PPI Ex Food, Energy, Trade YoY	May		--	6.9%	--
<b>Wed/15-Jun-22</b>	00:00	EZ	ECB's Schnabel Speaks					
	05:45	NZ	BoP Current Account Balance NZD	1Q	-6.14b	-5.50b	-7.261b	-7.34b
	05:45	NZ	Current Account GDP Ratio YTD	1Q	-6.50%	-6.30%	-5.80%	--
	06:00	KR	Unemployment rate SA	May	2.8%	2.7%	2.7%	--
	06:50	JP	Core Machine Orders MoM	Apr	10.8%	-1.5%	7.1%	--
	06:50	JP	Core Machine Orders YoY	Apr	19%	5.3%	7.6%	--
	07:30	AU	Westpac Consumer Conf Index	Jun	86.4	--	90.4	--
	07:30	AU	Westpac Consumer Conf SA MoM	Jun	-4.5%	--	-5.6%	--
	09:00	CN	Industrial Production YoY	May	0.7%	-0.7%	-2.9%	--
	09:00	CN	Industrial Production YTD YoY	May	3.3%	3.1%	4%	--
	09:00	CN	Retail Sales YoY	May	-6.7%	-7.1%	-11.1%	--
	09:00	CN	Retail Sales YTD YoY	May	-1.51%	-1.7%	-0.2%	-0.17%

	09:00	CN	Surveyed Jobless Rate	May	5.9%	6.1%	6.1%	--
	11:30	JP	Tertiary Industry Index MoM	Apr	0.7%	0.8%	1.3%	--
	13:30	CH	Producer & Import Prices MoM	May	0.9%	--	1.3%	--
	13:30	CH	Producer & Import Prices YoY	May	6.9%	--	6.0%	6.7%
	14:00	CH	SECO June 2022 Economic Forecasts					
	16:00	EZ	Industrial Production SA MoM	Apr	0.4%	0.5%	-1.8%	-1.4%
	16:00	EZ	Industrial Production WDA YoY	Apr	-2%	-1.1%	-0.8%	-0.5%
	16:00	EZ	Trade Balance SA	Apr		--	-17.6b	--
	16:00	EZ	Trade Balance NSA	Apr	€-32.4b	--	€-16.4b	--
	16:15	EZ	ECB's Nagel speaks at Young Factor web event					
	19:15	CA	Housing Starts	May	287.3k	252.6k	267.3k	--
	19:30	EZ	ECB's De Cos speaks at Young Factor web event					
	19:30	US	Empire Manufacturing	Jun	-1.2	3	-11.6	--
	19:30	US	Retail Sales Advance MoM	May	-0.3%	0.2%	0.9%	0.7%
	19:30	US	Retail Sales Ex Auto MoM	May	0.5%	0.8%	0.6%	0.4%
	19:30	US	Retail Sales Ex Auto and Gas	May	0.1%	0.5%	1%	0.8%
	19:30	US	Retail Sales Control Group	May	0.0%	0.5%	1%	0.5%
	19:30	US	Import Price Index MoM	May	0.6%	1.1%	0.0%	0.4%
	19:30	US	Import Price Index ex Petroleum MoM	May		0.7%	0.4%	--
	19:30	US	Import Price Index YoY	May	11.7%	--	12%	--
	19:30	US	Export Price Index MoM	May	2.8%	1.3%	0.6%	0.8%
	19:30	US	Export Price Index YoY	May	18.9%	--	18%	--
	20:00	CA	Existing Home Sales MoM	May		--	-12.6%	--
	20:00	EZ	ECB's Panetta Speaks					
	20:15	EZ	ECB's Knot speaks at Young Factor web event					
	21:00	US	Business Inventories	Apr	1.2%	1.2%	2%	2.4%
	21:00	US	NAHB Housing Market Index	Jun	67	68	69	--
	21:15	EZ	ECB's Centeno speaks at Young Factor web event					
	21:30	US	DOE U.S. Crude Oil Inventories	Jun-10	1956k	-1314k	2025k	--
	21:30	US	DOE Cushing OK Crude Inventory	Jun-10	-826k	--	-1593k	--
	21:30	US	DOE U.S. Gasoline Inventories	Jun-10	-71k	1066k	-812k	--
	21:30	US	DOE U.S. Distillate Inventory	Jun-10	725k	292k	2592k	--
	21:30	US	DOE U.S. Refinery Utilization	Jun-10	-0.5%	0.5%	1.6%	--
	23:00	EZ	ECB's Lagarde Speaks					
<b>Thu/16-Jun-22</b>	01:00	US	FOMC Rate Decision (Lower Bound)	Jun-15	1.50%	1.25%	0.75%	--
	01:00	US	FOMC Rate Decision (Upper Bound)	Jun-15	1.75%	1.50%	1.00%	--
	01:00	US	Interest on Reserve Balances Rate	Jun-16		--	0.90%	--
	01:30	US	Fed Chair Holds Press Conference Following FOMC Meeting					
	03:00	US	Net Long-term TIC Flows	Apr	\$87.7b	--	\$23.1b	--
	03:00	US	Total Net TIC Flows	Apr	\$1.3b	--	\$149.2b	\$108.7b
	04:00	KR	Export Price Index MoM	May		--	1%	--
	04:00	KR	Export Price Index YoY	May	23.5%	--	21.4%	22%
	04:00	KR	Import Price Index MoM	May		--	-0.9%	--
	04:00	KR	Import Price Index YoY	May	36.3%	--	35%	35.4%
	05:45	NZ	GDP SA QoQ	1Q	-0.2%	0.6%	3%	--
	05:45	NZ	GDP YoY	1Q	1.2%	2.3%	3.1%	--
	06:50	JP	Imports YoY	May	48.9%	43.6%	28.2%	28.3%
	06:50	JP	Trade Balance	May	-¥2384.7b	-¥2022.6b	-¥839.2b	-¥842.8b
	06:50	JP	Trade Balance Adjusted	May	-¥1930b	-¥1704.5b	¥1618.9b	-¥1580b
	06:50	JP	Exports YoY	May	15.8%	16.4%	12.5%	--
	08:00	AU	Consumer Inflation Expectation	Jun	6.7%	--	5%	--
	08:30	AU	Part Time Employment Change	May	-8.7k	--	-88.4k	--
	08:30	AU	Full Time Employment Change	May	69.4k	--	92.4k	--
	08:30	AU	Employment Change	May	60.6k	25.0k	4.0k	4.5k
	08:30	AU	Participation Rate	May	66.7%	66.4%	66.3%	--
	08:30	AU	Unemployment Rate	May	3.9%	3.8%	3.9%	--
	09:00	HK	Interest Rate Decision		2.0%		1.25%	
	14:00	EZ	ECB's Visco speaks at Young Factor web event					
	14:30	CH	SNB Policy Rate	Jun-16	-0.25%	-0.75%	-0.75%	--
	14:30	CH	SNB Sight Deposit Interest Rate	Jun-16	-0.25%	-0.75%	-0.75%	--
	14:45	EZ	ECB's Villeroy speaks at Young Factor web event					
	14:50	EZ	ECB's Panetta Speaks					
	15:00	EZ	ECB's Vasle Speaks Slovenian Banking Conference					
	15:30	EZ	ECB's Guindos speaks at Young Factor web event					

	16:30	EZ	ECB's Knot speaks at Young Factor web event					
	16:30	EZ	ECB's Centeno speaks at Young Factor web event					
	16:30	EZ	ECB's De Cos speaks at Young Factor web event					
	18:00	GB	Bank of England Bank Rate	Jun-16	1.25%	1.25%	1.00%	--
	19:30	CA	Wholesale Trade Sales MoM	Apr	-0.5%	0.2%	0.3%	0.6%
	19:30	US	Building Permits	May	1695k	1785k	1819k	1823k
	19:30	US	Building Permits MoM	May	-7%	-1.8%	-3.2%	-3%
	19:30	US	Housing Starts	May	1549k	1701k	1724k	1810k
	19:30	US	Housing Starts MoM	May	-14.4%	-0.6%	-0.2%	5.5%
	19:30	US	Philadelphia Fed Business Outlook	Jun	-3.3	5.5	2.6	--
	19:30	US	Initial Jobless Claims	Jun-11	229k	215k	229k	232k
	19:30	US	Continuing Claims	Jun-04	1312k	1302k	1306k	1309k
<b>Fri/17-Jun-22</b>	N/A	JP	BOJ Policy Balance Rate	Jun-17		--	-0.10%	--
	N/A	JP	BOJ 10-Yr Yield Target	Jun-17		--	0.00%	--
	05:30	NZ	BusinessNZ Manufacturing PMI	May		--	51.2	--
	13:00	GB	Retail Sales Inc Auto Fuel MoM	May		--	1.4%	--
	13:00	GB	Retail Sales Inc Auto Fuel YoY	May		--	-4.9%	--
	13:00	GB	Retail Sales Ex Auto Fuel MoM	May		--	1.4%	--
	13:00	GB	Retail Sales Ex Auto Fuel YoY	May		--	-6.1%	--
	15:30	HK	Unemployment Rate SA	May		--	5.4%	--
	16:00	EZ	Construction Output MoM	Apr		--	0.0%	--
	16:00	EZ	Construction Output YoY	Apr		--	3.3%	--
	16:00	EZ	CPI YoY	May F		8.1%	7.4%	7.4%
	16:00	EZ	CPI MoM	May F		0.8%	0.8%	--
	16:00	EZ	CPI Core YoY	May F		3.8%	3.8%	--
	19:30	CA	Industrial Product Price MoM	May		--	0.8%	--
	19:30	CA	Raw Materials Price Index MoM	May		--	-2%	--
	19:45	US	Powell Makes Welcoming Remarks at Dollar Conference					
	20:15	US	Industrial Production MoM	May		0.5%	1.1%	--
	20:15	US	Capacity Utilization	May		79.3%	79%	--
	20:15	US	Manufacturing (SIC) Production	May		0.4%	0.8%	--
	21:00	US	Leading Index	May		-0.4%	-0.3%	--
<b>Sat/18-Jun-22</b>	00:00	US	Baker Hughes U.S. Rig Count	Jun-17		--	--	--

PT. Valbury Asia Futures

### EUR/USD

Interest Rate: 0.00% (EU)/1.50%-1.75% (US)



RESISTANCE	1.08620	
	1.07313	
	1.06416	
SUPPORT	1.04212	
	1.02905	
	1.02008	
SUGGESTION	BUY	1.0520
	SELL	---
	S/L	1.0460
	T/P:	1.0630 1.0680

DATE	OPEN	HIGH	LOW	RANGE	CLOSE	CHANGE	PREVIOUS
June 16	1.04457	1.06005	1.03801	220,4	1.05520	↑ 106,2	1.04458

WEEKLY		JUNE		2022	
HIGH	LOW	HIGH	LOW	HIGH	LOW
1.06005 (16/Jun)	1.03584 (15/Jun)	1.07731 (09/Jun)	1.03584 (15/Jun)	1.14941 (10/Feb)	1.03487 (13/May)

All price & chart based on Valbury MT4 Platform

### USDJPY

Interest Rate: 1.50%-1.75% (US)/-0.10% (JP)



RESISTANCE	137.338	
	136.004	
	134.152	
SUPPORT	130.966	
	129.632	
	127.780	
SUGGESTION	BUY	---
	SELL	132.50
	S/L	133.80
	T/P:	130.95 129.65

DATE	OPEN	HIGH	LOW	RANGE	CLOSE	CHANGE	PREVIOUS
Jun 16	133.832	134.671	131.485	318,6	132.300	↓ 152,7	133.827

WEEKLY		JUNE		2022	
HIGH	LOW	HIGH	LOW	HIGH	LOW
135.579 (14/Jun)	131.485 (16/Jun)	135.579 (14/Jun)	128.638 (01/Jun)	135.579 (14/Jun)	113.463 (24/Jan)

### GBP/USD

Interest Rate: 1.25% (GB)/ 1.50%-1.75% (US)



RESISTANCE	1.28564	
	1.26309	
	1.24911	
SUPPORT	1.21258	
	1.19003	
	1.17605	
SUGGESTION	BUY	1.2305
	SELL	---
	S/L	1.2245
	T/P:	1.2435 1.2485

DATE	OPEN	HIGH	LOW	RANGE	CLOSE	CHANGE	PREVIOUS
June 16	1.21680	1.24054	1.20401	365,3	1.23513	↑ 181,7	1.21696

WEEKLY		JUNE		2022	
HIGH	LOW	HIGH	LOW	HIGH	LOW
1.24054 (16/Jun)	1.19330 (14/Jun)	1.26157 (01/Jun)	1.19330 (14/Jun)	1.37477 (13/Jan)	1.19330 (14/Jun)

All price & chart based on Valbury MT4 Platform

### USD/CHF

Interest Rate: 1.50%-1.75% (US)/ -0.25% (CH)



RESISTANCE	1.02463	
	1.01173	
	0.98879	
SUPPORT	0.95295	
	0.94005	
	0.91711	
SUGGESTION	BUY	---
	SELL	0.9705
	S/L	0.9765
	T/P:	0.9595 0.9545

DATE	OPEN	HIGH	LOW	RANGE	CLOSE	CHANGE	PREVIOUS
June 16	0.99366	0.99884	0.96300	358,4	0.96584	↓ 277,4	0.99358

WEEKLY		JUNE		2022	
HIGH	LOW	HIGH	LOW	HIGH	LOW
1.00489 (15/Jun)	0.96300 (16/Jun)	1.00489 (15/Jun)	0.95676 (02/Jun)	1.00634 (16/May)	0.90908 (13/Jan)

### AUD/USD

Interest Rate: 0.85% (AU)/ 1.50%-1.75% (US)



DATE	OPEN	HIGH	LOW	RANGE	CLOSE	CHANGE	PREVIOUS
Jun 16	0.70072	0.70682	0.69426	125,6	0.70465	↑ 41,5	0.70050

WEEKLY		JUNE		2022	
HIGH	LOW	HIGH	LOW	HIGH	LOW
0.70682 (16/Jun)	0.68499 (14/Jun)	0.72820 (03/Jun)	0.68499 (14/Jun)	0.76603 (05/Apr)	0.68280 (12/May)

All price & chart based on Valbury MT4 Platform

### NZD/USD

Interest Rate: 2.00% (NZ)/ 1.50%-1.75% (US)



DATE	OPEN	HIGH	LOW	RANGE	CLOSE	CHANGE	PREVIOUS
Jun 16	0.62829	0.63949	0.62319	163,0	0.63606	↑ 77,0	0.62836

WEEKLY		JUNE		2022	
HIGH	LOW	HIGH	LOW	HIGH	LOW
0.63949 (16/Jun)	0.61955 (14/Jun)	0.65753 (03/Jun)	0.61955 (14/Jun)	0.70331 (05/Apr)	0.61955 (14/Jun)

### USD/CAD

Interest Rate: 1.50%-1.75% (US)/ 1.50% (CA)



RESISTANCE	1.31012	
	1.30353	
	1.29916	
SUPPORT	1.28820	
	1.28161	
	1.27724	
SUGGESTION	BUY	1.2940
	SELL	---
	S/L	1.2900
	T/P:	1.2990 1.3030

DATE	OPEN	HIGH	LOW	RANGE	CLOSE	CHANGE	PREVIOUS
Jun 16	1.28859	1.29694	1.28598	109,6	1.29480	↑ 62,0	1.28860

WEEKLY		JUNE		2022	
HIGH	LOW	HIGH	LOW	HIGH	LOW
1.29946 (15/Jun)	1.27876 (13/Jun)	1.29946 (15/Jun)	1.25165 (08/Jun)	1.30758 (12/May)	1.24016 (05/Apr)

All price & chart based on Valbury MT4 Platform

### EURJPY

Interest Rate: 0.00% (EU)/-0.10% (JP)



RESISTANCE	143.616	
	142.105	
	140.854	
SUPPORT	138.092	
	136.581	
	135.330	
SUGGESTION	BUY	139.40
	SELL	---
	S/L	138.15
	T/P:	140.85 142.10

DATE	OPEN	HIGH	LOW	RANGE	CLOSE	CHANGE	PREVIOUS
Jun 16	139.799	140.594	137.832	276,2	139.603	↓ 19,6	139.799

WEEKLY		JUNE		2022	
HIGH	LOW	HIGH	LOW	HIGH	LOW
141.766 (13/Jun)	137.832 (16/Jun)	144.244 (08/Jun)	137.832 (16/Jun)	144.244 (08/Jun)	124.384 (07/Mar)



### GOLD (XAU/USD)



RESISTANCE	1913.22	
	1885.32	
	1870.95	
SUPPORT	1828.68	
	1800.78	
	1786.41	
SUGGESTION	BUY	1854.00
	SELL	---
	S/L	1839.00
	T/P:	1870.00 1885.00

DATE	OPEN	HIGH	LOW	RANGE	CLOSE	CHANGE	PREVIOUS
Jun 16	1833.31	1857.42	1815.15	42.27	1856.58	↑ 22.98	1833.60

WEEKLY		JUNE		2022	
HIGH	LOW	HIGH	LOW	HIGH	LOW
1877.27 (13/Jun)	1804.99 (14/Jun)	1877.27 (13/Jun)	1804.99 (14/Jun)	2070.27 (08/Mar)	1780.17 (28/Jan)

All price & chart based on Valbury MT4 Platform

### SILVER – XAG/USD



RESISTANCE	22.751	
	22.345	
	22.136	
SUPPORT	21.521	
	21.115	
	20.906	
SUGGESTION	BUY	21.80
	SELL	---
	S/L	21.55
	T/P:	22.10 22.35

DATE	OPEN	HIGH	LOW	RANGE	CLOSE	CHANGE	PREVIOUS
Jun 16	21.620	21.939	21.324	0.615	21.927	↑ 0.270	21.657

WEEKLY		JUNE		2022	
HIGH	LOW	HIGH	LOW	HIGH	LOW
21.939 (16/Jun)	20.872 (14/Jun)	22.491 (06/Jun)	20.872 (14/Jun)	26.927 (08/Mar)	20.433 (13/May)

### OIL WTI – CL-JUL/USD (Exp. 17 June 2022)



DATE	OPEN	HIGH	LOW	RANGE	CLOSE	CHANGE	PREVIOUS
Jun 16	115.99	118.08	112.34	5.74	117.07	↑ 1.26	115.81

WEEKLY		JUNE		2022	
HIGH	LOW	HIGH	LOW	HIGH	LOW
123.68 (14/Jun)	112.34 (16/Jun)	123.68 (14/Jun)	111.22 (02/Jun)	130.57 (07/Mar)	74.27 (03/Jan)

*All price & chart based on Valbury MT4 Platform*



## Disclaimer

All contents of this report have been prepared by the Research Dept. of Valbury Asia Futures and are provided solely for informational purpose. We have taken reasonable measures to ensure the accuracy of the report, however, do not guarantee its accuracy and will not accept liability for any consequential loss or damage which may arise directly or indirectly from any use of the report.

Published by RESEARCH DEPARTMENT – PT VALBURY ASIA FUTURES  
Menara Karya 9th Floor, Jl. HR Rasuna Said Blok X-5 Kav. 1-2 Jakarta 12950 Indonesia  
Phone : +6221-25533777, Email: research@valbury.com

