








Daily Outlook

GLOBAL MARKETS & ECONOMIES | WEEKLY ECONOMIC INDICATORS | CURRENCIES | PRECIOUS METAL | O I L |

Counter	News	Trend	Support	Resistance
 EURUSD	EURUSD – Harga turun setelah USD sebagai mata uang safe-haven naik ke level tertinggi baru dalam dua dekade terhadap sejumlah mata uang pada hari Senin, didukung oleh kekhawatiran perlambatan ekonomi global dan taruhan pada kenaikan suku bunga tajam oleh Federal Reserve AS. <i>Resistance di 1.0480, support di 1.0366</i>	↓	1.0366	1.0480
 USDJPY	USDJPY – Harga melemah terhadap USD yang naik didukung oleh kekhawatiran perlambatan ekonomi global dan taruhan pada kenaikan suku bunga AS yang agresif oleh Federal Reserve namun yen mendapat dukungan dari komentar juru bicara pemerintah Jepang yang prihatin dengan penurunan tajam dan pemerintah siap untuk "merespons dengan tepat" jika diperlukan. <i>Resistance di 135.20, Support di 133.59</i>	↑	133.59	135.20
 USDCHF	USDCHF – Harga naik setelah USD sebagai mata uang safe-haven naik ke level tertinggi baru dalam dua dekade terhadap sejumlah mata uang pada hari Senin, didukung oleh kekhawatiran perlambatan ekonomi global dan taruhan pada kenaikan suku bunga tajam oleh Federal Reserve AS. <i>Resistance utama 1.0016, support 0.9903</i>	↑	0.9903	1.0016
 GBPUSD	GBPUSD – Harga turun setelah Pound sterling jatuh ke level terendah satu bulan terhadap USD, berada di bawah tekanan jual setelah data menunjukkan ekonomi Inggris secara tak terduga menyusut pada bulan April dan ketegangan dengan Uni Eropa atas perdagangan pasca-Brexit dengan Irlandia Utara juga membebani pound. <i>Resistance utama 1.2253, support 1.2060</i>	↓	1.2060	1.2253
 AUDUSD	AUDUSD – Harga turun karena penurunan selera risiko dan memburuknya kondisi COVID-19 di China serta USD yang naik didukung oleh kekhawatiran perlambatan ekonomi global dan taruhan pada kenaikan suku bunga AS yang agresif oleh Federal Reserve. <i>Resistance di 0.7002, Support di 0.6880</i>	↓	0.6880	0.7002
 XAUUSD	XAUUSD – Harga emas turun karena dolar menguat di tengah taruhan untuk kenaikan suku bunga yang agresif oleh Federal Reserve AS, diperkirakan akan menaikkan suku bunga setidaknya sebesar 50bps minggu ini. <i>Resistance di 1858.01, Support di 1799.49</i>	↓	1799.49	1858.01
 CLc1 (WTI)	Oil – Harga minyak naik karena kekhawatiran pada pasokan global yang ketat melebihi kekhawatiran permintaan akan tertekan oleh meningkatnya kasus COVID-19 di China dan lebih banyak bank sentral yang akan menaikkan suku bunga untuk mengatasi lonjakan inflasi. <i>Resistance di 123.01, Support di 118.25</i>	↑	118.25	123.01

ECONOMIC INDICATORS

DATE	WIB	CT Y	INDICATORS	PER	ACTUAL	FORECAST	PREV.	REV.
Mon/13-Jun-22	All	AU	Bank Holiday (Queen's Birthday)					
	06:50	JP	BSI Large All Industry QoQ	2Q		--	-7.5	--
	06:50	JP	BSI Large Manufacturing QoQ	2Q	-9.9	--	-7.6	--
	13:00	GB	Monthly GDP (3M/3M)	Apr	0.2%	0.4%	0.8%	--
	13:00	GB	Monthly GDP (MoM)	Apr	-0.3%	0.1%	-0.1%	--
	13:00	GB	Construction Output MoM	Apr	-0.4%	-0.5%	1.7%	--
	13:00	GB	Construction Output YoY	Apr	3.9%	3.8%	4.7%	--
	13:00	GB	Industrial Production MoM	Apr	-0.6%	0.2%	-0.2%	--
	13:00	GB	Industrial Production YoY	Apr	0.7%	1.7%	0.7%	--
	13:00	GB	Manufacturing Production MoM	Apr	-1%	0.2%	-0.2%	--
	13:00	GB	Manufacturing Production YoY	Apr	0.5%	1.8%	1.9%	--
	13:00	GB	Index of Services MoM	Apr		--	-0.2%	--
	13:00	GB	Index of Services 3M/3M	Apr	0.0%	0.1%	0.4%	--
	13:00	GB	Visible Trade Balance GBP/Mn	Apr	£-20893m	£-22500m	£-23897m	--
	13:00	GB	Trade Balance Non EU GBP/Mn	Apr	£-10988m	--	£-13804m	--
	13:00	GB	Trade Balance GBP/Mn	Apr		--	£-11552m	--
	15:00	EZ	ECB's Holzmann Speaks at IMF Austria IV-Consultation in Vienna					
	15:00	EZ	ECB's Simkus Speaks					
	18:00	EZ	ECB's Guindos Speaks					
Tue/14-Jun-22	N/A	KR	BOK Minutes of May Policy Meeting					
	01:00	US	Fed's Brainard Discusses Community Reinvestment Act					
	08:30	AU	NAB Business Conditions	May		--	20	--
	08:30	AU	NAB Business Confidence	May		--	10	--
	11:30	JP	Capacity Utilization MoM	Apr		--	-1.6%	--
	11:30	JP	Industrial Production MoM	Apr F		--	-1.3%	--
	11:30	JP	Industrial Production YoY	Apr F		--	-4.8%	--
	13:00	DE	CPI MoM	May F		0.9%	0.9%	--
	13:00	DE	CPI YoY	May F		7.9%	7.9%	--
	13:00	DE	CPI EU Harmonized MoM	May F		1.1%	1.1%	--
	13:00	DE	CPI EU Harmonized YoY	May F		8.7%	8.7%	--
	13:00	GB	Payrolled Employees Monthly Change	May		--	121k	--
	13:00	GB	Claimant Count Rate	May		--	4.1%	--
	13:00	GB	Jobless Claims Change	May		--	-56.9k	--
	13:00	GB	Average Weekly Earnings 3M/YoY	Apr		--	7%	--
	13:00	GB	Weekly Earnings ex Bonus 3M/YoY	Apr		--	4.2%	--
	13:00	GB	ILO Unemployment Rate 3Mths	Apr		3.7%	3.7%	--
	13:00	GB	Employment Change 3M/3M	Apr		--	83k	--
	15:30	HK	Industrial Production YoY	1Q		--	5.8%	--
	15:30	HK	PPI YoY	1Q		--	1.2%	--
	16:00	EZ	ZEW Survey Expectations	Jun		--	-29.5	--
	16:00	DE	ZEW Survey Expectations	Jun		-30	-34.3	--
	16:00	DE	ZEW Survey Current Situation	Jun		--	-36.5	--
	17:00	US	NFIB Small Business Optimism	May		93	93.2	--
	19:30	CA	Manufacturing Sales MoM	Apr		--	2.5%	--
	19:30	US	PPI Final Demand MoM	May		0.8%	0.5%	--
	19:30	US	PPI Ex Food and Energy MoM	May		0.6%	0.4%	--
	19:30	US	PPI Ex Food, Energy, Trade MoM	May		0.5%	0.6%	--
	19:30	US	PPI Final Demand YoY	May		10.8%	11%	--
	19:30	US	PPI Ex Food and Energy YoY	May		8.6%	8.8%	--
	19:30	US	PPI Ex Food, Energy, Trade YoY	May		--	6.9%	--
Wed/15-Jun-22	00:00	EZ	ECB's Schnabel Speaks					
	05:45	NZ	BoP Current Account Balance NZD	1Q		-5.963b	-7.261b	--
	05:45	NZ	Current Account GDP Ratio YTD	1Q		-6.5%	-5.8%	--
	06:00	KR	Unemployment rate SA	May		2.7%	2.7%	--
	06:50	JP	Core Machine Orders MoM	Apr		-1.3%	7.1%	--
	06:50	JP	Core Machine Orders YoY	Apr		5.2%	7.6%	--
	07:30	AU	Westpac Consumer Conf Index	Jun		--	90.4	--
	07:30	AU	Westpac Consumer Conf SA MoM	Jun		--	-5.6%	--
	09:00	CN	Industrial Production YoY	May		-1%	-2.9%	--
	09:00	CN	Industrial Production YTD YoY	May		3.1%	4%	--
	09:00	CN	Retail Sales YoY	May		-7.1%	-11.1%	--
	09:00	CN	Retail Sales YTD YoY	May		-1.7%	-0.2%	--

	09:00	CN	Surveyed Jobless Rate	May		6.1%	6.1%	--
	11:30	JP	Tertiary Industry Index MoM	Apr		0.8%	1.3%	--
	13:30	CH	Producer & Import Prices MoM	May		--	1.3%	--
	13:30	CH	Producer & Import Prices YoY	May		--	6.0%	--
	14:00	CH	SECO June 2022 Economic Forecasts					
	16:00	EZ	Industrial Production SA MoM	Apr		0.7%	-1.8%	--
	16:00	EZ	Industrial Production WDA YoY	Apr		-0.9%	-0.8%	--
	16:00	EZ	Trade Balance SA	Apr		--	-17.6b	--
	16:00	EZ	Trade Balance NSA	Apr		--	-16.4b	--
	16:15	EZ	ECB's Nagel speaks at Young Factor web event					
	19:15	CA	Housing Starts	May		--	267.3k	--
	19:30	EZ	ECB's De Cos speaks at Young Factor web event					
	19:30	US	Empire Manufacturing	Jun		3	-11.6	--
	19:30	US	Retail Sales Advance MoM	May		0.2%	0.9%	--
	19:30	US	Retail Sales Ex Auto MoM	May		0.8%	0.6%	--
	19:30	US	Retail Sales Ex Auto and Gas	May		0.5%	1%	--
	19:30	US	Retail Sales Control Group	May		0.5%	1%	--
	19:30	US	Import Price Index MoM	May		1.2%	0.0%	--
	19:30	US	Import Price Index ex Petroleum MoM	May		0.7%	0.4%	--
	19:30	US	Import Price Index YoY	May		--	12%	--
	19:30	US	Export Price Index MoM	May		1.4%	0.6%	--
	19:30	US	Export Price Index YoY	May		--	18%	--
	20:00	CA	Existing Home Sales MoM	May		--	-12.6%	--
	20:00	EZ	ECB's Panetta Speaks					
	20:15	EZ	ECB's Knot speaks at Young Factor web event					
	21:00	US	Business Inventories	Apr		1.2%	2%	--
	21:00	US	NAHB Housing Market Index	Jun		68	69	--
	21:15	EZ	ECB's Centeno speaks at Young Factor web event					
	21:30	US	DOE U.S. Crude Oil Inventories	Jun-10		--	2025k	--
	21:30	US	DOE Cushing OK Crude Inventory	Jun-10		--	-1593k	--
	21:30	US	DOE U.S. Gasoline Inventories	Jun-10		--	-812k	--
	21:30	US	DOE U.S. Distillate Inventory	Jun-10		--	2592k	--
	21:30	US	DOE U.S. Refinery Utilization	Jun-10		--	1.6%	--
	23:00	EZ	ECB's Lagarde Speaks					
Thu/16-Jun-22	01:00	US	FOMC Rate Decision (Lower Bound)	Jun-15		1.25%	0.75%	--
	01:00	US	FOMC Rate Decision (Upper Bound)	Jun-15		1.50%	1.00%	--
	01:00	US	Interest on Reserve Balances Rate	Jun-16		--	0.90%	--
	01:30	US	Fed Chair Holds Press Conference Following FOMC Meeting					
	03:00	US	Net Long-term TIC Flows	Apr		--	\$23.1b	--
	03:00	US	Total Net TIC Flows	Apr		--	\$149.2b	--
	04:00	KR	Export Price Index MoM	May		--	1%	--
	04:00	KR	Export Price Index YoY	May		--	21.4%	--
	04:00	KR	Import Price Index MoM	May		--	-0.9%	--
	04:00	KR	Import Price Index YoY	May		--	35%	--
	05:45	NZ	GDP SA QoQ	1Q		0.5%	3%	--
	05:45	NZ	GDP YoY	1Q		2.3%	3.1%	--
	06:50	JP	Imports YoY	May		43.7%	28.2%	28.3%
	06:50	JP	Trade Balance	May		-¥2063.8b	-¥839.2b	-¥842.8b
	06:50	JP	Trade Balance Adjusted	May		-¥1704.5b	¥1618.9b	--
	06:50	JP	Exports YoY	May		16.3%	12.5%	--
	08:00	AU	Consumer Inflation Expectation	Jun		--	5%	--
	08:30	AU	Part Time Employment Change	May		--	-88.4k	--
	08:30	AU	Full Time Employment Change	May		--	92.4k	--
	08:30	AU	Employment Change	May		25.0k	4.0k	--
	08:30	AU	Participation Rate	May		66.4%	66.3%	--
	08:30	AU	Unemployment Rate	May		3.8%	3.9%	--
	14:00	EZ	ECB's Visco speaks at Young Factor web event					
	14:30	CH	SNB Policy Rate	Jun-16		-0.75%	-0.75%	--
	14:30	CH	SNB Sight Deposit Interest Rate	Jun-16		-0.75%	-0.75%	--
	14:45	EZ	ECB's Villeroy speaks at Young Factor web event					
	14:50	EZ	ECB's Panetta Speaks					
	15:00	EZ	ECB's Vasle Speaks Slovenian Banking Conference					
	15:30	EZ	ECB's Guindos speaks at Young Factor web event					
	16:30	EZ	ECB's Knot speaks at Young Factor web event					

	16:30	EZ	ECB's Centeno speaks at Young Factor web event					
	16:30	EZ	ECB's De Cos speaks at Young Factor web event					
	18:00	GB	Bank of England Bank Rate	Jun-16		1.25%	1.00%	--
	19:30	CA	Wholesale Trade Sales MoM	Apr		--	0.30%	--
	19:30	US	Building Permits	May		1790k	1819k	1823k
	19:30	US	Building Permits MoM	May		-1.8%	-3.2%	-3%
	19:30	US	Housing Starts	May		1714k	1724k	--
	19:30	US	Housing Starts MoM	May		-0.6%	-0.2%	--
	19:30	US	Philadelphia Fed Business Outlook	Jun		5	2.6	--
	19:30	US	Initial Jobless Claims	Jun-11		--	229k	--
	19:30	US	Continuing Claims	Jun-04		--	1306k	--
Fri/17-Jun-22	N/A	JP	BOJ Policy Balance Rate	Jun-17		--	-0.10%	--
	N/A	JP	BOJ 10-Yr Yield Target	Jun-17		--	0.00%	--
	05:30	NZ	BusinessNZ Manufacturing PMI	May		--	51.2	--
	13:00	GB	Retail Sales Inc Auto Fuel MoM	May		--	1.4%	--
	13:00	GB	Retail Sales Inc Auto Fuel YoY	May		--	-4.9%	--
	13:00	GB	Retail Sales Ex Auto Fuel MoM	May		--	1.4%	--
	13:00	GB	Retail Sales Ex Auto Fuel YoY	May		--	-6.1%	--
	15:30	HK	Unemployment Rate SA	May		--	5.4%	--
	16:00	EZ	Construction Output MoM	Apr		--	0.0%	--
	16:00	EZ	Construction Output YoY	Apr		--	3.3%	--
	16:00	EZ	CPI YoY	May F		8.1%	7.4%	7.4%
	16:00	EZ	CPI MoM	May F		0.8%	0.8%	--
	16:00	EZ	CPI Core YoY	May F		3.8%	3.8%	--
	19:30	CA	Industrial Product Price MoM	May		--	0.8%	--
	19:30	CA	Raw Materials Price Index MoM	May		--	-2%	--
	19:45	US	Powell Makes Welcoming Remarks at Dollar Conference					
	20:15	US	Industrial Production MoM	May		0.5%	1.1%	--
	20:15	US	Capacity Utilization	May		79.3%	79%	--
	20:15	US	Manufacturing (SIC) Production	May		0.4%	0.8%	--
	21:00	US	Leading Index	May		-0.4%	-0.3%	--
Sat/18-Jun-22	00:00	US	Baker Hughes U.S. Rig Count	Jun-17		--	--	--

PT. Valbury Asia Futures

EUR/USD

Interest Rate: 0.00% (EU)/0.75%-1.00% (US)



RESISTANCE	1.05941	
	1.05534	
	1.04804	
SUPPORT	1.03667	
	1.03260	
	1.02530	
SUGGESTION	BUY	---
	SELL	1.0435
	S/L	1.0485
	T/P:	1.0355 1.0315

DATE	OPEN	HIGH	LOW	RANGE	CLOSE	CHANGE	PREVIOUS
June 13	1.05075	1.05128	1.03991	113,7	1.04073	↓ 112,9	1.05202

WEEKLY		JUNE		2022	
HIGH	LOW	HIGH	LOW	HIGH	LOW
1.05128 (13/Jun)	1.03991 (13/Jun)	1.07731 (09/Jun)	1.03991 (13/Jun)	1.14941 (10/Feb)	1.03487 (13/May)

All price & chart based on Valbury MT4 Platform

USDJPY

Interest Rate: 0.75%-1.00% (US)/-0.10% (JP)



RESISTANCE	136.814	
	136.003	
	135.206	
SUPPORT	133.598	
	132.787	
	131.990	
SUGGESTION	BUY	134.35
	SELL	---
	S/L	133.60
	T/P:	135.20 135.95

DATE	OPEN	HIGH	LOW	RANGE	CLOSE	CHANGE	PREVIOUS
Jun 13	134.661	135.192	133.584	160,8	134.410	↑ 3,7	134.373

WEEKLY		JUNE		2022	
HIGH	LOW	HIGH	LOW	HIGH	LOW
135.192 (13/Jun)	133.584 (13/Jun)	134.548 (09/Jun)	128.638 (01/Jun)	134.548 (09/Jun)	113.463 (24/Jan)

GBP/USD

Interest Rate: 1.00% (GB)/ 0.75%-1.00% (US)



RESISTANCE	1.24472	
	1.23734	
	1.22538	
SUPPORT	1.20604	
	1.19866	
	1.18670	
SUGGESTION	BUY	---
	SELL	1.2165
	S/L	1.2225
	T/P:	1.2055 1.2015

DATE	OPEN	HIGH	LOW	RANGE	CLOSE	CHANGE	PREVIOUS
June 13	1.22933	1.22997	1.21063	193,4	1.21341	↓ 177,4	1.23115

WEEKLY		JUNE		2022	
HIGH	LOW	HIGH	LOW	HIGH	LOW
1.22997 (13/Jun)	1.21063 (13/Jun)	1.26157 (01/Jun)	1.21063 (13/Jun)	1.37477 (13/Jan)	1.21063 (13/Jun)

All price & chart based on Valbury MT4 Platform

USD/CHF

Interest Rate: 0.75%-1.00% (US)/ -0.75% (CH)



RESISTANCE	1.01294	
	1.00615	
	1.00162	
SUPPORT	0.99030	
	0.98351	
	0.97898	
SUGGESTION	BUY	0.9950
	SELL	---
	S/L	0.9905
	T/P:	1.0020 1.0050

DATE	OPEN	HIGH	LOW	RANGE	CLOSE	CHANGE	PREVIOUS
June 13	0.98844	0.99935	0.98803	113,2	0.99710	↑ 90,7	0.98803

WEEKLY		JUNE		2022	
HIGH	LOW	HIGH	LOW	HIGH	LOW
0.99935 (13/Jun)	0.98803 (13/Jun)	0.99935 (13/Jun)	0.95676 (02/Jun)	1.00634 (16/May)	0.90908 (13/Jan)

AUD/USD

Interest Rate: 0.85% (AU)/ 0.75%-1.00% (US)



RESISTANCE	0.71255	
	0.70794	
	0.70028	
SUPPORT	0.68801	
	0.68340	
	0.67574	
SUGGESTION	BUY	---
	SELL	0.6935
	S/L	0.6980
	T/P:	0.6880 0.6835

DATE	OPEN	HIGH	LOW	RANGE	CLOSE	CHANGE	PREVIOUS
Jun 13	0.70296	0.70333	0.69106	122,7	0.69262	↓ 125,9	0.70521

WEEKLY		JUNE		2022	
HIGH	LOW	HIGH	LOW	HIGH	LOW
0.70333 (13/Jun)	0.69106 (13/Jun)	0.72820 (03/Jun)	0.69106 (13/Jun)	0.76603 (05/Apr)	0.68280 (12/May)

All price & chart based on Valbury MT4 Platform

NZD/USD

Interest Rate: 2.00% (NZ)/ 0.75%-1.00% (US)



RESISTANCE	0.64280	
	0.63884	
	0.63245	
SUPPORT	0.62210	
	0.61814	
	0.61175	
SUGGESTION	BUY	---
	SELL	0.6270
	S/L	0.6310
	T/P:	0.6220 0.6180

DATE	OPEN	HIGH	LOW	RANGE	CLOSE	CHANGE	PREVIOUS
Jun 13	0.63477	0.63488	0.62453	103,5	0.62607	↓ 98,2	0.63589

WEEKLY		JUNE		2022	
HIGH	LOW	HIGH	LOW	HIGH	LOW
0.63488 (13/Jun)	0.62453 (13/Jun)	0.65753 (03/Jun)	0.62453 (13/Jun)	0.70331 (05/Apr)	0.62156 (12/May)

USD/CAD

Interest Rate: 0.75%-1.00% (US)/ 1.50% (CA)



RESISTANCE	1.30453	
	1.29713	
	1.29320	
SUPPORT	1.28205	
	1.27483	
	1.27090	
SUGGESTION	BUY	1.2880
	SELL	---
	S/L	1.2840
	T/P:	1.2930 1.2970

DATE	OPEN	HIGH	LOW	RANGE	CLOSE	CHANGE	PREVIOUS
Jun 13	1.27895	1.28991	1.27876	111,5	1.28927	↑ 120,6	1.27721

WEEKLY		JUNE		2022	
HIGH	LOW	HIGH	LOW	HIGH	LOW
1.28991 (13/Jun)	1.27876 (13/Jun)	1.28991 (13/Jun)	1.25165 (08/Jun)	1.30758 (12/May)	1.24016 (05/Apr)

All price & chart based on Valbury MT4 Platform

EURJPY

Interest Rate: 0.00% (EU)/-0.10% (JP)



RESISTANCE	143.696	
	142.731	
	141.311	
SUPPORT	138.926	
	137.961	
	136.541	
SUGGESTION	BUY	---
	SELL	140.05
	S/L	141.00
	T/P:	138.90 137.95

DATE	OPEN	HIGH	LOW	RANGE	CLOSE	CHANGE	PREVIOUS
Jun 13	141.508	141.766	139.381	238,5	139.892	↓ 148,2	141.374

WEEKLY		JUNE		2022	
HIGH	LOW	HIGH	LOW	HIGH	LOW
141.766 (13/Jun)	139.381 (13/Jun)	144.244 (08/Jun)	138.086 (01/Jun)	144.244 (08/Jun)	124.384 (07/Mar)

GOLD (XAU/USD)



RESISTANCE	1916.53	
	1896.90	
	1858.01	
SUPPORT	1799.49	
	1779.86	
	1740.97	
SUGGESTION	BUY	---
	SELL	1822.00
	S/L	1842.00
	T/P:	1799.00 1779.00

DATE	OPEN	HIGH	LOW	RANGE	CLOSE	CHANGE	PREVIOUS
Jun 13	1875.50	1877.27	1818.75	58.52	1819.12	↓ 53.07	1872.19

WEEKLY		JUNE		2022	
HIGH	LOW	HIGH	LOW	HIGH	LOW
1877.27 (13/Jun)	1818.75 (13/Jun)	1877.27 (13/Jun)	1818.75 (13/Jun)	2070.27 (08/Mar)	1780.17 (28/Jan)

All price & chart based on Valbury MT4 Platform

SILVER – XAG/USD



RESISTANCE	22.635	
	22.270	
	21.667	
SUPPORT	20.699	
	20.334	
	19.731	
SUGGESTION	BUY	---
	SELL	21.15
	S/L	21.50
	T/P:	20.70 20.35

DATE	OPEN	HIGH	LOW	RANGE	CLOSE	CHANGE	PREVIOUS
Jun 13	21.902	21.906	20.938	0.968	21.064	↓ 0.795	21.859

WEEKLY		JUNE		2022	
HIGH	LOW	HIGH	LOW	HIGH	LOW
21.906 (13/Jun)	20.938 (13/Jun)	22.491 (06/Jun)	20.938 (13/Jun)	26.927 (08/Mar)	20.433 (13/May)

OIL WTI – CL-JUL/USD (Exp. 17 June 2022)



DATE	OPEN	HIGH	LOW	RANGE	CLOSE	CHANGE	PREVIOUS
Jun 13	120.20	122.25	117.49	4.76	121.02	↑ 0.45	120.57

WEEKLY		JUNE		2022	
HIGH	LOW	HIGH	LOW	HIGH	LOW
122.25 (13/Jun)	117.49 (13/Jun)	123.17 (08/Jun)	111.22 (02/Jun)	130.57 (07/Mar)	74.27 (03/Jan)

All price & chart based on Valbury MT4 Platform



Disclaimer

All contents of this report have been prepared by the Research Dept. of Valbury Asia Futures and are provided solely for informational purpose. We have taken reasonable measures to ensure the accuracy of the report, however, do not guarantee its accuracy and will not accept liability for any consequential loss or damage which may arise directly or indirectly from any use of the report.

Published by RESEARCH DEPARTMENT – PT VALBURY ASIA FUTURES
Menara Karya 9th Floor, Jl. HR Rasuna Said Blok X-5 Kav. 1-2 Jakarta 12950 Indonesia
Phone : +6221-25533777, Email: research@valbury.com

valbury 
PT. Valbury Asia Futures