








## Daily Outlook

GLOBAL MARKETS & ECONOMIES | WEEKLY ECONOMIC INDICATORS | CURRENCIES | PRECIOUS METAL | O I L |

Counter	News	Trend	Support	Resistance
 <b>EURUSD</b>	<b>EURUSD</b> – Harga turun setelah USD naik ke level tertinggi selama hampir empat minggu terhadap sejumlah mata uang pada hari Jumat, setelah data menunjukkan harga konsumen AS meningkat pada Mei, memperkuat ekspektasi bahwa Federal Reserve mungkin harus melanjutkan kenaikan suku bunga hingga September untuk memerangi inflasi. <i>Resistance di 1.0606, support di 1.0569</i>	↓	<b>1.0569</b>	<b>1.0606</b>
 <b>USDJPY</b>	<b>USDJPY</b> – Harga melemah karena USD naik ke level tertinggi dalam hampir empat minggu setelah data menunjukkan harga konsumen AS meningkat pada bulan Mei, memperkuat ekspektasi kemungkinan Federal Reserve harus melanjutkan kenaikan suku bunga hingga bulan September untuk mengatasi inflasi. Fokus minggu ini pada pertemuan FOMC untuk keputusan suku bunga AS dan pertemuan kebijakan moneter oleh Bank of Japan (BoJ). <i>Resistance di 134.77, Support di 133.66</i>	↑	<b>133.66</b>	<b>134.77</b>
 <b>USDCHF</b>	<b>USDCHF</b> – Harga naik setelah USD naik ke level tertinggi selama hampir empat minggu terhadap sejumlah mata uang pada hari Jumat, setelah data menunjukkan harga konsumen AS meningkat pada Mei, memperkuat ekspektasi bahwa Federal Reserve mungkin harus melanjutkan kenaikan suku bunga hingga September untuk memerangi inflasi. <i>Resistance utama 0.9930, support 0.9797</i>	↑	<b>0.9797</b>	<b>0.9930</b>
 <b>GBPUSD</b>	<b>GBPUSD</b> – Harga turun setelah USD naik ke level tertinggi selama hampir empat minggu terhadap sejumlah mata uang pada hari Jumat, setelah data menunjukkan harga konsumen AS meningkat pada Mei, memperkuat ekspektasi bahwa Federal Reserve mungkin harus melanjutkan kenaikan suku bunga hingga September untuk memerangi inflasi dan Pound ditutup melemah dalam minggu kedua berturut-turut karena prospek ekonomi Inggris yang suram membuat investor gelisah. <i>Resistance utama 1.2452, support 1.2235</i>	↓	<b>1.2235</b>	<b>1.2452</b>
 <b>AUDUSD</b>	<b>AUDUSD</b> – Harga turun karena penurunan selera risiko dan USD naik ke level tertinggi dalam hampir empat minggu setelah data menunjukkan harga konsumen AS meningkat pada bulan Mei, memperkuat ekspektasi kemungkinan Federal Reserve harus melanjutkan kenaikan suku bunga hingga bulan September untuk mengatasi inflasi. Fokus minggu ini pada pertemuan FOMC untuk keputusan suku bunga AS dan rilis data ketenagakerjaan Australia. <i>Resistance di 0.7113, Support di 0.7013</i>	↓	<b>0.7013</b>	<b>0.7113</b>
 <b>XAUUSD</b>	<b>XAUUSD</b> – Harga emas naik karena sekarang fokus beralih ke risiko ekonomi setelah meningkatnya data inflasi AS pada bulan Mei mendukung kenaikan suku bunga AS yang agresif oleh Federal Reserve. <i>Resistance di 1890.34, Support di 1839.48</i>	↑	<b>1839.48</b>	<b>1890.34</b>
 <b>CLc1 (WTI)</b>	<b>Oil</b> – Harga minyak turun setelah harga konsumen AS pada bulan Mei naik lebih dari yang diperkirakan meningkatkan kekhawatiran kenaikan harga akan mendorong konsumen untuk mengurangi permintaan dan China memberlakukan tindakan penguncian baru COVID-19. <i>Resistance di 122.77, Support di 118.35</i>	↓	<b>118.35</b>	<b>122.77</b>

### ECONOMIC INDICATORS

DATE	WIB	CT Y	INDICATORS	PER	ACTUAL	FORECAST	PREV.	REV.	
Mon/06-Jun-22	All	KR	<b>Bank Holiday (Memorial Day)</b>						
	All	NZ	<b>Bank Holiday (Queen's Birthday)</b>						
	07:30	HK	S&P Global Hong Kong PMI	May	54.9	--	51.7	--	
	08:00	AU	Melbourne Institute Inflation MoM	May	1.1%	--	-0.1%	--	
	08:00	AU	Melbourne Institute Inflation YoY	May		--	3.4%	--	
	08:45	CN	Caixin China PMI Composite	May	42.2	--	37.2	--	
	08:45	CN	Caixin China PMI Services	May	41.4	46.2	36.2	--	
	All	CH	<b>Bank Holiday (Pentecost)</b>						
Tue/07-Jun-22	06:30	JP	Labor Cash Earnings YoY	Apr	1.7%	1.5%	1.2%	2%	
	06:30	JP	Real Cash Earnings YoY	Apr		-1.6%	-0.2%	0.6%	
	08:00	NZ	ANZ Commodity Price MoM	May	-2.8%	--	-1.9%	--	
	11:30	AU	RBA Cash Rate Target	Jun-07	0.85%	0.75%	0.35%	--	
	12:00	JP	Leading Index CI	Apr P	102.9	102.5	100.8	--	
	12:00	JP	Coincident Index	Apr P	96.8	97.4	97.5	96.8	
	13:00	DE	Factory Orders MoM	Apr	-2.7%	0.3%	-4.7%	--	
	13:00	DE	Factory Orders WDA YoY	Apr		-4.7%	-3.1%	--	
	14:30	DE	S&P Global Germany Construction PMI	May	45.4	--	46	--	
	15:30	EZ	Sentix Investor Confidence	Jun	-15.8	-20	-22.6	--	
	15:30	GB	S&P Global/CIPS UK Services PMI	May F	53.4	51.8	51.8	58.9	
	15:30	GB	S&P Global/CIPS UK Composite PMI	May F	53.1	51.8	51.8	58.2	
	19:30	US	Trade Balance	Apr	-\$87.1b	-\$89.5b	-\$109.8b	-\$107.7b	
	21:00	CA	Ivey Purchasing Managers Index SA	May	72	--	66.3	--	
	Wed/08-Jun-22	02:00	US	Consumer Credit	Apr	\$38.07b	\$35b	\$52.435b	\$47.34b
		06:00	KR	GDP SA QoQ	1Q P	0.6%	0.7%	0.7%	1.2%
06:00		KR	GDP YoY	1Q P	3%	3.1%	3.1%	4.2%	
06:50		JP	GDP SA QoQ	1Q F	-0.1%	-0.3%	-0.2%	1%	
06:50		JP	GDP Annualized SA QoQ	1Q F	-0.5%	-1%	-1%	4%	
06:50		JP	GDP Nominal SA QoQ	1Q F	-0.4%	-0.4%	0.1%	--	
06:50		JP	GDP Deflator YoY	1Q F	-0.5%	-0.4%	-0.4%	-1.3%	
06:50		JP	GDP Private Consumption QoQ	1Q F	0.1%	0.0%	0.0%	2.5%	
06:50		JP	GDP Business Spending QoQ	1Q F	-0.7%	0.3%	0.5%	0.4%	
06:50		JP	Net Exports Contribution % GDP	1Q F		-0.4%	-0.4%	--	
06:50		JP	Inventory Contribution % GDP	1Q F		0.2%	0.2%	--	
06:50		JP	BoP Current Account Balance	Apr	¥501.1b	¥511b	¥2549.3b	--	
06:50		JP	BoP Current Account Adjusted	Apr	¥510b	¥393.8b	¥1555.9b	--	
06:50		JP	Trade Balance BoP Basis	Apr		-¥735.0b	-¥166.1b	--	
12:00		JP	Eco Watchers Survey Current SA	May	54	52	50.4	--	
12:00		JP	Eco Watchers Survey Outlook SA	May	52.5	51.8	50.3	--	
12:45		CH	Unemployment Rate	May	2.1%	2.1%	2.3%	--	
12:45		CH	Unemployment Rate SA	May	2.2%	2.2%	2.2%	--	
13:00		DE	Industrial Production SA MoM	Apr	0.7%	1%	-3.9%	-3.7%	
13:00		DE	Industrial Production WDA YoY	Apr		-3.4%	-3.5%	--	
15:30		GB	S&P Global/CIPS UK Construction PMI	May	56.4	56.6	58.2	--	
16:00		EZ	OECD Publishes Economic Outlook						
16:00		EZ	Gross Fix Cap QoQ	1Q		--	3.5%	3.4%	
16:00		EZ	Employment QoQ	1Q F	0.6%	0.5%	0.5%	0.4%	
16:00		EZ	Employment YoY	1Q F	2.9%	2.6%	2.6%	2.1%	
16:00		EZ	GDP SA QoQ	1Q F	0.6%	0.3%	0.3%	0.2%	
16:00		EZ	GDP SA YoY	1Q F	5.4%	5.1%	5.1%	4.7%	
21:00		US	Wholesale Trade Sales MoM	Apr	0.7%	--	1.7%	1.8%	
21:00		US	Wholesale Inventories MoM	Apr F	2.2%	2.1%	2.1%	2.7%	
21:30	US	DOE U.S. Crude Oil Inventories	Jun-03	2025k	-1917k	-5068k	--		
21:30	US	DOE Cushing OK Crude Inventory	Jun-03	-1593k	--	256k	--		
21:30	US	DOE U.S. Gasoline Inventories	Jun-03	-812k	1075k	-711k	--		
21:30	US	DOE U.S. Distillate Inventory	Jun-03	2592k	1060k	-530k	--		
21:30	US	DOE U.S. Refinery Utilization	Jun-03	1.6%	0.5%	-0.6%	--		
Thu/09-Jun-22	06:01	GB	RICS House Price Balance	May	73%	76%	80%	--	
	10:00	CN	Trade Balance	May	\$78.76b	\$58.00b	\$51.12b	--	
	10:00	CN	Exports YoY	May	16.9%	8%	3.9%	--	
	10:00	CN	Imports YoY	May	4.1%	2%	0.0%	0.01%	
	10:00	CN	Exports YoY CNY	May		--	1.9%	--	
	10:00	CN	Imports YoY CNY	May		--	-2%	--	
	10:00	CN	Trade Balance CNY	May		--	325.08b	--	
	13:00	JP	Machine Tool Orders YoY	May P	23.7%	--	25%	--	
	18:45	EZ	ECB Main Refinancing Rate	Jun-09	0.00%	0.00%	0.00%	--	

	18:45	EZ	ECB Marginal Lending Facility	Jun-09	0.25%	0.25%	0.25%	--
	18:45	EZ	ECB Deposit Facility Rate	Jun-09	-0.50%	-0.50%	-0.50%	--
	19:30	EZ	ECB President Christine Lagarde Holds Press Conference					
	19:30	US	Initial Jobless Claims	Jun-04	229k	210k	200k	202k
	19:30	US	Continuing Claims	May-28	1306k	1305k	1309k	1306k
	21:00	CA	Bank of Canada Releases Financial System Review					
	22:00	CA	Bank of Canada's Macklem Speaks to Reporters After FSB					
	23:00	US	Household Change in Net Worth	1Q		--	\$5297b	--
<b>Fri/10-Jun-22</b>	05:45	NZ	Mfg Activity SA QoQ	1Q		--	12%	--
	05:45	NZ	Mfg Activity Volume QoQ	1Q	-3.5%	--	8.2%	--
	06:00	KR	BoP Current Account Balance	Apr	-\$800m	--	\$6729.4 m	\$7060m
	06:00	KR	BoP Goods Balance	Apr		--	\$5309.5 m	--
	06:50	JP	PPI YoY	May	9.1%	9.8%	10%	9.8%
	06:50	JP	PPI MoM	May	0.0%	0.5%	1.2%	1.3%
	08:30	CN	PPI YoY	May	6.4%	6.4%	8%	--
	08:30	CN	CPI YoY	May	2.1%	2.2%	2.1%	--
	15:00	EZ	ECB's Holzmann Presents Austrian Economic Forecasts in Vienna					
	15:30	GB	BoE/Ipsos Inflation Next 12 Mths	Jun	4.6%	--	4.3%	--
	15:30	GB	BOE inflation attitudes survey					
	19:30	CA	Net Change in Employment	May	39.8k	30k	15.3k	--
	19:30	CA	Full Time Employment Change	May	135.4k	--	-31.6k	--
	19:30	CA	Part Time Employment Change	May	-95.8k	--	47.1k	--
	19:30	CA	Unemployment Rate	May	5.1%	5.2%	5.2%	--
	19:30	CA	Hourly Wage Rate Permanent Employees YoY	May	4.5%	--	3.4%	--
	19:30	CA	Participation Rate	May	65.3%	--	65.3%	--
	19:30	CA	Capacity Utilization Rate	1Q	82%	--	82.9%	--
	19:30	US	CPI MoM	May	1%	0.7%	0.3%	--
	19:30	US	CPI Ex Food and Energy MoM	May	0.6%	0.5%	0.6%	--
	19:30	US	CPI YoY	May	8.6%	8.3%	8.3%	--
	19:30	US	CPI Ex Food and Energy YoY	May	6%	5.9%	6.2%	--
	19:30	US	CPI Index NSA	May	292.30	291.666	289.11	--
	19:30	US	CPI Core Index SA	May	291.47	--	290.455	288.66
	19:30	US	Real Avg Hourly Earning YoY	May		--	-2.6%	--
	19:30	US	Real Avg Weekly Earnings YoY	May		--	-3.4%	--
	21:00	US	U. of Mich. Sentiment	Jun P	50.2	58	58.4	--
	21:00	US	U. of Mich. Current Conditions	Jun P	55.4	62.5	63.3	--
	21:00	US	U. of Mich. Expectations	Jun P	46.8	54.5	55.2	--
	21:00	US	U. of Mich. 1 Yr Inflation	Jun P	5.4%	--	5.3%	--
	21:00	US	U. of Mich. 5-10 Yr Inflation	Jun P	3.3%	--	3%	--
	21:00	DE	Current Account Balance	Apr	€7.4b	--	€18.8b	--
<b>Sat/11-Jun-22</b>	00:00	US	Baker Hughes U.S. Rig Count	Jun-10	580	--	574	--
	01:00	US	Monthly Budget Statement	May	\$-66b	-\$120b	\$308.2b	--

DATE	WIB	CT Y	INDICATORS	PER	ACTUAL	FORECAST	PREV.	REV.
<b>Mon/13-Jun-22</b>	All	AU	<b>Bank Holiday (Queen's Birthday)</b>					
	06:50	JP	BSI Large All Industry QoQ	2Q		--	-7.5	--
	06:50	JP	BSI Large Manufacturing QoQ	2Q		--	-7.6	--
	13:00	GB	Monthly GDP (3M/3M)	Apr		--	0.8%	--
	13:00	GB	Monthly GDP (MoM)	Apr		--	-0.1%	--
	13:00	GB	Construction Output MoM	Apr		--	1.7%	--
	13:00	GB	Construction Output YoY	Apr		--	4.7%	--
	13:00	GB	Industrial Production MoM	Apr		--	-0.2%	--
	13:00	GB	Industrial Production YoY	Apr		--	0.7%	--
	13:00	GB	Manufacturing Production MoM	Apr		--	-0.2%	--
	13:00	GB	Manufacturing Production YoY	Apr		--	1.9%	--
	13:00	GB	Index of Services MoM	Apr		--	-0.2%	--
	13:00	GB	Index of Services 3M/3M	Apr		--	0.4%	--
	13:00	GB	Visible Trade Balance GBP/Mn	Apr		--	£23897m	--
	13:00	GB	Trade Balance Non EU GBP/Mn	Apr		--	£13804m	--
	13:00	GB	Trade Balance GBP/Mn	Apr		--	£11552m	--

	15:00	EZ	ECB's Holzmann Speaks at IMF Austria IV-Consultation in Vienna					
	15:00	EZ	ECB's Simkus Speaks					
	18:00	EZ	ECB's Guindos Speaks					
<b>Tue/14-Jun-22</b>	N/A	KR	BOK Minutes of May Policy Meeting					
	01:00	US	Fed's Brainard Discusses Community Reinvestment Act					
	08:30	AU	NAB Business Conditions	May	--	20	--	
	08:30	AU	NAB Business Confidence	May	--	10	--	
	11:30	JP	Capacity Utilization MoM	Apr	--	-1.6%	--	
	11:30	JP	Industrial Production MoM	Apr F	--	-1.3%	--	
	11:30	JP	Industrial Production YoY	Apr F	--	-4.8%	--	
	13:00	DE	CPI MoM	May F	0.9%	0.9%	--	
	13:00	DE	CPI YoY	May F	7.9%	7.9%	--	
	13:00	DE	CPI EU Harmonized MoM	May F	1.1%	1.1%	--	
	13:00	DE	CPI EU Harmonized YoY	May F	8.7%	8.7%	--	
	13:00	GB	Payrolled Employees Monthly Change	May	--	121k	--	
	13:00	GB	Claimant Count Rate	May	--	4.1%	--	
	13:00	GB	Jobless Claims Change	May	--	-56.9k	--	
	13:00	GB	Average Weekly Earnings 3M/YoY	Apr	--	7%	--	
	13:00	GB	Weekly Earnings ex Bonus 3M/YoY	Apr	--	4.2%	--	
	13:00	GB	ILO Unemployment Rate 3Mths	Apr	3.7%	3.7%	--	
	13:00	GB	Employment Change 3M/3M	Apr	--	83k	--	
	15:30	HK	Industrial Production YoY	1Q	--	5.8%	--	
	15:30	HK	PPI YoY	1Q	--	1.2%	--	
	16:00	EZ	ZEW Survey Expectations	Jun	--	-29.5	--	
	16:00	DE	ZEW Survey Expectations	Jun	-30	-34.3	--	
	16:00	DE	ZEW Survey Current Situation	Jun	--	-36.5	--	
	17:00	US	NFIB Small Business Optimism	May	93	93.2	--	
	19:30	CA	Manufacturing Sales MoM	Apr	--	2.5%	--	
	19:30	US	PPI Final Demand MoM	May	0.8%	0.5%	--	
	19:30	US	PPI Ex Food and Energy MoM	May	0.6%	0.4%	--	
	19:30	US	PPI Ex Food, Energy, Trade MoM	May	0.5%	0.6%	--	
	19:30	US	PPI Final Demand YoY	May	10.8%	11%	--	
	19:30	US	PPI Ex Food and Energy YoY	May	8.6%	8.8%	--	
	19:30	US	PPI Ex Food, Energy, Trade YoY	May	--	6.9%	--	
<b>Wed/15-Jun-22</b>	00:00	EZ	ECB's Schnabel Speaks					
	05:45	NZ	BoP Current Account Balance NZD	1Q	-5.963b	-7.261b	--	
	05:45	NZ	Current Account GDP Ratio YTD	1Q	-6.5%	-5.8%	--	
	06:00	KR	Unemployment rate SA	May	2.7%	2.7%	--	
	06:50	JP	Core Machine Orders MoM	Apr	-1.3%	7.1%	--	
	06:50	JP	Core Machine Orders YoY	Apr	5.2%	7.6%	--	
	07:30	AU	Westpac Consumer Conf Index	Jun	--	90.4	--	
	07:30	AU	Westpac Consumer Conf SA MoM	Jun	--	-5.6%	--	
	09:00	CN	Industrial Production YoY	May	-1%	-2.9%	--	
	09:00	CN	Industrial Production YTD YoY	May	3.1%	4%	--	
	09:00	CN	Retail Sales YoY	May	-7.1%	-11.1%	--	
	09:00	CN	Retail Sales YTD YoY	May	-1.7%	-0.2%	--	
	09:00	CN	Surveyed Jobless Rate	May	6.1%	6.1%	--	
	11:30	JP	Tertiary Industry Index MoM	Apr	0.8%	1.3%	--	
	13:30	CH	Producer & Import Prices MoM	May	--	1.3%	--	
	13:30	CH	Producer & Import Prices YoY	May	--	6.0%	--	
	14:00	CH	SECO June 2022 Economic Forecasts					
	16:00	EZ	Industrial Production SA MoM	Apr	0.7%	-1.8%	--	
	16:00	EZ	Industrial Production WDA YoY	Apr	-0.9%	-0.8%	--	
	16:00	EZ	Trade Balance SA	Apr	--	-17.6b	--	
	16:00	EZ	Trade Balance NSA	Apr	--	-16.4b	--	
	16:15	EZ	ECB's Nagel speaks at Young Factor web event					
	19:15	CA	Housing Starts	May	--	267.3k	--	
	19:30	EZ	ECB's De Cos speaks at Young Factor web event					
	19:30	US	Empire Manufacturing	Jun	3	-11.6	--	
	19:30	US	Retail Sales Advance MoM	May	0.2%	0.9%	--	
	19:30	US	Retail Sales Ex Auto MoM	May	0.8%	0.6%	--	
	19:30	US	Retail Sales Ex Auto and Gas	May	0.5%	1%	--	
	19:30	US	Retail Sales Control Group	May	0.5%	1%	--	
	19:30	US	Import Price Index MoM	May	1.2%	0.0%	--	
	19:30	US	Import Price Index ex Petroleum MoM	May	0.7%	0.4%	--	
	19:30	US	Import Price Index YoY	May	--	12%	--	
	19:30	US	Export Price Index MoM	May	1.4%	0.6%	--	

	19:30	US	Export Price Index YoY	May		--	18%	--
	20:00	CA	Existing Home Sales MoM	May		--	-12.6%	--
	20:00	EZ	ECB's Panetta Speaks					
	20:15	EZ	ECB's Knot speaks at Young Factor web event					
	21:00	US	Business Inventories	Apr		1.2%	2%	--
	21:00	US	NAHB Housing Market Index	Jun		68	69	--
	21:15	EZ	ECB's Centeno speaks at Young Factor web event					
	21:30	US	DOE U.S. Crude Oil Inventories	Jun-10		--	2025k	--
	21:30	US	DOE Cushing OK Crude Inventory	Jun-10		--	-1593k	--
	21:30	US	DOE U.S. Gasoline Inventories	Jun-10		--	-812k	--
	21:30	US	DOE U.S. Distillate Inventory	Jun-10		--	2592k	--
	21:30	US	DOE U.S. Refinery Utilization	Jun-10		--	1.6%	--
	23:00	EZ	ECB's Lagarde Speaks					
<b>Thu/16-Jun-22</b>	01:00	US	FOMC Rate Decision (Lower Bound)	Jun-15		1.25%	0.75%	--
	01:00	US	FOMC Rate Decision (Upper Bound)	Jun-15		1.50%	1.00%	--
	01:00	US	Interest on Reserve Balances Rate	Jun-16		--	0.90%	--
	01:30	US	Fed Chair Holds Press Conference Following FOMC Meeting					
	03:00	US	Net Long-term TIC Flows	Apr		--	\$23.1b	--
	03:00	US	Total Net TIC Flows	Apr		--	\$149.2b	--
	04:00	KR	Export Price Index MoM	May		--	1%	--
	04:00	KR	Export Price Index YoY	May		--	21.4%	--
	04:00	KR	Import Price Index MoM	May		--	-0.9%	--
	04:00	KR	Import Price Index YoY	May		--	35%	--
	05:45	NZ	GDP SA QoQ	1Q		0.5%	3%	--
	05:45	NZ	GDP YoY	1Q		2.3%	3.1%	--
	06:50	JP	Imports YoY	May		43.7%	28.2%	28.3%
	06:50	JP	Trade Balance	May		-¥2063.8b	-¥839.2b	-¥842.8b
	06:50	JP	Trade Balance Adjusted	May		-¥1704.5b	¥1618.9b	--
	06:50	JP	Exports YoY	May		16.3%	12.5%	--
	08:00	AU	Consumer Inflation Expectation	Jun		--	5%	--
	08:30	AU	Part Time Employment Change	May		--	-88.4k	--
	08:30	AU	Full Time Employment Change	May		--	92.4k	--
	08:30	AU	Employment Change	May		25.0k	4.0k	--
	08:30	AU	Participation Rate	May		66.4%	66.3%	--
	08:30	AU	Unemployment Rate	May		3.8%	3.9%	--
	14:00	EZ	ECB's Visco speaks at Young Factor web event					
	14:30	CH	SNB Policy Rate	Jun-16		-0.75%	-0.75%	--
	14:30	CH	SNB Sight Deposit Interest Rate	Jun-16		-0.75%	-0.75%	--
	14:45	EZ	ECB's Villeroy speaks at Young Factor web event					
	14:50	EZ	ECB's Panetta Speaks					
	15:00	EZ	ECB's Vastle Speaks Slovenian Banking Conference					
	15:30	EZ	ECB's Guindos speaks at Young Factor web event					
	16:30	EZ	ECB's Knot speaks at Young Factor web event					
	16:30	EZ	ECB's Centeno speaks at Young Factor web event					
	16:30	EZ	ECB's De Cos speaks at Young Factor web event					
	18:00	GB	Bank of England Bank Rate	Jun-16		1.25%	1.00%	--
	19:30	CA	Wholesale Trade Sales MoM	Apr		--	0.30%	--
	19:30	US	Building Permits	May		1790k	1819k	1823k
	19:30	US	Building Permits MoM	May		-1.8%	-3.2%	-3%
	19:30	US	Housing Starts	May		1714k	1724k	--
	19:30	US	Housing Starts MoM	May		-0.6%	-0.2%	--
	19:30	US	Philadelphia Fed Business Outlook	Jun		5	2.6	--
	19:30	US	Initial Jobless Claims	Jun-11		--	229k	--
	19:30	US	Continuing Claims	Jun-04		--	1306k	--
<b>Fri/17-Jun-22</b>	N/A	JP	BOJ Policy Balance Rate	Jun-17		--	-0.10%	--
	N/A	JP	BOJ 10-Yr Yield Target	Jun-17		--	0.00%	--
	05:30	NZ	BusinessNZ Manufacturing PMI	May		--	51.2	--
	13:00	GB	Retail Sales Inc Auto Fuel MoM	May		--	1.4%	--
	13:00	GB	Retail Sales Inc Auto Fuel YoY	May		--	-4.9%	--
	13:00	GB	Retail Sales Ex Auto Fuel MoM	May		--	1.4%	--
	13:00	GB	Retail Sales Ex Auto Fuel YoY	May		--	-6.1%	--
	15:30	HK	Unemployment Rate SA	May		--	5.4%	--
	16:00	EZ	Construction Output MoM	Apr		--	0.0%	--

	16:00	EZ	Construction Output YoY	Apr		--	3.3%	--
	16:00	EZ	CPI YoY	May F		8.1%	7.4%	7.4%
	16:00	EZ	CPI MoM	May F		0.8%	0.8%	--
	16:00	EZ	CPI Core YoY	May F		3.8%	3.8%	--
	19:30	CA	Industrial Product Price MoM	May		--	0.8%	--
	19:30	CA	Raw Materials Price Index MoM	May		--	-2%	--
	19:45	US	Powell Makes Welcoming Remarks at Dollar Conference					
	20:15	US	Industrial Production MoM	May		0.5%	1.1%	--
	20:15	US	Capacity Utilization	May		79.3%	79%	--
	20:15	US	Manufacturing (SIC) Production	May		0.4%	0.8%	--
	21:00	US	Leading Index	May		-0.4%	-0.3%	--
<b>Sat/18-Jun-22</b>	00:00	US	Baker Hughes U.S. Rig Count	Jun-17		--	--	--



### EUR/USD

Interest Rate: 0.00% (EU)/0.75%-1.00% (US)



RESISTANCE	1.07426	
	1.06921	
	1.06061	
SUPPORT	1.05696	
	1.04191	
	1.03331	
SUGGESTION	BUY	---
	SELL	1.0545
	S/L	1.0600
	T/P:	1.0555 1.0415

DATE	OPEN	HIGH	LOW	RANGE	CLOSE	CHANGE	PREVIOUS
June 10	1.06172	1.06415	1.05050	136,5	1.05202	↓ 97,3	1.06175

WEEKLY		JUNE		2022	
HIGH	LOW	HIGH	LOW	HIGH	LOW
1.07731 (09/Jun)	1.05050 (10/Jun)	1.07731 (09/Jun)	1.05050 (10/Jun)	1.14941 (10/Feb)	1.03487 (13/May)

All price & chart based on Valbury MT4 Platform

### USDJPY

Interest Rate: 0.75%-1.00% (US)/-0.10% (JP)



RESISTANCE	135.883	
	135.175	
	134.774	
SUPPORT	133.665	
	132.957	
	132.556	
SUGGESTION	BUY	134.30
	SELL	---
	S/L	133.90
	T/P:	134.75 135.15

DATE	OPEN	HIGH	LOW	RANGE	CLOSE	CHANGE	PREVIOUS
Jun 10	134.397	134.467	133.358	110,9	134.373	↓ 1,5	134.388

WEEKLY		JUNE		2022	
HIGH	LOW	HIGH	LOW	HIGH	LOW
134.548 (09/Jun)	130.422 (06/Jun)	134.548 (09/Jun)	128.638 (01/Jun)	134.548 (09/Jun)	113.463 (24/Jan)

### GBP/USD

Interest Rate: 1.00% (GB)/ 0.75%-1.00% (US)



RESISTANCE	1.26689	
	1.25928	
	1.24522	
SUPPORT	1.22355	
	1.21594	
	1.20188	
SUGGESTION	BUY	---
	SELL	1.2340
	S/L	1.2400
	T/P:	1.2240 1.2190

DATE	OPEN	HIGH	LOW	RANGE	CLOSE	CHANGE	PREVIOUS
June 10	1.24953	1.25168	1.23001	216,7	1.23115	↓ 183,1	1.24946

WEEKLY		JUNE		2022	
HIGH	LOW	HIGH	LOW	HIGH	LOW
1.25986 (07/Jun)	1.23001 (10/Jun)	1.26157 (01/Jun)	1.23001 (10/Jun)	1.37477 (13/Jan)	1.21543 (13/May)

All price & chart based on Valbury MT4 Platform

### USD/CHF

Interest Rate: 0.75%-1.00% (US)/ -0.75% (CH)



RESISTANCE	1.00622	
	0.99796	
	0.99300	
SUPPORT	0.97978	
	0.97152	
	0.96656	
SUGGESTION	BUY	0.9855
	SELL	---
	S/L	0.9800
	T/P:	0.9940 0.9985

DATE	OPEN	HIGH	LOW	RANGE	CLOSE	CHANGE	PREVIOUS
June 10	0.98030	0.98971	0.97649	132,2	0.98803	↑ 79,3	0.98010

WEEKLY		JUNE		2022	
HIGH	LOW	HIGH	LOW	HIGH	LOW
0.98971 (10/Jun)	0.96044 (06/Jun)	0.98971 (10/Jun)	0.95676 (02/Jun)	1.00634 (16/May)	0.90908 (13/Jan)



### AUD/USD

Interest Rate: 0.85% (AU)/ 0.75%-1.00% (US)



DATE	OPEN	HIGH	LOW	RANGE	CLOSE	CHANGE	PREVIOUS
Jun 10	0.70961	0.71370	0.70365	100,5	0.70521	↓ 45,1	0.70972

WEEKLY		JUNE		2022	
HIGH	LOW	HIGH	LOW	HIGH	LOW
0.72458 (07/Jun)	0.70365 (10/Jun)	0.72820 (03/Jun)	0.70365 (10/Jun)	0.76603 (05/Apr)	0.68280 (12/May)

All price & chart based on Valbury MT4 Platform

### NZD/USD

Interest Rate: 2.00% (NZ)/ 0.75%-1.00% (US)



DATE	OPEN	HIGH	LOW	RANGE	CLOSE	CHANGE	PREVIOUS
Jun 10	0.63844	0.64340	0.63496	84,4	0.63589	↓ 25,3	0.63842

WEEKLY		JUNE		2022	
HIGH	LOW	HIGH	LOW	HIGH	LOW
0.65357 (06/Jun)	0.63496 (10/Jun)	0.65753 (03/Jun)	0.63496 (10/Jun)	0.70331 (05/Apr)	0.62156 (12/May)

### USD/CAD

Interest Rate: 0.75%-1.00% (US)/ 1.50% (CA)



RESISTANCE	1.29604	
	1.28859	
	1.28290	
SUPPORT	1.26976	
	1.26231	
	1.25662	
SUGGESTION	BUY	1.2760
	SELL	---
	S/L	1.2705
	T/P:	1.2830 1.2885

DATE	OPEN	HIGH	LOW	RANGE	CLOSE	CHANGE	PREVIOUS
Jun 10	1.26982	1.28114	1.26800	131,4	1.27721	↑ 74,3	1.26978

WEEKLY		JUNE		2022	
HIGH	LOW	HIGH	LOW	HIGH	LOW
1.28114 (10/Jun)	1.25165 (08/Jun)	1.28114 (10/Jun)	1.25165 (08/Jun)	1.30758 (12/May)	1.24016 (05/Apr)

All price & chart based on Valbury MT4 Platform

### EURJPY

Interest Rate: 0.00% (EU)/-0.10% (JP)



RESISTANCE	144.497	
	143.640	
	142.507	
SUPPORT	140.517	
	139.660	
	138.527	
SUGGESTION	BUY	---
	SELL	141.50
	S/L	142.30
	T/P:	140.50 139.70

DATE	OPEN	HIGH	LOW	RANGE	CLOSE	CHANGE	PREVIOUS
Jun 10	142.688	142.783	140.793	199,0	141.374	↓ 130,3	142.677

WEEKLY		JUNE		2022	
HIGH	LOW	HIGH	LOW	HIGH	LOW
144.244 (08/Jun)	139.832 (06/Jun)	144.244 (08/Jun)	138.086 (01/Jun)	144.244 (08/Jun)	124.384 (07/Mar)

### GOLD (XAU/USD)



RESISTANCE	1941.20	
	1908.49	
	1890.34	
SUPPORT	1839.48	
	1806.77	
	1788.62	
SUGGESTION	BUY	1869.00
	SELL	---
	S/L	1851.00
	T/P:	1890.00 1908.00

DATE	OPEN	HIGH	LOW	RANGE	CLOSE	CHANGE	PREVIOUS
Jun 10	1847.79	1875.78	1824.92	50.86	1872.19	↑ 24.35	1847.84

WEEKLY		JUNE		2022	
HIGH	LOW	HIGH	LOW	HIGH	LOW
1875.78 (10/Jun)	1824.92 (10/Jun)	1875.78 (10/Jun)	1824.92 (10/Jun)	2070.27 (08/Mar)	1780.17 (28/Jan)

All price & chart based on Valbury MT4 Platform

### SILVER – XAG/USD



RESISTANCE	22.848	
	22.409	
	22.134	
SUPPORT	21.420	
	20.981	
	20.706	
SUGGESTION	BUY	21.75
	SELL	---
	S/L	21.45
	T/P:	22.10 22.40

DATE	OPEN	HIGH	LOW	RANGE	CLOSE	CHANGE	PREVIOUS
Jun 10	21.689	21.971	21.257	0.714	21.859	↑ 0.199	21.660

WEEKLY		JUNE		2022	
HIGH	LOW	HIGH	LOW	HIGH	LOW
22.491 (06/Jun)	21.257 (10/Jun)	22.491 (06/Jun)	21.257 (10/Jun)	26.927 (08/Mar)	20.433 (13/May)

**OIL WTI – CL-JUL/USD**  
(Exp. 17 June 2022)




<b>RESISTANCE</b>	<b>127.19</b>
	<b>124.97</b>
	<b>122.77</b>
<b>SUPPORT</b>	<b>118.35</b>
	<b>116.13</b>
	<b>113.93</b>
<b>SUGGESTION</b>	<b>BUY</b> ---
	<b>SELL</b> <b>120.65</b>
	<b>S/L</b> <b>122.75</b>
	<b>T/P:</b> <b>118.35</b> <b>116.25</b>

DATE	OPEN	HIGH	LOW	RANGE	CLOSE	CHANGE	PREVIOUS
<b>Jun 10</b>	121.47	122.76	118.34	4.42	120.57	↓ 0.86	121.43

WEEKLY		JUNE		2022	
HIGH	LOW	HIGH	LOW	HIGH	LOW
<b>123.17 (08/Jun)</b>	<b>117.17 (07/Jun)</b>	<b>123.17 (08/Jun)</b>	<b>111.22 (02/Jun)</b>	<b>130.57 (07/Mar)</b>	<b>74.27 (03/Jan)</b>

*All price & chart based on Valbury MT4 Platform*



## Disclaimer

All contents of this report have been prepared by the Research Dept. of Valbury Asia Futures and are provided solely for informational purpose. We have taken reasonable measures to ensure the accuracy of the report, however, do not guarantee its accuracy and will not accept liability for any consequential loss or damage which may arise directly or indirectly from any use of the report.

Published by RESEARCH DEPARTMENT – PT VALBURY ASIA FUTURES  
Menara Karya 9th Floor, Jl. HR Rasuna Said Blok X-5 Kav. 1-2 Jakarta 12950 Indonesia  
Phone : +6221-25533777, Email: research@valbury.com

